



**Nuvama Wealth Management Limited
(formerly known as Edelweiss Securities Limited)**

Corporate Identity Number: U67110MH1993PLC344634

Annual Report for the year ended March 31, 2023

Nuvama Wealth Management Limited
(formerly known as Edelweiss Securities Limited)

30th Annual Report 2022-23

Board of Directors

Mr. Ramesh Abhishek	- Non-executive Director (Chairman)
Mr. Ashish Kehair	- Managing Director & CEO
Mr. Shiv Sehgal	- Executive Director
Mr. Nikhil Srivastava	- Non-executive Director
Mr. Anthony Miller	- Non-executive Director
Mr. Aswin Vikram	- Non-executive Director
Mr. Sujey Subramanian (appointed w.e.f November 7, 2022 and resigned w.e.f. May 1, 2023)	- Non-executive Director
Mr. Lincoln Pan (resigned w.e.f. November 7, 2022)	- Non-executive Director
Mr. Rashesh Shah (resigned w.e.f. March 17, 2023)	- Non-executive Director
Mr. Venkatchalam Ramaswamy (resigned w.e.f. March 17, 2023)	- Non-executive Director
Ms. Vidya Shah (resigned w.e.f. February 8, 2023)	- Non-executive Director
Mr. Sameer Kaji (appointed w.e.f. May 1, 2023)	- Independent Director
Ms. Anisha Motwani	- Independent Director
Mr. Birendra Kumar	- Independent Director
Mr. Navtej S. Nandra	- Independent Director
Mr. Kamlesh Shivji Vikamsey (appointed w.e.f. May 30, 2023)	- Independent Director
Mr. Kunnasagaran Chinniah (resigned w.e.f. May 1, 2023)	- Independent Director

Chief Financial Officer

Mr. Shivaraman Iyer (resigned w.e.f. October 31, 2022)
Mr. Mihir Nanavati (appointed w.e.f. November 1, 2022)

Company Secretary

Ms. Sonal Tiwari (resigned w.e.f. November 29, 2022)
Ms. Pooja Doshi (appointed w.e.f. May 25, 2023)

Statutory Auditors

M/s. S. R. Batliboi & Co. LLP

Registered Office

801- 804, Wing A, Building No. 3, Inspire BKC, G Block,
Bandra Kurla Complex, Bandra East,
Mumbai - 400 051

Corporate Identity No.:
U67190MH2019PLC343440
Tel: +91 22 6620 3030
Email: Secretarial@nuvama.com

Registrar and Share Transfer Agent

TSR Consultants Private Limited
C-101, 1st Floor, 247 Park, Lal Bahadur Shastri
Marg, Vikhroli (West),
Mumbai - 400 083.

BOARD'S REPORT

To the Members of Nuvama Wealth Management Limited
(formerly known as Edelweiss Securities Limited),

The Directors of your Company hereby present their 30th Annual Report on the business, operations and state of affairs of the Company together with the audited financial statements for the financial year ended March 31, 2023:

Financial Highlights

The summary of the Company's financial performance, both on a standalone and consolidated basis, for the Financial Year ("FY") 2022-23 as compared to the previous FY 2021-22 is given below:

Standalone Financial Statements:

(Rs. in million)

Particulars	2022-2023	2021-2022
Revenue from Operations	3,504.69	3,605.93
Other Income	437.49	212.26
Total Income	3,942.18	3,818.19
Total Expenses	3,871.16	3,455.25
Profit Before Exceptional Items and Tax	71.02	362.94
Exceptional items	-	1,473.13
Profit Before Tax	71.02	1,836.07
Tax Expenses:		
Current Tax	95.32	(14.88)
Deferred Tax	(87.28)	(28.46)
Profit for the year	62.98	1,879.41
Other Comprehensive Income	(2.28)	(3.90)
Total Comprehensive Income	60.70	1,875.51
Opening Balance	(12,796.70)	(13,339.59)
Adjustment of share based payments on lapsed / cancelled	34.07	121.51
Reduction on account of composite scheme of arrangement	-	(1,473.13)
Profit for the year	62.98	1,879.41
Other comprehensive income for the year	(2.28)	(3.90)
Transfer from revaluation reserve	18.83	19.00
Profit available for appropriation	(12,683.10)	(12,796.70)
Appropriations	-	-
Surplus carried to Balance Sheet	(12,683.10)	(12,796.70)

Consolidated Financial Statements:
(Rs. in million)

Particulars	2022-2023	2021-2022
Revenue From Operations	22,147.18	17,731.84
Other Income	156.75	101.24
Total Income	22,303.93	17,833.08
Total Expenses	18,252.52	14,808.34
Profit Before Exceptional Items, Share in Profit of Associates and Tax	4,051.41	3,024.74
Share in Profit of Associates	9.53	10.03
Profit Before Exceptional Items and Tax	4,060.94	3,034.77
Exceptional Items:		
-Reversal of Provision for Investment in Associate	-	5,779.22
-Reversal of Provision for Investment in Subsidiary	-	537.10
Profit/(Loss) Before Tax from continuing operations	4,060.94	9,351.09
Tax Expenses	1,010.25	779.76
Profit after tax from Discontinuing Operations	-	2.60
Profit/(Loss) for the year	3,050.69	8,573.93
Other Comprehensive Income	31.13	(2.40)
Total Comprehensive Income/(Loss)	3,081.82	8,571.53
Opening Balance	(10,080.06)	(12,208.76)
- Total Comprehensive loss attributable to Non-controlling interest (shown separately)	0.22	-
-Foreign Exchange Translation Reserve (OCI - shown separately)	(46.85)	(16.67)
- Transfer from Deemed capital contribution - equity	1.37	-
-Transfer from Revaluation Reserve to Retained Earnings	18.83	19.00
-Adjustment of share-based payments on lapse/cancellation	79.51	172.63
- Reduction due to composite scheme of arrangement	-	(6,316.31)
Profit available for appropriation	(6,945.16)	(9,778.58)
Appropriations		
- Transfer to Statutory Reserves	(143.52)	(89.64)
- Transfer to Capital Redemption Reserve	(1.00)	(4.01)
- Transfer to Debenture Redemption Reserve	-	(207.83)
Surplus carried to Balance Sheet	(7,089.68)	(10,080.06)

Information on the state of affairs of the Company (Standalone)

During the year ended March 31, 2023, the Company earned revenue of Rs. 3,504.69 million as compared to Rs. 3,605.93 million in the previous year. Of the total income earned during the year, income from fees and commission stood at Rs. 3,213.14 million as compared to Rs. 3,490.43 million in the previous year and interest income stood at Rs. 175.70 million as compared to Rs. 115.50 million in the previous year.

The Profit after Tax for the year ended March 31, 2023 was Rs. 62.98 million as compared to Rs. 1,879.41 million during the previous year.

Information on the state of affairs of the Company (Consolidated)

During the year ended March 31, 2023, the Company earned revenue of Rs. 22,303.93 million as compared to Rs. 17,833.08 million in the previous year. Of the total income earned during the year, income from fees and commission stood at Rs. 13,229.53 million as compared to Rs. 10,551.97 million in the previous year and interest income stood at Rs. 6,606.69 million as compared to Rs. 5,120.12 million in the previous year.

The Profit after tax including profit from discontinued operations for the year ended March 31, 2023 was Rs. 3,050.69 million as compared to the Rs. 8,573.93 million during the previous year.

No material changes have occurred between the end of financial year i.e. March 31, 2023 and the date of the report affecting the financial position of your Company.

Scheme of Arrangement between the Company and Edelweiss Financial Services Limited

During the year under review, the Company had entered into a Scheme of Arrangement ('Scheme') with Edelweiss Financial Services Limited ('EFSL') envisaging demerger of the Wealth Management business of EFSL with the Company ('Resulting Company'). The Scheme was approved by the Board of Directors of the Company and EFSL on May 13, 2022 and subsequently by the members and creditors of both the Companies.

The Hon'ble NCLT, Mumbai Bench, sanctioned the Scheme vide its Order dated April 27, 2023 and the Scheme is effective from May 18, 2023.

Consequent to the sanctioning of the Scheme the equity shares of the Company shall be listed on BSE and NSEIL, where the equity shares of EFSL are listed.

Change of name of the Company

During the year under review, the of the Company was changed from Edelweiss Securities Limited to Nuvama Wealth Management Limited with effect from August 18, 2022, with a view to establish the Company as an entity of its own standing in the market consequent to the Scheme of Arrangement between the Company and EFSL dated May 13, 2022.

Change in Registered Office of the Company

During the year under review, keeping in view of the existing and future space requirements of the Company, the Registered Office of the Company was changed with effect from February 1, 2023:

From:

Edelweiss House,
Off CST Road,
Kalina, Mumbai – 400 098.

To:

801- 804, Wing A, Building No. 3,
Inspire BKC, G Block, Bandra Kurla Complex,
Bandra East, Mumbai – 400 051.

Changes in the Share Capital of the Company

The Company has an employee stock option plan called the “Nuvama Wealth Management Limited - Employee Stock Option Plan 2021” (‘the Plan’). The Board on the recommendation of the Nomination and Remuneration Committee had granted 26,42,666 stock options to employees qualifying under the aforesaid Plan. Consequent to the exercise of 14,055 Options till March 31, 2023, the paid-up share capital of the Company stands at Rs. 35,05,62,550 divided into 3,50,56,255 Equity Shares of Rs. 10 each.

The disclosures as required under the Companies Act, 2013, for the aforesaid ESOP Plan, in respect of the year ended March 31, 2023, are available on the link <https://www.nuvama.com>

Borrowings

During the year, the Company had issued Commercial papers (listed as well as unlisted) from time to time.

Dividend

During year under review, the Board of Directors did not recommend any dividend.

Subsidiaries and Associates

Subsidiaries:

During year under review, the Company had entered into a Share Subscription and Shareholders Agreement with Pickright Technologies Private Limited (Pickright), Ms. Archana Elapavuluri and Mr. Namandeep Bhatia pursuant to which the Company had acquired 3,83,625 equity shares of face value Rs. 10 each representing 74% of the paid-up share capital of Pickright. Consequently, Pickright became a subsidiary of the Company with effect from March 13, 2023.

Further, pursuant to the provisions of Section 136(1) of the Act, the financial statement for the period ended March 31, 2023 of each subsidiary of the Company is available on the website of the Company at <https://www.nuvama.com>.

Associates:

During year under review, there were no changes in the Associates of the Company.

As required under Rule 5 and Rule 8(1) of the Companies (Accounts) Rules, 2014, a statement containing the salient feature of the financial statement of a company's subsidiary or subsidiaries, associate company or companies and joint venture or ventures under the first proviso to sub-section (3) of section 129 is annexed in Form AOC-1 (**Annexure I**) forming part of this Report.

Loans, Guarantee and Investments

Particulars of loans given, investments made or guarantees given and the purpose for which the loan or guarantee or security given are given under Notes to Accounts annexed to the Financial Statements for the year ended March 31, 2023.

Related Party Transactions

All the related party transactions entered by the Company are on arm's length basis and in the ordinary course of business. The particulars of contracts or arrangements with the related parties as referred to in sub-section (1) of Section 188 and forming part of this report is provided in the financial statements.

The particulars of the material contracts/arrangements entered into by the Company with the related parties on arm's length are disclosed in Form No. AOC -2 (**Annexure -II**) to this Report.

Directors and Key Managerial Personnel

i. Non-Executive Directors

During the year under review, Mr. Sujey Subramanian was appointed as an Additional Director (Non-executive) of the Company, as nominee of PAGAC Ecstasy Pte. Ltd. (PAGAC), effective from November 7, 2022. The appointment was approved by the members of the Company at an Extraordinary General Meeting held on February 27, 2023. Further, Mr. Sujey Subramanian tendered his resignation effective May 1, 2023.

During the year under review the following non-executive directors resigned from the Board of Directors of the Company:

Sr. No.	Name of the Director		Effective Date of Resignation
1.	Mr. Lincoln Pan	-	November 7, 2022
2.	Ms. Vidya Shah	-	February 8, 2023
3.	Mr. Rashesh Shah	-	March 17, 2023
4.	Mr. Venkatchalam Ramaswamy	-	March 17, 2023
5.	Mr. Sujey Subramanian	-	May 1, 2023
6.	Mr. Kunnasagaran Chinniah	-	May 1, 2023

The Board places on record its sincere appreciation for the valuable contribution made by Mr. Lincoln Pan, Mr. Rashesh Shah, Ms. Vidya Shah, Mr. Venkatchalam Ramaswamy and Mr. Sujey Subramanian during their tenure as Non-executive Director(s) of the Company.

ii. Retirement of Director by rotation

Mr. Anthony Miller and Mr. Nikhil Srivastava, Non-executive Director(s), retire by rotation at the ensuing Annual General Meeting and, being eligible, offered themselves for re-appointment.

iii. Independent Directors

During the year under review, Mr. Kunnasagaran Chinniah tendered his resignation as an Independent Director of the Company effective May 1, 2023.

The Board places on record its sincere appreciation for the valuable contribution made by Mr. Kunnasagaran Chinniah during his tenure as Independent Director of the Company.

Mr. Sameer Kaji and Mr. Kamlesh Shivji Vikamsey were appointed as Additional Directors (Non-executive – Independent) for a period of 5 years with effect from May 1, 2023 and

May 30, 2023 respectively, subject to the approval of the Members of the Company at the ensuing AGM of the Company.

The Company has received declarations from all the Independent Directors of the Company confirming that they meet the criteria of independence prescribed under the Companies Act, 2013 ('the Act') and who, in the opinion of the Board, is a person of integrity and possesses relevant expertise and experience and that they have registered their names in the Independent Directors' Databank.

iv. Key Managerial Personnel

During the year under review, Ms. Sonal Tiwari resigned as the Company Secretary with effect from November 29, 2022 and Mr. Shivaraman Iyer, Chief Financial Officer, resigned with effect from October 31, 2022. Mr. Mihir Nanavati was appointed as Chief Financial Officer, with effect from November 1, 2022. Ms. Pooja Doshi was appointed as the Company Secretary of the Company with effect from May 25, 2023.

The details of top ten employees in terms of remuneration and employees in receipt of remuneration as prescribed under Rule 5(2) of the (Appointment and Remuneration of Managerial Personnel) Rules, 2014 containing details as prescribed under Rule 5(3) of the said Rules, which form part of Directors' report.

Number of Board Meetings held

During the year ended March 31, 2023 the Board met 8 times.

Committees of the Board of Directors

Audit Committee

In accordance with the provisions of Section 177 of the Companies Act, 2013, (the Act), the Audit Committee of the Company presently comprises of the following Directors as its members:

Mr. Birendra Kumar - Chairman
Mr. Navtej S. Nandra - Independent Director
Mr. Nikhil Srivastava - Non-executive Director

During the year ended March 31, 2023 the Committee met 6 times.

Nomination and Remuneration Committee

In accordance with the provisions of Section 178 of the Companies Act, 2013, (the Act), the Nomination and Remuneration Committee of the Company presently comprises of the following Directors as its members:

Mr. Birendra Kumar - Independent Director
Mr. Navtej S. Nandra - Independent Director
Ms. Anisha Motwani - Independent Director
Mr. Nikhil Srivastava - Non-executive Director

The Remuneration Policy ("the Policy") pursuant to Section 178 of the Companies Act, 2013 is annexed as **Annexure III** to this Report.

During the year ended March 31, 2023 the Committee met 2 times.

Corporate Social Responsibility Committee

In accordance with the provisions of Section 135 of the Companies Act, 2013, (the Act), the Corporate Social Responsibility ("CSR") Committee of the Company presently comprises of the following Directors as its members:

Mr. Sameer Kaji - Chairman
Mr. Birendra Kumar - Independent Director
Mr. Shiv Sehgal - Executive Director

The terms of reference of the Committee includes the matters specified in Section 135 of the Act and the Annual Report on CSR Activities is annexed as **Annexure IV** to this Report.

During the year ended March 31, 2023, the Committee met once.

Evaluation of the Performance of the Board

The Board has framed an Evaluation Policy ("the Policy") for evaluating the performance of the Board, Executive Directors, Independent Directors, Non-executive Directors and its Committees. Based on the Policy, the performance was evaluated for the financial year ended March 31, 2023. A meeting of the Independent Directors was held during the year under review.

The Policy *inter alia* provides the criteria for performance evaluation such as Board effectiveness, quality of discussion, contribution by the Directors at the meetings, their business acumen, strategic thinking, time commitment, and relationship with the stakeholders, corporate governance practices followed by the Company, contribution of the Committees to the Board in discharging its functions.

Internal Financial Controls and Risk Management

The Company has in place adequate internal financial controls with reference to financial statements.

Auditors

The Members at the 25th AGM of the Company held on July 16, 2018, had appointed M/s. S. R. Batliboi & Co. LLP (SRB), as Auditors of the Company till the conclusion of the 30th AGM of the Company to be held in the year 2023.

Since the term of appointment of SRB is expiring at the ensuing 30th AGM of the Company, a resolution seeking approval of the Members for appointment of SRB as Auditors of the Company for the second term of five years commencing from the conclusion of the 30th AGM till conclusion of 35th AGM of the Company to be held in the year 2028, is included in the Notice of the ensuing AGM.

SRB has furnished a certificate of their eligibility and consent under Section 139 and 141 of the Act read with the Companies (Audit and Auditors) Rules 2014.

Auditors' Report

Statutory Auditors' Report

The Report of the Auditors on the financial statements does not contain any qualification, reservation, adverse remarks or disclaimer. The Notes to the Accounts referred to in the Auditors' Report are self-explanatory and therefore do not call for any further explanation. Further, pursuant to Section 143(12) of the Act, the Statutory Auditors of the Company have not reported any instances of frauds committed in the Company by its officers or employees.

The Report of the Auditors on the financial statements does not contain any qualification, reservation, adverse remarks or disclaimer

Secretarial Audit Report

M/s. SVVS & Associates, Company Secretaries LLP, Practicing Company Secretaries, were appointed as the Secretarial Auditor to conduct the Secretarial Audit for the financial year ended March 31, 2023. The Report of the Secretarial Auditor is provided as **Annexure V** to this Report.

The draft Secretarial Audit Report does not contain any qualification, reservation, adverse remarks, or disclaimer.

Compliance with Secretarial Standards

The Company has complied with the applicable Secretarial Standards, i.e. SS-1 and SS-2, relating to 'Meetings of the Board of Directors' and 'General Meetings', respectively, issued, by the Institute of Company Secretaries of India.

Prevention of Sexual Harassment of Women at the Workplace

The Company has in place a Policy for Prevention, Prohibition and Redressal of Sexual Harassment at Workplace.

No case was reported under the Policy during the year under review. The Company has complied with the provisions relating to the Constitution of Internal Complaints Committee under the Sexual Harassment of Women at Workplace (Prevention, Prohibition and Redressal) Act, 2013.

Annual Return

Pursuant to the provisions of Section 134(3) and 92(3) of the Act read with Rule 12(1) of the Companies (Management and Administration) Rules, 2014, the Annual Return of the Company for the financial year ended March 31, 2023 is available on the Company's website and can be accessed at <https://www.nuvama.com>.

Whistle Blower Policy / Vigil Mechanism

The Company has in place a Whistle Blower Policy (Vigil Mechanism) for the employees to report genuine concerns/grievances. The Vigil Mechanism is overseen by the Audit Committee.

Risk Management

The Company has in place a Risk Management Policy. The Risk Management Committee has not identified any elements of risk which in its opinion may threaten the existence of the Company. The Company's internal control systems are commensurate with the nature of its business, size and complexity of its operations.

Conservation of Energy, Technology Absorption and Foreign Exchange Earnings / Outgo

A. Conservation of energy

- i) the steps taken or impact on conservation of energy - The operations of your Company are not energy-intensive. However, adequate measures have been initiated for conservation of energy.
- ii) the steps taken by the Company for utilising alternate sources of energy - though the operations of the Company are not energy intensive, the Company shall explore alternative source of energy, as and when the necessity arises.
- iii) the capital investment on energy conservation equipment's - Nil

B. Technology absorption

- i) the efforts made towards technology absorption; The minimum technology required for the business has been absorbed.
- ii) the benefits derived like product improvement, cost reduction, product development or import substitution; Not Applicable
- iii) in case of imported technology (imported during the last three years reckoned from the beginning of the financial year); Not Applicable
 - a. the details of technology imported;
 - b. the year of import;
 - c. whether the technology been fully absorbed;
 - d. if not fully absorbed, areas where absorption has not taken place, and the reasons thereof; and
- iv) the expenditure incurred on Research and Development: Not Applicable

C. Foreign Exchange earnings and outgo

During the year under review, the Company earned foreign exchange of Rs. 318.54 million (previous year: Rs. 121.08 million) and, there was outgo of foreign exchange of Rs. 304.30 million (previous year: Rs. 230.66 million).

Other Disclosures

Your Director's state that no disclosure or reporting is required in respect of the following matters as there were no transactions on these matters during the year under review:

- a) details relating to the deposits covered under Chapter V of the Companies Act, 2013, issue of Equity Shares with differential rights as to dividend, voting or otherwise, sweat equity shares;
- b) provisions relating to maintenance of cost records as specified by the Central Government under section 148 of the Companies Act, 2013;
- c) proceeding pending with National Company Law Tribunal under the Insolvency and Bankruptcy Code, 2016;
- d) significant or material orders by the Regulators or Courts or Tribunals which impact the going concern status and Company's operations in future; and
- e) instance of one-time settlement with any Bank or Financial Institution.

Directors' Responsibility Statement

Pursuant to Section 134 of the Companies Act, 2013 (the Act), the Directors confirm that:


- (i) in the preparation of the annual accounts, the applicable accounting standards have been followed;
- (ii) such accounting policies have been selected and applied them consistently and made judgments and estimates that are reasonable and prudent so as to give a true and fair view of the state of affairs of the Company as at March 31, 2023 and of the profit of the Company for the financial year ended on that date;
- (iii) proper and sufficient care had been taken for the maintenance of adequate accounting records in accordance with the provisions of the Act for safeguarding the assets of the Company and for preventing and detecting fraud and other irregularities;
- (iv) the annual accounts have been prepared on a going concern basis; and
- (v) proper systems had been devised to ensure compliance with the provisions of all applicable laws and that such systems were adequate and operating effectively.

Acknowledgements

The Board of Directors wishes to place on record appreciation for the continued support and co-operation extended by the Securities and Exchange Board of India, Stock Exchanges, Reserve Bank of India, Ministry of Corporate Affairs, other government authorities, banks, and other stakeholders. The Directors would also like to take this opportunity to express their appreciation for the dedicated efforts of the employees of the Company and its subsidiaries across all levels, resulting in successful performance during the year under review.

**For and on behalf of the Board of Directors
Nuvama Wealth Management Limited
(formerly Edelweiss Securities Limited)**


**Ashish Kehair
Managing Director and CEO
DIN: 07789972**


**Shiv Sehgal
Executive Director
DIN: 07112524**

Mumbai, May 31, 2023



Nuvama Wealth Management Limited (formerly known as Edelweiss Securities Limited)

Form AOC-I

(Pursuant to first proviso to sub-section (3) of section 129 read with rule 5 of Companies (Accounts) Rules, 2014)
 Statement containing salient features of the financial statement of subsidiaries/associate companies/joint ventures
 Part "A", Subsidiaries
 (Currency: Indian rupees in millions)

Name of the Subsidiary Company	Nuvama Wealth Finance Limited	Nuvama Wealth and Investment Limited	Nuvama Clearing Services Limited	Nuvama Capital Services (IFSC) Limited	Nuvama Financial Services Inc.	Nuvama Financial Services (UK) Limited	Nuvama Investment Advisors (Hong Kong) Private Limited	Nuvama Investment Advisors Private Limited	Pickright Technologies Private Limited	Nuvama Asset Management Limited
	Indian Rupees	Indian Rupees	Indian Rupees	Indian Rupees	US Dollar	British Pound	US Dollar	Singapore Dollar	Indian Rupees	Indian Rupees
Reporting currency	Indian Rupees	Indian Rupees	Indian Rupees	Indian Rupees	US Dollar	British Pound	US Dollar	Singapore Dollar	Indian Rupees	Indian Rupees
Exchange rate as on 31 March 2023	114.59	4,304.54	62.68	176.64	82.1825	101.6448	82.1825	61.8079	5.18	359.60
Paid-up equity share capital	-	-	-	-	80.26	26.23	119.51	84.45	-	-
Reserves of the subsidiary	7,565.65	2,480.48	3,804.88	(67.73)	117.63	8.43	(55.10)	30.54	170.13	(216.56)
Total assets	39,772.97	46,869.30	46,879.23	149.04	227.54	49.69	102.83	146.83	182.34	357.77
Total liabilities	32,092.73	40,094.28	42,866.36	27.78	29.65	15.03	38.42	31.84	7.03	214.73
Investments	975.64	-	231.61	-	-	-	-	-	-	125.52
Turnover	4,539.79	12,156.27	2,950.94	1.38	279.44	59.22	90.88	148.91	1.36	491.26
Profit/(Loss) before taxation	973.56	1,856.84	1,306.27	(17.56)	(7.09)	3.52	5.50	10.14	(3.29)	(17.07)
Provision for taxation	256.01	434.47	327.69	-	0.27	0.99	0.61	0.60	(0.15)	-
Profit/(Loss) after taxation	717.55	1,422.37	978.58	(17.56)	(7.36)	2.53	4.89	9.54	(3.14)	(17.07)
Proposed dividend	-	-	65.81	-	-	-	-	49.37	-	-
% of shareholding	100%	100%	100%	100%	100%	100%	100%	100%	74%	100%

Note :

- 1) Turnover includes Revenue from operations and Other income.
- 2) No subsidiary was liquidated or sold during the year.
- 3) Nuvama Wealth Management Limited had acquired 74% stake in Pickright Technologies Private Limited w.e.f March 13, 2023.

For and on behalf of the Board of Directors

Ashish Khehar
 Ashish Khehar
 Managing Director & CEO
 DIN: 07789372

Shiv Seegal
 Shiv Seegal
 Executive Director
 DIN: 07112524

Pooja Doshi
 Pooja Doshi
 Company Secretary

May 31, 2023

Nuvama Wealth Management Limited (formerly known as Edelweiss Securities Limited)
 Registered Office: 601, 5th Wing, A, B, C, D, E, F, G, H, I, J, K, L, M, N, O, P, Q, R, S, T, U, V, W, X, Y, Z, 5th Floor, Eastern Plaza Complex, Bandra East
 Mumbai - 400 051, India. Tel: 022-4210-6000

Nuvama Wealth Management Limited (formerly known as Edelweiss Securities Limited)
Form AOC-I
(Pursuant to first proviso to sub-section (3) of section 129 read with rule 5 of Companies (Accounts) Rules, 2014)

Statement containing salient features of the financial statement of subsidiaries/associate companies/joint ventures

Part "B": Associates

(Currency: Indian rupees in millions)


Name of the Associate Company	Edelweiss Capital Services Limited
Latest audited Balance Sheet Date	March 31, 2023
No. of equity shares by the company on the year end	2,69,50,000
Amount of Investment in Associates	269.50
Extend of Holding %	49.00%
Description of how there is significant influence	Associate
Reason why the associate is not consolidated	No control
Networth attributable to Shareholding as per latest audited Balance Sheet	281.19
Profit / (Loss) for the year Considered in Consolidation	
(i) Considered in Consolidation	9.53
(ii) Not Considered in Consolidation	-


Note:

- 1) No Associate was liquidated or sold during the year.
- 2) Profit/(loss) figures do not include other comprehensive income.
- 3) Nuvama Wealth Management Limited (the Company) held 26.185% of equity shares of Edelweiss Asset Reconstruction Company Limited (EARC). Effective March 26, 2021, as per IND AS, the Company ceased to have control/significant influence over EARC (Refer note 62 of the Consolidated Financial Statement). On April 22, 2022, the Company had demerged investments in EARC as per Composite scheme of arrangement duly approved by National Company Law Tribunal vide its order dated March 31, 2022 (Refer note 57 of the Consolidated Financial Statement).

For and on behalf of the Board of Directors


Ashish Kehajr
Managing Director & CEO
DIN: 07789972


Shiv Sehgal
Executive Director
DIN: 07112524


Mihir Nanavati
Chief Financial Officer


Pooja Doshi
Company Secretary

May 31, 2023

Annexure II

Form AOC-2

(Pursuant to clause (h) of sub-section (3) of Section 134 of the Act and Rule 8(2) of the Companies (Accounts) Rules, 2014)

Form for disclosure of particulars of contracts/arrangements entered into by the company with related parties referred to in sub-section (1) of section 188 of the Companies Act, 2013 including certain arm's length transactions under third proviso thereto:

(Currency: Indian rupees in millions)

Details of contracts or arrangements or transactions not at arm's length basis:

Sr. No.	Name(s) of the related party and nature of relationship	Nature of contracts/arrangements/transactions	Duration of the contracts/arrangements/transactions	Salient terms of the contracts or arrangements or transactions including the value, if any	Justification for entering into such contracts or arrangements or transactions	Date of approval by the Board	Amount paid as advances, if any	Date on which the special resolution was passed in general meeting as required under first proviso to section 188
-	-	-	-	-	-	-	-	-

II. Details of material contracts or arrangement or transactions at arm's length basis:

Sr. No.	Name(s) of the related party and nature of relationship	Nature of contracts/arrangements/transactions	Duration of the contracts/arrangements/transactions	Salient terms of the contracts or arrangements or transactions including the value, if any (Rs. in Million)	Date of approval by the Board	Amount paid as advances, if any
1.	PAGAC Ecstasy Pte. Limited (Ultimate Holding Company)	Equity share capital (issue of Compulsorily Convertible Debentures)	One year	Equity share capital (issue of Compulsorily Convertible Debentures) Rs. 22,044.00		Nil
2.	PAGAC Ecstasy Pte. Limited (Ultimate Holding Company)	Equity share capital (issue of Compulsorily Convertible Debentures)	One year	Equity share capital (issue of Compulsorily Convertible Debentures) Rs. 22,044.00		Nil

3.	Asia Pragati Strategic Investment Fund (Fellow entity of the ultimate holding company)	Equity share capital (Conversion of Compulsorily Convertible Debentures)	One year	Equity share capital (issue of Compulsorily Convertible Debentures) Rs. 22,044.00	Nil
4.	Nuvama Clearing Services Limited (formerly Edelweiss Custodial Services Limited) (Subsidiaries/entities which are controlled by the Group)	Margin placed with	One year	Margin placed with Rs. 13,01,063.29	Nil
5.	Nuvama Clearing Services Limited (formerly Edelweiss Custodial Services Limited)	Margin withdrawn from	One year	Margin withdrawn from Rs. 13,00,246.51	Nil

6.	Nuvama Wealth Finance Limited (formerly Edelweiss Finance & Investments Limited) Subsidiaries/entities which are controlled by the Group	Purchase of debt instruments	One year	Purchase of debt instruments Rs. 639.75	Nil
7.	Edelweiss Rural & Corporate Services Limited (Subsidiaries of Entity exercising significant influence with whom the Group has transactions)	Inter corporate deposit placed with	One year	Inter corporate deposit placed with Rs. 600.00	Nil
8.	Edelweiss Rural & Corporate Services Limited (Subsidiaries of Entity exercising	Inter corporate deposit withdrawn from	One year	Inter corporate deposit withdrawn from	Nil

	significant influence with whom the Group has transactions)			Rs. 600.00		
9.	Nuvama Wealth Finance Limited (formerly Edelweiss Finance & Investments Limited) (Subsidiaries/entities which are controlled by the Group)	Short term loans taken from	One year	Short term loans taken from Rs. 93,063.50	Nil	Nil
10.	Nuvama Wealth Finance Limited (formerly Edelweiss Finance & Investments Limited) (Subsidiaries/entities which are controlled by the Group)	Short term loans repaid to	One year	Short term loans repaid to Rs. 93,063.50	Nil	Nil


11.	Nuvama Wealth Finance Limited (formerly Edelweiss Finance & Investments Limited) (Subsidiaries/entities which are controlled by the Group)	Investments in equity shares	One year	Investments in equity shares Rs. 6,351.10	Nil
12.	Nuvama Wealth and Investment Limited (formerly Edelweiss Broking Limited) (Subsidiaries/entities which are controlled by the Group)	Investments in equity shares	One year	Investments in equity shares Rs. 4,657.95	Nil
13.	Nuvama Clearing Services Limited (formerly Edelweiss Custodial Services Limited)	Investments in equity shares	One year	Investments in equity shares Rs. 714.78	Nil

	(Subsidiaries/ entities which are controlled by the Group)					
14.	Nuvama Clearing Services Limited (formerly Edelweiss Custodial Services Limited) (Subsidiaries/ entities which are controlled by the Group)	Margin payable to	One year	Margin payable to Rs. 931.73		Nil
15.	Nuvama Clearing Services Limited (formerly Edelweiss Custodial Services Limited) (Subsidiaries/ entities which are controlled by the Group)	Corporate guarantee given to	One year	Corporate guarantee given to Rs. 10,500.00		Nil

16.	Nuvama Wealth and Investment Limited (formerly Edelweiss Broking Limited) (Subsidiaries/entities which are controlled by the Group)	Corporate guarantee given to	One year	Corporate guarantee given to Rs. 10,633.50	Nil
17.	Asia Pragati Strategic Investment Fund (Fellow entity of the ultimate holding company)	Liquidity support availed from	One year	Liquidity support availed from Rs. 6,000.00	Nil

For and on behalf of the Board of Directors
Nuvama Wealth Management Limited
(formerly Edelweiss Securities Limited)


Ashish Kehair
Managing Director and CEO
DIN: 07789972


Shiv Sehgal
Executive Director
DIN: 07112524

May 31, 2023

Remuneration Policy**Objective**

The Companies Act, 2013 ('the Act') requires a Company to frame policy for determining the remuneration payable to the Directors, Key Managerial Personnel (KMPs) and other employees.

The objective of the Remuneration Policy (the Policy) of the Company is to provide a framework for the remuneration of the Independent Directors, Non-executive Directors, Managing Director/Executive Directors, KMPs, and other Senior level employees of the Company.

The objective of this Policy is to ensure that:

- i. the level and composition of remuneration is reasonable and sufficient to attract, retain talent required to run the company successfully;
- ii. relationship of remuneration to performance is clear and meets appropriate performance benchmarks; and
- iii. remuneration to the Directors, KMPs and senior management comprises a balance of fixed and incentive pay reflecting short and long-term performance objectives appropriate to the working of the Company and its goals.

Remuneration of the Independent Directors & Non- executive Directors

- The Independent Directors & Non-executive Directors are eligible for sitting fees for attending the meetings of the Board and the Committees thereof.
- The Independent Directors & Non-executive Directors are also eligible for commission, subject to limits prescribed under the Act and the Rules framed there under.
- The Independent Directors are not eligible for stock options.
- The Non-executive Directors (other than promoter Directors) shall be eligible for stock options.

Remuneration of the Managing Director & Executive Directors

- The remuneration of the Managing Director/Executive Directors is recommended by the Nomination and Remuneration Committee ('NRC') to the Board. Based on the recommendations of the NRC, the Board determines and approves the remuneration of the Managing Director/Executive Directors, subject to necessary approvals, if any.
- The remuneration paid to the Managing Director/Executive Directors is within the limits prescribed under the Act and approved by the shareholders of the Company. The remuneration structure includes fixed salary, perquisites, bonus, other benefits and allowances and contribution to Funds, etc.
- The Executive Directors (other than the promoter Directors) shall be eligible for stock options.

Remuneration of the KMP (other than Executive Directors) and Senior level employees

- The key components of remuneration package of the KMP (other than Executive Directors) and Senior level employees shall comprise of fixed salary, perquisites, annual bonus, other benefits and allowances and contribution to Funds, etc.
- They shall be eligible for stock options.

Policy Review

- The Policy may be amended as may be necessary.
- The NRC shall implement the Policy, and may issue such guidelines, procedures etc. as it may deem fit.

**For and on behalf of the Board of Directors
Nuvama Wealth Management Limited
(formerly Edelweiss Securities Limited)**

Ashish Kehair
Managing Director and CEO
DIN: 07789972

Shiv Sehgal
Executive Director
DIN: 07112524

May 31, 2023

Annual Report on Corporate Social Responsibility (CSR) activities for the financial year 2022-23

Annexure IV

[Pursuant to clause (o) of sub-section (3) of section 134 of the Companies Act, 2013 and Rule 9 of the Companies (Corporate Social Responsibility) Rules, 2014]

1. **Brief outline on CSR Policy of the Company:**
CSR Policy shall apply to all CSR initiatives and activities taken up by the Company for the benefit of the society.
2. **Composition of CSR Committee:**

Sl. No.	Name of Director	Designation Nature of Directorship	/ of	Number of meetings of CSR Committee held during the year	Number of meetings of CSR Committee attended during the year
1.	Mr. Birendra Kumar	Independent Director		1	1
2.	Mr. Shiv Sehgal	Executive Director		1	1
3.	Mr. Sameer Kaji	Independent Director		1	NA

3.	Provide the web-link where Composition of CSR committee, CSR Policy and CSR projects approved by the board are disclosed on the website of the company.	https://www.nuvama.com
4.	Provide the details of impact assessment of CSR projects carried out in pursuance of sub-rule (3) of rule 8 of the Companies (Corporate Social Responsibility Policy) Rules, 2014, if applicable (attach the report).	: Not Applicable
5.	Details of the amount available for set off in pursuance of sub-rule (3) of rule 7 of the Companies (Corporate Social Responsibility Policy) Rules, 2014 and amount required for set off for the financial year, if any	: Not Applicable
6.	Average net profit of the company as per section 135(5)	: Rs. 12,14,17,405
7.	Two percent of average net profit of the company as per section 135(5).	: Rs. 24,28,348
8.	Surplus arising out of the CSR projects or programmes or activities of the previous financial years.	: Nil

9.	Amount required to be set off for the financial year, if any	Nil
10.	Total CSR obligation for the financial year (7+8-9).	Rs. 24,28,348

11.

- a. CSR amount spent ~~or spent~~ for the financial year: Rs. 25,00,000
b. Details of CSR amount spent against ongoing projects for the financial year:

1	2	3	4	5	6	7	8	9	10	11	
S	Name of CSR project	Item from List of activities in Schedule VII to the Act	Local Are (Yes/No)	Location of project	Project duration	Amount allocated for the project (INR)	Amount spent in the current financial year	Amount transferred to unspent CSR account for the project as per Section 135(6)	Mode of implementation - Direct (Yes/No)	Mode of implementation through implementation agency	CSR registration no.
1	Community led draught mitigation center	Livelihood - Schedule VII(ii)	No	Rajasthan Bikaner	4	13,02,280	13,02,280	-	No	EdelGive Foundation	CSR00000514

2	Strengthening institutional capacities of Women's Federation to amplify their collective voice & Strengthening Livelihoods through Community Enterprise Development and Convergence of Government resources in Low-income villages of Coastal and Tribal Geographies of Gujarat	Livelihood - Schedule VIII(ii)	No	Gujarat	Amreli Bhavnagar Dahod Mahisagar	3	11,97,720	11,97,720	-	No	Ede/Give Foundation	CSR000 00514
	TOTAL						25,00,000	25,00,000	-			

- c. Details of CSR amount spent against other than ongoing projects for the financial year: Not Applicable
d. Amount spent in Administrative Overheads : Nil
e. Amount spent on Impact Assessment, if applicable
f. Total amount spent for the Financial Year (11b+11c+11d+11e) : Rs. 25,00,000
g. Excess amount for set off, if any: NIL

Sl. No.	Particular	Amount (in Rs.)
(i)	Two percent of average net profit of the company as per section 135(5)	Rs. 24,28,348
(ii)	Total amount spent for the Financial Year	Rs.25,00,000
(iii)	Excess amount spent for the financial year [(ii)-(i)]	Rs. 71,652
(iv)	Surplus arising out of the CSR projects or programmes or activities of the previous financial years, if any	Nil
(v)	Amount available for set off in succeeding financial years [(iii)-(iv)]	Rs. 71,652

12. Details of Unspent CSR amount for the preceding three financial years: Not Applicable

13. In case of creation or acquisition of capital asset, furnish the details relating to the asset so created or acquired through CSR spent in the financial year (asset-wise details)
(a) Date of creation or acquisition of the capital asset(s).

Not Applicable



(b) Amount of CSR spent for creation or acquisition of capital asset. Not Applicable

(c) Details of the entity or public authority or beneficiary under whose name such capital asset is registered, their address etc. Not Applicable

(e) Provide details of the capital asset(s) created or acquired (including complete address and location of the capital asset). Not Applicable

(f) Specify the reason(s), if the company has failed to spend two per cent of the average net profit as per section 135(5). Not Applicable

**For Nuvama Wealth Management Limited
(formerly known as Edelweiss Securities Limited)**

Sameer Kaji
Chairman - CSR Committee

Shiv Selgal
Executive Director

May 31, 2023

Form No. MR-3
SECRETARIAL AUDIT REPORT
FOR THE FINANCIAL YEAR ENDED MARCH 31, 2023

[Pursuant to section 204(1) of the Companies Act, 2013 and rule No.9 of the Companies (Appointment and Remuneration of Managerial Personnel) Rules, 2014]

The Members,

Nuvama Wealth Management Limited

(formerly known as Edelweiss Securities Limited)

801 to 804 Wing A Building No 3,
Inspire BKC G Block Bandra East,
Mumbai MH 400051 IN

We have conducted the secretarial audit of the compliance of applicable statutory provisions and the adherence to good corporate practices by **Nuvama Wealth Management Limited** (hereinafter called "the Company"). Secretarial Audit was conducted in a manner that provided us a reasonable basis for evaluating the corporate conducts/statutory compliances and expressing our opinion thereon.

Based on our verification of the Company's books, papers, minute books, forms and returns filed and other records maintained by the Company and also the information provided by the Company, its officers, agents and authorized representatives during the conduct of secretarial audit, We hereby report that in our opinion, the Company has, during the audit period covering the financial year ended on March 31, 2023, complied with the statutory provisions listed hereunder and also that the Company has proper Board-processes and compliance-mechanism in place to the extent, in the manner and subject to the reporting made hereinafter.

We have examined the books, papers, minute books, forms and returns filed and other records maintained by the Company for the financial year ended on March 31, 2023 according to the provisions of:

- (i) The Companies Act, 2013 (the Act) and the rules made thereunder;
- (ii) The Securities Contracts (Regulation) Act, 1956 ('SCRA') and the rules made thereunder;



- (iii) The Depositories Act, 1996 and the Regulations and Bye-laws framed thereunder¹;
- (iv) Foreign Exchange Management Act, 1999 and the rules and regulations made thereunder to the extent of Foreign Direct Investment, Overseas Direct Investment and External Commercial Borrowings;
- (v) The following Regulations and Guidelines prescribed under the Securities and Exchange Board of India Act, 1992 ('SEBI Act'):-
- (a) The Securities and Exchange Board of India (Substantial Acquisition of Shares and Takeovers) Regulations, 2011²;
 - (b) The Securities and Exchange Board of India (Prohibition of Insider Trading) Regulations, 2015;
 - (c) The Securities and Exchange Board of India (Issue of Capital and Disclosure Requirements) Regulations, 2018³;
 - (d) The Securities and Exchange Board of India (Share Based Employee Benefits) Regulations, 2014⁴;
 - (e) The Securities and Exchange Board of India (Issue and Listing of Non-Convertible Securities) Regulations, 2021⁵;
 - (f) The Securities and Exchange Board of India (Registrars to an Issue and Share Transfer Agents) Regulations, 1993 regarding the Companies Act and dealing with client⁶;
 - (g) The Securities and Exchange Board of India (Delisting of Equity Shares) Regulations, 2021⁷;
 - (h) The Securities and Exchange Board of India (Buyback of Securities) Regulations, 2018⁸;
 - (i) The Securities and Exchange Board of India (Listing Obligations and Disclosure Requirements) Regulations, 2015⁹; and
- (vi) Other laws as may be applicable specifically to the Company, namely:

¹ Not applicable to the company during the audit period

² Not applicable to the Company during the Audit period

³ ibid

⁴ ibid

⁵ ibid

⁶ ibid

⁷ ibid

⁸ Ibid

⁹ Ibid



- (i) SEBI (Stock Brokers & Sub Brokers) Regulations, 1992, and the Circulars issued by SEBI thereunder,
- (ii) The Byelaws, Rules, and Circulars issued by Stock Exchanges of which the Company is the member;
- (iii) SEBI (Research Analysts) Regulations, 2014 And the regulations made thereunder.
- (iv) The Securities and Exchange Board of India {KYC (Know Your Client) Registration Agency} Regulations, 2011;
- (v) SEBI (Certification of Associated Persons in the Securities Markets) Regulations, 2007; and
- (vi) Securities and Exchange Board of India (Intermediaries) Regulations, 2008.

We have also examined compliance with the applicable clauses of the following:

- (i) Secretarial Standards issued by the Institute of Company Secretaries of India.

During the period under review the Company has complied with the provisions of the Act, Rules, Regulations, Guidelines, Standards, etc. mentioned above.

We further report that the Board of Directors of the Company is duly constituted with proper balance of Executive Directors, Non-Executive Directors and Independent Directors. The changes in the composition of the Board of Directors that took place during the period under review were carried out in compliance with the provisions of the Act.

Adequate notice is given to all directors to schedule the Board Meetings, agenda and detailed notes on agenda were sent at least seven days in advance, and a system exists for seeking and obtaining further information and clarifications on the agenda items before the meeting and for meaningful participation at the meeting.

Majority decision is carried through while the dissenting members' views are captured and recorded as part of the minutes¹⁰.

We further report that there are adequate systems and processes in the Company commensurate with the size and operations of the Company to monitor and ensure compliance with applicable laws, rules, regulations and guidelines (Please see **Annexure B**).

¹⁰ All resolutions were carried unanimously



We further report that during the audit period, the Company has not accomplished/encountered any specific events / actions having a major bearing on the Company's affairs in pursuance of the laws, rules, regulations, guidelines, standards, etc. referred to above.

May 25, 2023
Mumbai

For SVVS & Associates Company Secretaries LLP



CS. Suresh Viswanathan
Designated Partner

UDIN : F004453E000346179

FCS : 4453

CP No : 11745



Note: This report is to be read with the list of Applicable Laws and our letter of even date which are attached as **Annexure A** and **Annexure B** respectively and form an integral part of this report.

ANNEXURE A

The Members,

Nuvama Wealth Management Limited

(formerly known as Edelweiss Securities Limited)

801 to 804 Wing A Building No 3,

Inspire BKC G Block Bandra East,

Mumbai MH 400051 IN

Our report of even date is to be read along with this letter.

1. Maintenance of secretarial record is the responsibility of the management of the Company. Our responsibility is to express an opinion on these secretarial records based on our audit.
2. We have followed the audit practices and processes as were appropriate to obtain reasonable assurance about the correctness of the contents of the Secretarial records. The verification was done on test basis to ensure that correct facts are reflected in secretarial records. We believe that the processes and practices, we followed provide a reasonable basis for our opinion.
3. We have not verified the correctness and appropriateness of financial records and Books of Accounts of the Company.
4. No audit has been conducted on the compliance with finance and taxation laws as the same are subject to audit by the Statutory Auditor and Internal Auditor to the Company and their observations, if any, shall hold good for the purpose of this audit report.
5. Wherever required, we have obtained the Management representation about the compliance of laws, rules and regulations and happening of events etc.
6. The compliance with the provisions of Corporate and other applicable laws rules, regulations the responsibility of management, our examination was limited to the verification of procedures on test basis.
7. The Secretarial Audit report is neither an assurance as to the future viability of the Company nor of the efficacy or effectiveness with which the management has conducted the affairs of the Company.
8. Audit of the compliance with Other Laws has been undertaken based on scope of audit and the applicability of such Laws as ascertained by the Company and informed to us.



9. We have relied on reports of Internal Audit, Regulatory Inspection/Audit to the extent made available to us and the observations, if any, contained in such reports shall hold good for the purpose of this audit report.
10. It has been observed that the Company has received a show cause notice from National Stock Exchange (NSE) on April 20, 2022 and the said notice has been duly replied by the company on May 14, 2022.

May 25, 2023
Mumbai

For SVVS & Associates Company Secretaries LLP



CS. Suresh Viswanathan
Designated Partner

UDIN : F004453E000346179

FCS : 4453

CP No : 11745



ANNEXURE B

No. Laws applicable to the Company

The following laws have been taken into account to verify if that there are adequate systems and processes to monitor and ensure compliance with, in the Company, commensurate with its with the size and operations:

1. The Maternity Benefit Act, 1961
2. Payment of Wages Act, 1936
3. Minimum wages act-regional
4. The Payment of Bonus Act, 1965
5. Equal Remuneration Act, 1976
6. The Maharashtra Labour Welfare Fund Act, 1953
7. The Maharashtra Workmen's Minimum House Rent Allowance Act, 1983
8. Employee's Provident Fund & Miscellaneous Provisions Act, 1952
9. The Payment of Gratuity Act, 1972
10. The Sexual Harassment of Women at Workplace (Prevention, Prohibition and Redressal) Act, 2013
11. Employee Compensation Act, 1923
12. Contract Labour (Regulation and Abolition) Act, 1970
13. The Maharashtra Private Security Guards (Regulation of Employment & Welfare) Act, 1981 & Maharashtra Private Security Agencies, 2005
14. Employees' State Insurance Act, 1948



INDEPENDENT AUDITOR'S REPORT

To the Members of Nuvama Wealth Management Limited (formerly Edelweiss Securities Limited)

Report on the Audit of the Standalone Financial Statements**Opinion**

We have audited the accompanying standalone financial statements of Nuvama Wealth Management Limited (formerly Edelweiss Securities Limited) ("the Company"), which comprise the Balance sheet as at March 31, 2023, the Statement of Profit and Loss, including the statement of Other Comprehensive Income, the Cash Flow Statement and the Statement of Changes in Equity for the year then ended, and notes to the standalone financial statements, including a summary of significant accounting policies and other explanatory information.

In our opinion and to the best of our information and according to the explanations given to us, the aforesaid standalone financial statements give the information required by the Companies Act, 2013, as amended ("the Act") in the manner so required and give a true and fair view in conformity with the accounting principles generally accepted in India, of the state of affairs of the Company as at March 31, 2023, its profit including other comprehensive income, its cash flows and the changes in equity for the year ended on that date.

Basis for Opinion

We conducted our audit of the standalone financial statements in accordance with the Standards on Auditing (SAs), as specified under section 143(10) of the Act. Our responsibilities under those Standards are further described in the 'Auditor's Responsibilities for the Audit of the Standalone Financial Statements' section of our report. We are independent of the Company in accordance with the 'Code of Ethics' issued by the Institute of Chartered Accountants of India together with the ethical requirements that are relevant to our audit of the financial statements under the provisions of the Act and the Rules thereunder, and we have fulfilled our other ethical responsibilities in accordance with these requirements and the Code of Ethics. We believe that the audit evidence we have obtained is sufficient and appropriate to provide a basis for our audit opinion on the standalone financial statements.

Key Audit Matters

Key audit matters are those matters that, in our professional judgment, were of most significance in our audit of the standalone financial statements for the financial year ended March 31, 2023. These matters were addressed in the context of our audit of the standalone financial statements as a whole, and in forming our opinion thereon, and we do not provide a separate opinion on these matters. For each matter below, our description of how our audit addressed the matter is provided in that context.

We have determined the matters described below to be the key audit matters to be communicated in our report. We have fulfilled the responsibilities described in the Auditor's responsibilities for the audit of the standalone financial statements section of our report, including in relation to these matters. Accordingly, our audit included the performance of procedures designed to respond to our assessment of the risks of material misstatement of the standalone financial statements. The results of our audit procedures, including the procedures performed to address the matters below, provide the basis for our audit opinion on the accompanying standalone financial statements.



Key audit matters	How our audit addressed the key audit matter
<p>Impairment of investments in subsidiary companies (as described in Note 1.5 and note 2.4 of the standalone financial statements)</p> <p>The Company has investments in various subsidiaries aggregating to Rs. 12,841.75 million which are not listed or quoted. These investments are valued at cost and are required to be assessed for impairment as per the requirements of Ind AS 36, when indicators of impairment are observed.</p> <p>In carrying out such impairment assessment, a significant judgement of the management is involved in estimating the investee company's value in use. Estimation of the value in use requires the management to apply assumptions with respect to the growth rates for future cash flow projections of the investee company and discount rates for determining present value of such cash flows.</p> <p>In view of the high degree of management's judgement involved in estimation of the value in use of investments in unlisted subsidiaries and the inherent uncertainty relating to the assumptions supporting such estimates, we considered this area as a key audit matter.</p>	<p>Our audit procedures included the following:</p> <ul style="list-style-type: none"> • We considered management's assessment of impairment from the management experts wherever considered necessary and assessed whether any impairment indicators existed for investment in individual subsidiaries. • We traced the net-worth of the individual subsidiaries to their audited financial statements to assess whether any impairment indicators were present. • We assessed information used to determine the key assumptions, including growth rates and discount rates. • We assessed the disclosures relating to investments in subsidiaries included in the standalone financial statements in accordance with the requirements of Ind AS.
<p>IT Systems and Controls</p> <p>The financial accounting and reporting systems of the Company are highly dependent on IT systems and IT controls as they process significant volume of transactions.</p> <p>Automated application controls and IT environment controls, which include IT governance, general IT controls over program development and changes, access to programs and data and IT operations, are required for reliable financial reporting.</p> <p>Therefore, due to the pervasive nature and complexity of the IT environment, the assessment of the general IT controls and certain automated controls specific to the accounting and preparation of the</p>	<p>Our audit procedures, with involvement of IT specialist, included the following:</p> <ul style="list-style-type: none"> • Tested the design and operating effectiveness of the Company's IT access controls over the information systems that are important to financial reporting and various interfaces, configuration and other identified application controls. • Tested IT general controls (logical access, changes management and aspects of IT operational controls). This included testing requests for access to systems were reviewed and authorized. • Tested the Company's periodic review of access rights. Also tested requests of changes to systems for approval and authorization. • In addition to the above, tested the design and operating effectiveness of certain automated controls specific to the accounting and preparation of the financial information.



Key audit matters	How our audit addressed the key audit matter
financial information is considered to be a key audit matter.	<ul style="list-style-type: none">• Tested the design and operating effectiveness of compensating controls in case deficiencies were identified.

Other Information

The Company's Board of Directors is responsible for the other information. The other information comprises the information included in the Directors report, but does not include the standalone financial statements and our auditor's report thereon.

Our opinion on the standalone financial statements does not cover the other information and we do not express any form of assurance conclusion thereon.

In connection with our audit of the standalone financial statements, our responsibility is to read the other information and, in doing so, consider whether such other information is materially inconsistent with the financial statements or our knowledge obtained in the audit or otherwise appears to be materially misstated. If, based on the work we have performed, we conclude that there is a material misstatement of this other information, we are required to report that fact. We have nothing to report in this regard.

Responsibilities of Management for the Standalone Financial Statements

The Company's Board of Directors is responsible for the matters stated in section 134(5) of the Act with respect to the preparation of these standalone financial statements that give a true and fair view of the financial position, financial performance including other comprehensive income, cash flows and changes in equity of the Company in accordance with the accounting principles generally accepted in India, including the Indian Accounting Standards (Ind AS) specified under section 133 of the Act read with the Companies (Indian Accounting Standards) Rules, 2015, as amended. This responsibility also includes maintenance of adequate accounting records in accordance with the provisions of the Act for safeguarding of the assets of the Company and for preventing and detecting frauds and other irregularities; selection and application of appropriate accounting policies; making judgments and estimates that are reasonable and prudent; and the design, implementation and maintenance of adequate internal financial controls, that were operating effectively for ensuring the accuracy and completeness of the accounting records, relevant to the preparation and presentation of the standalone financial statements that give a true and fair view and are free from material misstatement, whether due to fraud or error.

In preparing the standalone financial statements, management is responsible for assessing the Company's ability to continue as a going concern, disclosing, as applicable, matters related to going concern and using the going concern basis of accounting unless management either intends to liquidate the Company or to cease operations, or has no realistic alternative but to do so.

Those Board of Directors are also responsible for overseeing the Company's financial reporting process.

Auditor's Responsibilities for the Audit of the Standalone Financial Statements

Our objectives are to obtain reasonable assurance about whether the standalone financial statements as a whole are free from material misstatement, whether due to fraud or error, and to issue an auditor's report that includes our opinion. Reasonable assurance is a high level of assurance, but is not a guarantee that an audit conducted in accordance with SAs will always detect a material misstatement when it exists. Misstatements can arise from fraud or error and are considered material if, individually or in the aggregate, they could reasonably be expected to influence the economic decisions of users taken on the basis of these



standalone financial statements.

As part of an audit in accordance with SAs, we exercise professional judgment and maintain professional skepticism throughout the audit. We also:

- Identify and assess the risks of material misstatement of the standalone financial statements, whether due to fraud or error, design and perform audit procedures responsive to those risks, and obtain audit evidence that is sufficient and appropriate to provide a basis for our opinion. The risk of not detecting a material misstatement resulting from fraud is higher than for one resulting from error, as fraud may involve collusion, forgery, intentional omissions, misrepresentations, or the override of internal control.
- Obtain an understanding of internal control relevant to the audit in order to design audit procedures that are appropriate in the circumstances. Under section 143(3)(i) of the Act, we are also responsible for expressing our opinion on whether the Company has adequate internal financial controls with reference to financial statements in place and the operating effectiveness of such controls.
- Evaluate the appropriateness of accounting policies used and the reasonableness of accounting estimates and related disclosures made by management.
- Conclude on the appropriateness of management's use of the going concern basis of accounting and, based on the audit evidence obtained, whether a material uncertainty exists related to events or conditions that may cast significant doubt on the Company's ability to continue as a going concern. If we conclude that a material uncertainty exists, we are required to draw attention in our auditor's report to the related disclosures in the financial statements or, if such disclosures are inadequate, to modify our opinion. Our conclusions are based on the audit evidence obtained up to the date of our auditor's report. However, future events or conditions may cause the Company to cease to continue as a going concern.
- Evaluate the overall presentation, structure and content of the standalone financial statements, including the disclosures, and whether the standalone financial statements represent the underlying transactions and events in a manner that achieves fair presentation.

We communicate with those charged with governance regarding, among other matters, the planned scope and timing of the audit and significant audit findings, including any significant deficiencies in internal control that we identify during our audit.

We also provide those charged with governance with a statement that we have complied with relevant ethical requirements regarding independence, and to communicate with them all relationships and other matters that may reasonably be thought to bear on our independence, and where applicable, related safeguards.

From the matters communicated with those charged with governance, we determine those matters that were of most significance in the audit of the standalone financial statements for the financial year ended March 31, 2023 and are therefore the key audit matters. We describe these matters in our auditor's report unless law or regulation precludes public disclosure about the matter or when, in extremely rare circumstances, we determine that a matter should not be communicated in our report because the adverse consequences of doing so would reasonably be expected to outweigh the public interest benefits of such communication.

Report on Other Legal and Regulatory Requirements

1. As required by the Companies (Auditor's Report) Order, 2020 ("the Order"), issued by the Central Government of India in terms of sub-section (11) of section 143 of the Act, we give in the "Annexure 1" a statement on the matters specified in paragraphs 3 and 4 of the Order.



2. As required by Section 143(3) of the Act, we report that:

- (a) We have sought and obtained all the information and explanations which to the best of our knowledge and belief were necessary for the purposes of our audit;
- (b) In our opinion, proper books of account as required by law have been kept by the Company so far as it appears from our examination of those books;
- (c) The Balance Sheet, the Statement of Profit and Loss including the Statement of Other Comprehensive Income, the Cash Flow Statement and Statement of Changes in Equity dealt with by this Report are in agreement with the books of account;
- (d) In our opinion, the aforesaid standalone financial statements comply with the Accounting Standards specified under Section 133 of the Act, read with Companies (Indian Accounting Standards) Rules, 2015, as amended;
- (e) On the basis of the written representations received from the directors as on March 31, 2023 taken on record by the Board of Directors, none of the directors is disqualified as on March 31, 2023 from being appointed as a director in terms of Section 164 (2) of the Act;
- (f) With respect to the adequacy of the internal financial controls with reference to these standalone financial statements and the operating effectiveness of such controls, refer to our separate Report in "Annexure 2" to this report;
- (g) In our opinion, the managerial remuneration for the year ended March 31, 2023 has been paid / provided by the Company to its directors in accordance with the provisions of section 197 read with Schedule V to the Act;
- (h) With respect to the other matters to be included in the Auditor's Report in accordance with Rule 11 of the Companies (Audit and Auditors) Rules, 2014, as amended in our opinion and to the best of our information and according to the explanations given to us:
 - i. The Company has disclosed the impact of pending litigations on its financial position in its standalone financial statements – Refer Note 2.37 to the standalone financial statements;
 - ii. The Company did not have any long-term contracts including derivative contracts for which there were any material foreseeable losses;
 - iii. There were no amounts which were required to be transferred to the Investor Education and Protection Fund by the Company.
 - iv. a) The management has represented that, to the best of its knowledge and belief, other than as disclosed in the note 2.59 (iv) to the standalone financial statements, no funds have been advanced or loaned or invested (either from borrowed funds or share premium or any other sources or kind of funds) by the Company to or in any other person(s) or entity(ies), including foreign entities ("Intermediaries"), with the understanding, whether recorded in writing or otherwise, that the Intermediary shall, whether, directly or indirectly lend or invest in other persons or entities identified in any manner whatsoever by or on behalf of the Company ("Ultimate Beneficiaries") or provide any guarantee, security or the like on behalf of the Ultimate Beneficiaries;



S.R. BATLIBOI & Co. LLP

Chartered Accountants

- b) The management has represented that, to the best of its knowledge and belief, other than as disclosed in the note 2.59 (v) to the standalone financial statements, no funds have been received by the Company from any person(s) or entity(ies), including foreign entities ("Funding Parties"), with the understanding, whether recorded in writing or otherwise, that the Company shall, whether, directly or indirectly, lend or invest in other persons or entities identified in any manner whatsoever by or on behalf of the Funding Party ("Ultimate Beneficiaries") or provide any guarantee, security or the like on behalf of the Ultimate Beneficiaries; and
- c) Based on such audit procedures performed that have been considered reasonable and appropriate in the circumstances, nothing has come to our notice that has caused us to believe that the representations under sub-clause (a) and (b) contain any material misstatement.
- v. No dividend has been declared or paid during the year by the Company.
- vi. As proviso to Rule 3(1) of the Companies (Accounts) Rules, 2014 is applicable for the Company only w.e.f. April 1, 2023, reporting under this clause is not applicable.

For **S.R. Batliboi & Co. LLP**

Chartered Accountants

ICAI Firm Registration Number: 301003E/E300005



per **Shrawan Jalan**

Partner

Membership Number: 102102

UDIN: 23102102BGXJEL3039

Place of Signature: Mumbai

Date: May 25, 2023



Annexure I referred to in paragraph 1 under the heading “Report on other legal and regulatory requirements” of our report of even date

Re: Nuvama Wealth Management Limited (formerly Edelweiss Securities Limited) (“the Company”)

The information and explanations sought by us and given by the company and the books of account and records examined by us in the normal course of audit and to the best of our knowledge and belief, we state that:

(i)	(a) (A)	The Company has maintained proper records showing full particulars, including quantitative details and situation of Property, Plant and Equipment.																				
	(a) (B)	The Company has maintained proper records showing full particulars of intangible assets.																				
	(b)	The Company has a regular programme of physical verification of its property, plant and equipment and are verified by the management according to a phased programme designed to cover all the items over a period of three years. In our opinion, this periodicity of physical verification is reasonable having regard to the size of the Company and the nature of its assets. In accordance with the policy, the Company has physically verified certain property, plant and equipment during the year and no discrepancies were noticed in respect of assets verified during the year.																				
	(c)	The title deeds of all the immovable properties (other than properties where the Company is the lessee and the lease agreements are duly executed in favour of the lessee) are held in the name of the Company.																				
	(d)	The Company has not revalued its Property, Plant and Equipment (including Right of use assets) or intangible assets during the year ended March 31, 2023.																				
	(e)	There are no proceedings initiated or are pending against the Company for holding any benami property under the Prohibition of Benami Property Transactions Act, 1988 and rules made thereunder.																				
(ii)	(a)	The Company's business does not require maintenance of inventories and, accordingly, the requirement to report on clause 3(ii)(a) of the Order is not applicable to the Company.																				
	(b)	As disclosed in note 2.45 to the standalone financial statements, the Company has been sanctioned working capital limits in excess of Rs. five crores in aggregate from banks and/or financial institutions during the year on the basis of security of current assets of the Company. The quarterly returns/statements filed by the Company with such banks and financial institutions are in agreement with the books of accounts of the Company.																				
(iii)	(a)	During the year the Company has provided loans, advances in the nature of loans, stood guarantee and provided security to companies and other parties as follows: (Rs in million)																				
		<table border="1"> <thead> <tr> <th></th> <th>Guarantees</th> <th>Security</th> <th>Loans</th> <th>Advances in nature of loans</th> </tr> </thead> <tbody> <tr> <td>Aggregate amount granted/ provided during the year</td> <td>24.618</td> <td>-</td> <td>649.15</td> <td>-</td> </tr> <tr> <td>- Subsidiaries</td> <td>24.618</td> <td>-</td> <td>-</td> <td>-</td> </tr> <tr> <td>- Joint Ventures</td> <td></td> <td></td> <td></td> <td></td> </tr> </tbody> </table>		Guarantees	Security	Loans	Advances in nature of loans	Aggregate amount granted/ provided during the year	24.618	-	649.15	-	- Subsidiaries	24.618	-	-	-	- Joint Ventures				
	Guarantees	Security	Loans	Advances in nature of loans																		
Aggregate amount granted/ provided during the year	24.618	-	649.15	-																		
- Subsidiaries	24.618	-	-	-																		
- Joint Ventures																						




S.R. BATLIBOI & Co. LLP

Chartered Accountants


		- Associates			-	
		- Others			649.15	
		Balance outstanding as at balance sheet date in respect of above cases				
		- Subsidiaries	21,134	-	-	-
		- Joint Ventures	-	-	-	-
		- Associates	-	-	-	-
		- Others	-	-	49.15	-
	(b)	During the year the investments made, guarantees provided, the terms and conditions of the grant of all loans and guarantees to companies and other parties are not prejudicial to the Company's interest.				
	(c)	The Company has granted loans during the year to companies and other parties where the repayment and receipts are regular.				
	(d)	There are no amounts of loans granted to companies and other parties which are overdue for more than ninety days.				
	(e)	There were no loans granted to companies and other parties which was fallen due during the year, that have been renewed or extended or fresh loans granted to settle the overdues of existing loans given to the same parties.				
	(f)	As disclosed in note 2.38 to the standalone financial statements, the Company has granted loans, repayable on demand to companies and other parties. Of these, following are the details of the aggregate amount of loans granted to promoters or related parties as defined in clause (76) of section 2 of the Companies Act, 2013:				
					(Rs in million)	
			All Parties	Promoters	Related Parties	
		Aggregate amount of loans/ advances in nature of loans	649.15	-	600	
		- Repayable on demand				
		Percentage of loans/ advances in nature of loans to the total loans	100%	-	92.43%	
	(iv)	The Company has not advanced loans to directors / to a Company in which the director is interested to which provisions of section 185 of the Companies Act 2013 apply and hence not commented upon. The Company has made investments/ given loans /guarantees/ provided security which is in compliance to the provisions of section 186 of the Companies Act 2013.				
	(v)	The Company has neither accepted any deposits from the public nor accepted any amounts which are deemed to be deposits within the meaning of Sections 73 to 76 of the Companies Act, 2013 and the rules made thereunder, to the extent applicable. Accordingly, the requirement to report on clause 3(v) of the Order is not applicable to the Company.				
	(vi)	The Central Government has not specified the maintenance of cost records under Section 148(1) of the Companies Act, 2013, for the products/services of the Company.				
	(vii)	(a)	The Company is regular in depositing with appropriate authorities undisputed statutory dues including goods and services tax, provident fund, employees' state insurance.			




	<p>income-tax, sales-tax, service tax, duty of customs, duty of excise, value added tax, cess and other statutory dues applicable to it. According to the information and explanations given to us and based on audit procedures performed by us, no undisputed amounts payable in respect of these statutory dues were outstanding, at the year end, for a period of more than six months from the date they became payable, are as follows:</p> <p>There has been a delay in depositing provident fund dues under the Provident Fund and Miscellaneous Provisions Act, 1952 of an amount of Rs. 0.60 millions pertaining to the period from April 01, 2022 to February 28, 2023. The due date for depositing this amount is 15th of the following month to which they pertain. As represented by the Company, the delay in the deposit of provident fund within the stipulated time as the Aadhaar number of the new employees could not be linked to their UAN as per the government norms. Further, the Company is making the efforts to pay the amount and resolve the matter.</p> <p>As informed, the provisions of sales tax, wealth tax, value added tax, excise duty and customs duty are currently not applicable to the Company.</p>																															
(b)	<p>The dues of income-tax, sales-tax, goods and service tax, custom duty, excise duty, value added tax, stamp duty and cess on account of any dispute, are as follows:</p> <table border="1"> <thead> <tr> <th rowspan="2">Name of the statute</th> <th rowspan="2">Nature of the dues</th> <th>Amount</th> <th rowspan="2">Period to which the amount relates</th> <th rowspan="2">Forum where the dispute is pending</th> </tr> <tr> <th>(Rs In Mn)</th> </tr> </thead> <tbody> <tr> <td>The Bombay Stamp Act, 1958</td> <td>Stamp Duty</td> <td>23.27</td> <td>FY 2004-05 to FY 2006-07</td> <td>Maharashtra State Government</td> </tr> <tr> <td>Finance Act, 1994</td> <td>Service Tax</td> <td>361.30*</td> <td>FY 2013 to FY 2014-15</td> <td>Appellate Tribunal</td> </tr> <tr> <td>Income tax Act, 1961</td> <td>Income Tax</td> <td>209.84</td> <td>AY 2005-06 to AY 2008-09, AY 2010-11 to AY 2012-13</td> <td>Honorable High Court</td> </tr> <tr> <td>Income tax Act, 1961</td> <td>Income Tax</td> <td>3.23</td> <td>AY 2009-10</td> <td>CIT (Appeals)</td> </tr> <tr> <td>Income tax Act, 1961</td> <td>Income Tax</td> <td>6.45*</td> <td>AY 2017-18</td> <td>CIT (Appeals)</td> </tr> </tbody> </table> <p>*Amount paid under protest Rs 15.8 Mn #Amount paid under protest Rs 1.3 Mn</p> <p>As informed, the provisions of sales tax, wealth tax, value added tax, excise duty and customs duty are currently not applicable to the Company.</p>	Name of the statute	Nature of the dues	Amount	Period to which the amount relates	Forum where the dispute is pending	(Rs In Mn)	The Bombay Stamp Act, 1958	Stamp Duty	23.27	FY 2004-05 to FY 2006-07	Maharashtra State Government	Finance Act, 1994	Service Tax	361.30*	FY 2013 to FY 2014-15	Appellate Tribunal	Income tax Act, 1961	Income Tax	209.84	AY 2005-06 to AY 2008-09, AY 2010-11 to AY 2012-13	Honorable High Court	Income tax Act, 1961	Income Tax	3.23	AY 2009-10	CIT (Appeals)	Income tax Act, 1961	Income Tax	6.45*	AY 2017-18	CIT (Appeals)
Name of the statute	Nature of the dues			Amount			Period to which the amount relates	Forum where the dispute is pending																								
		(Rs In Mn)																														
The Bombay Stamp Act, 1958	Stamp Duty	23.27	FY 2004-05 to FY 2006-07	Maharashtra State Government																												
Finance Act, 1994	Service Tax	361.30*	FY 2013 to FY 2014-15	Appellate Tribunal																												
Income tax Act, 1961	Income Tax	209.84	AY 2005-06 to AY 2008-09, AY 2010-11 to AY 2012-13	Honorable High Court																												
Income tax Act, 1961	Income Tax	3.23	AY 2009-10	CIT (Appeals)																												
Income tax Act, 1961	Income Tax	6.45*	AY 2017-18	CIT (Appeals)																												
(viii)	<p>The Company has not surrendered or disclosed any transaction, previously unrecorded in the books of account, in the tax assessments under the Income Tax Act, 1961 as income</p>																															



		during the year. Accordingly, the requirement to report on clause 3(viii) of the Order is not applicable to the Company.
(ix)	(a)	The Company has not defaulted in repayment of loans or other borrowings or in the payment of interest thereon to any lender.
	(b)	The Company has not been declared wilful defaulter by any bank or financial institution or government or any government authority.
	(c)	The Company did not have any term loans outstanding during the year hence, the requirement to report on clause (ix)(c) of the Order is not applicable to the Company.
	(d)	On an overall examination of the financial statements of the Company, no funds raised on short-term basis have been used for long-term purposes by the Company.
	(e)	On an overall examination of the financial statements of the Company, the Company has not taken any funds from any entity or person on account of or to meet the obligations of its subsidiaries, associates or joint ventures.
	(f)	The Company has not raised loans during the year on the pledge of securities held in its subsidiaries, joint ventures or associate companies. Hence, the requirement to report on clause (ix)(f) of the Order is not applicable to the Company.
(x)	(a)	The Company has not raised any money during the year by way of initial public offer / further public offer (including debt instruments) hence, the requirement to report on clause 3(x)(a) of the Order is not applicable to the Company.
	(b)	The Company has complied with provisions of sections 42 and 62 of the Companies Act, 2013 in respect of the preferential allotment or private placement of shares/ fully or partially or optionally convertible debentures respectively during the year. The funds raised, have been used for the purposes for which the funds were raised.
(xi)	(a)	No fraud by the Company or no fraud on the Company has been noticed or reported during the year.
	(b)	During the year, no report under sub-section (12) of section 143 of the Companies Act, 2013 has been filed by secretarial auditor or by us in Form ADT - 4 as prescribed under Rule 13 of Companies (Audit and Auditors) Rules, 2014 with the Central Government.
	(c)	As represented to us by the management, there are no whistle blower complaints received by the Company during the year.
(xii)		The Company is not a nidhi Company as per the provisions of the Companies Act, 2013. Therefore, the requirement to report on clause 3(xii) of the Order is not applicable to the Company.
(xiii)		Transactions with the related parties are in compliance with sections 177 and 188 of Companies Act, 2013 where applicable and the details have been disclosed in the notes to the standalone financial statements, as required by the applicable accounting standards.



(xiv)	(a)	The Company has an internal audit system commensurate with the size and nature of its business.
	(b)	The internal audit reports of the Company issued till the date of the audit report, for the period under audit have been considered by us.
(xv)		The Company has not entered into any non-cash transactions with its directors or persons connected with its directors and hence requirement to report on clause 3(xv) of the Order is not applicable to the Company.
(xvi)	(a)	The provisions of section 45-IA of the Reserve Bank of India Act, 1934 (2 of 1934) are not applicable to the Company. Accordingly, the requirement to report on clause (xvi)(a) of the Order is not applicable to the Company.
	(b)	The Company has not conducted any Non-Banking Financial or Housing Finance activities without obtained a valid Certificate of Registration (CoR) from the Reserve Bank of India as per the Reserve Bank of India Act, 1934.
	(c)	The Company is not a Core Investment Company as defined in the regulations made by Reserve Bank of India. Accordingly, the requirement to report on clause 3(xvi) of the Order is not applicable to the Company.
	(d)	As at March 31, 2023, there are no Core Investment Company as part of the Group.
(xvii)		The Company has not incurred cash losses in the current financial year and in the immediately preceding financial year respectively.
(xviii)		There has been no resignation of the statutory auditors during the year and accordingly requirement to report on Clause 3(xviii) of the Order is not applicable to the Company.
(xix)		On the basis of the financial ratios disclosed in note 2.57 to the standalone financial statements, ageing and expected dates of realization of financial assets and payment of financial liabilities, other information accompanying the financial statements, our knowledge of the Board of Directors and management plans and based on our examination of the evidence supporting the assumptions, nothing has come to our attention, which causes us to believe that any material uncertainty exists as on the date of the audit report that Company is not capable of meeting its liabilities existing at the date of balance sheet as and when they fall due within a period of one year from the balance sheet date. We, however, state that this is not an assurance as to the future viability of the Company. We further state that our reporting is based on the facts up to the date of the audit report and we neither give any guarantee nor any assurance that all liabilities falling due within a period of one year from the balance sheet date, will get discharged by the Company as and when they fall due.
(xx)	(a)	There are no unspent amounts that are required to be transferred to a fund specified in Schedule VII of the Companies Act (the Act), in compliance with second proviso to sub section 5 of section 135 of the Act. This matter has been disclosed in note 2.52 to the standalone financial statements.



S.R. BATLIBOI & Co. LLP

Chartered Accountants

	(b) There are no unspent amounts that are required to be transferred to a special account in compliance of provision of sub section (6) of section 135 of Companies Act. This matter has been disclosed in note 2.52 to the standalone financial statements.
--	--

For S.R. Batliboi & Co. LLP

Chartered Accountants

ICAI Firm Registration Number: 301003E/E300005



per Shrawan Jalan

Partner

Membership Number: 102102

UDIN: 23102102BGXJEL3039

Place of Signature: Mumbai

Date: May 25, 2023



Annexure 2 to the Independent Auditor's report of even date on the standalone financial statements of Nuvama Wealth Management Limited (formerly Edelweiss Securities Limited)

Report on the Internal Financial Controls under Clause (i) of Sub-section 3 of Section 143 of the Companies Act, 2013 ("the Act")

We have audited the internal financial controls with reference to standalone financial statements of Nuvama Wealth Management Limited (formerly Edelweiss Securities Limited) ("the Company") as of March 31, 2023 in conjunction with our audit of the financial statements of the Company for the year ended on that date.

Management's Responsibility for Internal Financial Controls

The Company's Management is responsible for establishing and maintaining internal financial controls based on the internal control over financial reporting criteria established by the Company considering the essential components of internal control stated in the Guidance Note on Audit of Internal Financial Controls Over Financial Reporting issued by the Institute of Chartered Accountants of India ("ICAI"). These responsibilities include the design, implementation and maintenance of adequate internal financial controls that were operating effectively for ensuring the orderly and efficient conduct of its business, including adherence to the Company's policies, the safeguarding of its assets, the prevention and detection of frauds and errors, the accuracy and completeness of the accounting records, and the timely preparation of reliable financial information, as required under the Companies Act, 2013.

Auditor's Responsibility

Our responsibility is to express an opinion on the Company's internal financial controls with reference to these standalone financial statements based on our audit. We conducted our audit in accordance with the Guidance Note on Audit of Internal Financial Controls Over Financial Reporting (the "Guidance Note") and the Standards on Auditing, as specified under section 143(10) of the Act, to the extent applicable to an audit of internal financial controls, both issued by ICAI. Those Standards and the Guidance Note require that we comply with ethical requirements and plan and perform the audit to obtain reasonable assurance about whether adequate internal financial controls with reference to these standalone financial statements was established and maintained and if such controls operated effectively in all material respects.

Our audit involves performing procedures to obtain audit evidence about the adequacy of the internal financial controls with reference to these standalone financial statements and their operating effectiveness. Our audit of internal financial controls with reference to standalone financial statements included obtaining an understanding of internal financial controls with reference to these standalone financial statements, assessing the risk that a material weakness exists, and testing and evaluating the design and operating effectiveness of internal control based on the assessed risk. The procedures selected depend on the auditor's judgement, including the assessment of the risks of material misstatement of the financial statements, whether due to fraud or error.

We believe that the audit evidence we have obtained is sufficient and appropriate to provide a basis for our audit opinion on the Company's internal financial controls with reference to these standalone financial statements.

Meaning of Internal Financial Controls With Reference to these Standalone Financial Statements

A company's internal financial controls with reference to standalone financial statements is a process designed to provide reasonable assurance regarding the reliability of financial reporting and the



preparation of financial statements for external purposes in accordance with generally accepted accounting principles. A company's internal financial controls with reference to standalone financial statements includes those policies and procedures that (1) pertain to the maintenance of records that, in reasonable detail, accurately and fairly reflect the transactions and dispositions of the assets of the company; (2) provide reasonable assurance that transactions are recorded as necessary to permit preparation of financial statements in accordance with generally accepted accounting principles, and that receipts and expenditures of the company are being made only in accordance with authorisations of management and directors of the company; and (3) provide reasonable assurance regarding prevention or timely detection of unauthorised acquisition, use, or disposition of the company's assets that could have a material effect on the financial statements.

Inherent Limitations of Internal Financial Controls With Reference to Standalone Financial Statements

Because of the inherent limitations of internal financial controls with reference to standalone financial statements, including the possibility of collusion or improper management override of controls, material misstatements due to error or fraud may occur and not be detected. Also, projections of any evaluation of the internal financial controls with reference to standalone financial statements to future periods are subject to the risk that the internal financial control with reference to standalone financial statements may become inadequate because of changes in conditions, or that the degree of compliance with the policies or procedures may deteriorate.

Opinion

In our opinion, the Company has, in all material respects, adequate internal financial controls with reference to standalone financial statements and such internal financial controls with reference to standalone financial statements were operating effectively as at March 31, 2023, based on the internal control over financial reporting criteria established by the Company considering the essential components of internal control stated in the Guidance Note issued by the ICAI.

For **S.R. Batliboi & Co. LLP**

Chartered Accountants

ICAI Firm Registration Number: 301003E/E300005



per **Shrawan Jalan**

Partner

Membership Number: 102102

UDIN: 23102102BGXJEL3039

Place of Signature: Mumbai

Date: May 25, 2023



NUVAMA WEALTH MANAGEMENT LIMITED

SFS FINANCIALS 31 MARCH 2023

Nuvama Wealth Management Limited (formerly known as Edelweiss Securities Limited)

Standalone Balance Sheet as at March 31, 2023

(Currency Indian rupees in million)

	Note	As at March 31, 2023	As at March 31, 2022
ASSETS			
Financial assets			
Cash and cash equivalents	2.1	84.24	747.24
Bank balances other than cash and cash equivalents	2.2	3,658.21	2,750.02
Stock in trade*		0.00	0.00
Trade receivables	2.3	588.44	491.78
Investments	2.4	13,193.95	12,863.42
Other financial assets	2.5	2,382.33	871.47
Total financial assets		19,907.17	17,723.93
Non-financial assets			
Current tax assets (net)	2.6	193.21	292.86
Deferred tax assets (net)	2.17	14.68	-
Property, plant and equipment	2.7	1,604.77	656.46
Intangible assets under development	2.9	6.93	17.22
Intangible assets	2.8	136.39	213.85
Other non-financial assets	2.10	679.14	651.65
Total non-financial assets		2,635.12	1,832.04
TOTAL ASSETS		22,542.29	19,555.97
LIABILITIES			
Financial liabilities			
Trade payables			
- total outstanding dues of micro enterprises and small enterprises		39.13	31.40
- total outstanding dues of creditors other than micro enterprises and small enterprises		1,653.00	1,764.62
Borrowings (other than debt securities)	2.12	3.26	-
Debt securities	2.13	3,151.99	-
Other financial liabilities	2.14	1,186.21	1,582.97
Total financial liabilities		6,033.59	3,378.99
Non-financial liabilities			
Current tax liabilities (net)	2.15	-	41.13
Provisions	2.16	13.57	11.65
Deferred tax liabilities (net)	2.17	-	72.60
Other non-financial liabilities	2.18	229.75	133.37
Total non-financial liabilities		243.32	258.75
TOTAL LIABILITIES		6,276.91	3,637.74
EQUITY			
Equity share capital	2.19	350.56	171.71
Instruments entirely equity in nature	2.20	-	22,439.88
Other equity	2.21	15,914.82	(6,693.36)
TOTAL EQUITY		16,265.38	15,918.23
TOTAL LIABILITIES AND EQUITY		22,542.29	19,555.97

* Amount is less than ₹ 0.01 million

The accompanying notes are an integral part of the financial statements

1 & 2

As per our report of even date attached

For S.R. Batliboi & Co. LLP
Chartered Accountants
CAI Firm Registration Number:301003E/E300005

Shrawan Jain

per Shrawan Jain
Partner
Membership No:102102
Mumbai
May 25, 2023

For and on behalf of the Board of Directors

Ashwin Kehair
Ashwin Kehair
Managing Director & CEO
DIN: 07789972
Mumbai

Nikhil Kumar Srivastava
Nikhil Kumar Srivastava
Non-Executive Director
DIN: 07308617
Mumbai

Mihir Nanavati
Mihir Nanavati
Chief Financial Officer
Mumbai

V. A.
Aswin Vikram
Non-Executive Director
DIN: 08895013
Mumbai

Pooja Boshi
Pooja Boshi
Company Secretary
Mumbai
May 25, 2023



Nuvama Wealth Management Limited (formerly known as Edelweiss Securities Limited)

Standalone Statement of Profit and Loss for the year ended March 31, 2023

(Currency Indian rupees in million)

	Note	For the year ended March 31, 2023	For the year ended March 31, 2022
Revenue from operations			
Fee and commission income	2.22	3,213.14	3,490.43
Interest income	2.23	175.70	115.50
Dividend income	2.24	115.85	-
Total revenue from operations		3,504.69	3,605.93
Other income	2.25	437.49	212.26
Total income		3,942.18	3,818.19
Expenses			
Net loss on fair value changes	2.26	7.22	0.89
Employee benefits expense	2.27	1,672.84	1,572.00
Finance costs	2.28	308.58	118.36
Impairment on financial instruments	2.29	71.93	(3.19)
Depreciation, amortisation and impairment	2.7 & 2.8	458.49	321.40
Other expenses	2.30	1,352.10	1,445.79
Total expenses		3,871.16	3,455.25
Profit before exceptional items and tax		71.02	362.94
Exceptional items (refer note 2.55)		-	1,473.13
Profit before tax		71.02	1,836.07
Tax expenses: (refer note 2.31a)			
Current tax		95.32	(14.88)
Deferred tax		(87.28)	(28.46)
Profit for the year		62.98	1,879.41
Other Comprehensive Income			
Items that will not be reclassified to profit or loss			
Remeasurement loss on defined benefit plans - gratuity		(2.28)	(3.90)
Other Comprehensive Income		(2.28)	(3.90)
Total Comprehensive Income		60.70	1,875.51
Earnings per equity share (Face value of ₹ 10 each):			
(1) Basic		1.90	109.45
(2) Diluted	2.32	1.90	53.63

The accompanying notes are an integral part of the financial statements

1 & 2

As per our report of even date attached

For S.R. Batliboi & Co. LLP
Chartered Accountants
ICAI Firm Registration Number:301003E/E300005



per Shrawan Jalan
Partner
Membership No:102102
Mumbai
May 25, 2023

For and on behalf of the Board of Directors


Ashish Kehair
Managing Director & CEO
DIN: 07789972
Mumbai


Nikhil Kumar Srivastava
Non-Executive Director
DIN: 07308617
Mumbai


Mihir Nanavati
Chief Financial Officer
Mumbai


Aswin Vikram
Non-Executive Director
DIN: 08895013
Mumbai


Pooja Doshi
Company Secretary
Mumbai
May 25, 2023



Nuvama Wealth Management Limited (formerly known as Edelweiss Securities Limited)

Standalone Statement of Cash Flow for the year ended March 31, 2023

(Currency Indian rupees in million)

	For the year ended March 31, 2023	For the year ended March 31, 2022
A Cash flow from operating activities		
Profit before tax	71.02	1,836.07
Adjustments for		
Depreciation, amortisation and impairment	458.49	321.40
Provision for expected credit loss	70.85	(5.21)
(Profit)/Loss on sale of property, plant and equipment	(1.30)	1.08
Dividend income	(115.85)	-
Expense on employee stock option plans	116.13	51.61
Interest expense	276.22	118.36
Exceptional Items - Impairment of investment (refer note 2.55)	-	(1,473.13)
Fair value (gain)/loss on Investments	0.57	(9.67)
Interest expense on lease liabilities	32.36	-
Operating cash flow before working capital changes	908.49	840.51
(Less) / Add : Adjustments for working capital changes		
(Increase) / decrease in trade receivables	(95.39)	123.48
(Increase) / decrease in loans	-	1.98
(Increase) / decrease in financial & non - financial assets	(2,369.88)	137.51
Increase / (decrease) in liabilities and provisions	(1,110.74)	792.60
Cash generated from/(used in) operations	(2,667.52)	1,896.08
Income taxes paid (net of refund)	(37.45)	(123.63)
Net cash generated from/(used in) operating activities - A	(2,704.97)	1,772.45
B Cash flow from investing activities		
Purchase of property, plant, equipment and intangibles (refer note 2)	(621.04)	(149.43)
Proceeds from sale of property, plant and equipment	14.12	8.87
Purchase of investments	(331.10)	(1,147.20)
Dividend received	115.85	-
Net cash used in investing activities - B	(822.17)	(1,287.76)
C Cash flow from financing activities		
Proceeds from issue of commercial paper (refer note 3)	3,124.80	-
Proceeds from issue of equity shares on exercise of ESOP	18.25	-
Proceeds from share application money on exercise of ESOP	1.02	-
Adjustment on account of Composite scheme of arrangement (refer note 2.54)	-	500.00
(Repayment of) / proceeds from loan from group companies	-	(484.83)
Interest paid on loan	(243.62)	(54.71)
Repayment of lease liabilities	(36.31)	-
Net cash generated from/(used in) financing activities - C	2,864.14	(39.54)
Net increase/(decrease) in cash and cash equivalents (A+B+C)	(663.00)	445.15
Cash and cash equivalent as at the beginning of the year	747.24	302.09
Cash and cash equivalent as at the end of the year	84.24	747.24

- The above Cash Flow Statement has been prepared under "Indirect Method" as set out in Indian Accounting Standard - 7 "Cash Flow Statements" specified under Section 133 of Companies Act, 2013 read with Paragraph 7 of the Companies (Accounts) Rules, 2014.
- Purchase of tangible and intangible assets includes movement of Capital Work-in-progress and Intangible assets under development during the year.
- Net figures have been reported on account of volume of transactions.

As per our report of even date attached

For S.R. Batliboi & Co. LLP
Chartered Accountants
CAI Firm Registration Number:301003E/E300005

Shrawan Jalan

per Shrawan Jalan
Partner
Membership No:102102
Mumbai
May 25, 2023



For and on behalf of the Board of Directors

Aswin Kehair
Aswin Kehair
Managing Director & CEO
DIN: 07789972
Mumbai

Nikhil Kumar
Nikhil Kumar Srivastava
Non-Executive Director
DIN: 07308617
Mumbai

Mihir Nanavati
Mihir Nanavati
Chief Financial Officer
Mumbai

V. An
Aswin Vikram
Non-Executive Director
DIN: 08895013
Mumbai

Pooja Doshi
Pooja Doshi
Company Secretary
Mumbai
May 25, 2023



Nuvama Wealth Management Limited (formerly known as Edelweiss Securities Limited)

Standalone statement of changes in Equity

(Currency Indian rupees in million)

A. Equity share capital

Particulars	For the Year ended March 31, 2023	For the Year ended
Balance at the beginning of the year	171.71	171.71
Issue of shares pursuant to composite scheme of arrangement * (refer note 2.54)	0.00	-
Conversion of CCDs into equity shares during the year	178.71	-
Shares issued on exercise of ESOP	0.14	-
Balance at the end of the year	350.56	171.71

* Amount is less than ₹ 0.01 million

B. Other Equity

	Reserves & Surplus							Share Application Money Pending Allotment	Total	
	Capital Reserve	Capital Redemption Reserve	Securities Premium Reserve	General reserve	Revaluation reserve	Deemed capital contribution - ESOP	ESOP Reserve			Retained earnings
Balance as at April 1, 2021	-	2.70	4,923.02	109.41	343.12	138.30	-	(13,339.59)	-	(7,829.04)
Profit for the year	-	-	-	-	-	-	-	1,879.41	-	1,879.41
Other comprehensive income for the year	-	-	-	-	-	-	-	(3.90)	-	(3.90)
Total Comprehensive Income for the year	-	-	-	-	-	-	-	1,875.51	-	1,875.51
ESOP issued during the year	-	-	-	-	-	-	105.79	-	-	105.79
Adjustment of share based payments on lapses /cancellation	-	-	-	-	-	-	-	121.51	-	121.51
Transfer from revaluation reserve	-	-	-	-	(19.00)	-	-	19.00	-	-
Reduction on account of composite scheme of arrangement (refer note 2.54)	-	-	-	-	-	-	-	(1,473.13)	-	(1,473.13)
Addition on account of Composite scheme of arrangement (refer note 2.54)	500.00	-	-	-	-	-	-	-	-	500.00
Balance as at March 31, 2022	500.00	2.70	4,923.02	109.41	324.12	138.30	105.79	(12,796.70)	-	(6,693.36)
Profit for the year	-	-	-	-	-	-	-	62.98	-	62.98
Other comprehensive income for the year	-	-	-	-	-	-	-	(2.28)	-	(2.28)
Total Comprehensive Income for the year	-	-	-	-	-	-	-	60.70	-	60.70
ESOP issued during the year	-	-	-	-	-	-	233.12	-	-	233.12
Transfer from revaluation reserve	-	-	-	-	(18.83)	-	-	18.83	-	-
Adjustment of share based payments on lapses	-	-	-	-	-	-	-	34.07	-	34.07
Conversion of CCDs into equity shares during the year	-	-	22,261.16	-	-	-	-	-	-	22,261.16
Securities Premium on exercise of ESOP	-	-	18.11	-	-	-	-	-	-	18.11
Transfer from ESOP reserve on exercise of ESOP	-	-	4.27	-	-	-	(4.27)	-	-	-
Share application money received	-	-	-	-	-	-	-	-	1.02	1.02
Balance as at March 31, 2023	500.00	2.70	27,206.56	109.41	305.29	138.30	334.64	(12,683.10)	1.02	15,914.82

For S.R. Batliboi & Co. LLP

Chartered Accountants
CAI Firm Registration Number:301003E/E300005

Shrawan Jalan

per Shrawan Jalan
Partner
Membership No:102102
Mumbai
May 25, 2023

For and on behalf of the Board of Directors

Ashish Kehair

Ashish Kehair
Managing Director & CEO
DIN: 07789972
Mumbai

Nikhil Kumar Srivastava

Nikhil Kumar Srivastava
Non-Executive Director
DIN: 07308617
Mumbai

Mihir Nanavati

Mihir Nanavati
Chief Financial Officer
Mumbai

V. Aswin

Aswin Vikram
Non-Executive Director
DIN: 08895013
Mumbai

Pooja Doshi

Pooja Doshi
Company Secretary
Mumbai
May 25, 2023



Nuvama Wealth Management Limited (formerly known as Edelweiss Securities Limited)

Notes to the standalone financial statements (*Continued*)

for the year ended March 31, 2023

(Currency : Indian rupees in million)

1. Significant accounting policies

1.1 Company background

Nuvama Wealth Management Limited (Formerly known as Edelweiss Securities Limited) ('the Company') is a public limited company domiciled and incorporated under the provisions of the Companies Act applicable in India having Corporate Identity Number: U67110MH1993PLC344634. The Company was incorporated on August 20, 1993. PAGAC Ecstasy Pte. Limited is the holding company. On August 18, 2022, the Company has changed its name from Edelweiss Securities Limited to Nuvama Wealth Management Limited ('NWML').

NWML is a stock broking entity registered in India and is licensed with and regulated by the Securities and Exchange Board of India ("SEBI") to, among other things, conduct trading and broking activities for institutional as well as retail clients. NWML is also licensed with SEBI to, among other things, distribute research reports on Indian Securities to its clients. NWML is also registered as an Investment Adviser with SEBI.

NWML is also a member of multiple stock exchanges in India including, among others, BSE Limited ("BSE"), National Stock Exchange of India Limited ("NSE"), Multi Commodity Exchange of India Limited ("MCX"), National Commodity & Derivatives Exchange Limited (NCDEX) and Metropolitan Stock Exchange of India Limited ("MSEI").

1.2 Basis of preparation of standalone financial statements

The standalone financial statements have been prepared in accordance with Indian Accounting Standards (Ind AS) notified under the Companies (Indian Accounting Standards) Rules, 2015 (as amended from time to time).

The Company's standalone financial statements have been prepared on a historical cost basis, except for certain financial instruments such as financial asset measured at fair value through other comprehensive income (FVOCI) instruments, and other financial assets held for trading, which have been measured at fair value. The standalone financial statements are presented in Indian Rupees (INR) and all values are rounded off to the nearest million, except when otherwise indicated.

1.3 Presentation of standalone financial statements

The Company presents its standalone balance sheet in order of liquidity in compliance with the Division III of the Schedule III to the Companies Act, 2013. An analysis regarding recovery or settlement within 12 months after the reporting date (current) and more than 12 months after the reporting date (non-current) is presented in note 2.35.

Financial assets and financial liabilities are generally reported gross in the standalone balance sheet. They are only offset and reported net when, in addition to having an unconditional legally enforceable right to offset the recognised amounts without being contingent on a future event, the parties also intend to settle on a net basis in all of the following circumstances:

1. The normal course of business
2. The event of default
3. The event of insolvency or bankruptcy of the Group and/or its counterparties



Nuvama Wealth Management Limited (formerly known as Edelweiss Securities Limited)

Notes to the standalone financial statements (Continued)

for the year ended March 31, 2023

(Currency : Indian rupees in million)

1.4 Revenue recognition

Revenue is measured at transaction price i.e. the amount of consideration to which the Company expects to be entitled in exchange for transferring promised goods or services to the customer, excluding amounts collected on behalf of third parties. The Company consider the terms of the contracts and its customary business practices to determine the transaction price. Where the consideration promised is variable, the Company excludes the estimates of variable consideration that are constrained. The Company applies the five-step approach for recognition of revenue:

- i) Identification of contract(s) with customers;
 - ii) Identification of the separate performance obligations in the contract;
 - iii) Determination of transaction price;
 - iv) Allocation of transaction price to the separate performance obligations; and
 - v) Recognition of revenue when (or as) each performance obligation is satisfied
- Brokerage income is recognised as per contracted rates at the point in time when transactions performance obligation is satisfies on behalf of the customers on the trade date
 - Fee income is accounted for, on an accrual basis in accordance with the terms and contracts entered into between the Company and the counterparty
 - Income from treasury operations comprises of profit/loss on equity and currency derivative instruments.
 - i) Profit/ loss on sale of securities are determined based on the weighted average cost of the securities sold.
 - ii) Realised profit/ loss on closed positions of all derivative instruments is recognised on final settlement on squaring-up of the contracts.
 - Research services fee income is accounted when there is reasonable certainty as to its receipts.
 - Interest income is recognised on accrual basis.
 - Dividend income is recognised when the right to receive payment is established.
 - Profit/loss on sale of investment is recognised on trade date basis. Profit/loss on sale of investments is determined based on the weighted average cost or fair value of the investments sold.

1.5 Financial Instruments

Date of recognition

Financial assets and financial liabilities are initially recognised on the trade date, i.e., the date that the Company becomes a party to the contractual provisions of the instrument. This includes regular way trades; purchases or sales of financial assets that require delivery of assets within the time frame generally established by regulation or convention in the market place.

Initial measurement of financial instruments

Financial assets and financial liabilities are initially measured at fair value. Transaction costs that are directly attributable to the acquisition or issue of financial assets and financial liabilities (other than financial assets and financial liabilities at fair value through profit or loss) are added to or deducted from the fair value of the financial assets or financial liabilities, as appropriate, on initial recognition. Transaction costs directly attributable to the acquisition of financial assets or financial liabilities at fair value through profit or loss are recognised immediately in profit or loss.



Nuvama Wealth Management Limited (formerly known as Edelweiss Securities Limited)

Notes to the standalone financial statements *(Continued)*

for the year ended March 31, 2023

(Currency : Indian rupees in million)

1.5 Financial Instruments *(Continued)*

Day 1 profit or loss

When the transaction price of the financial instrument differs from the fair value at origination and the fair value is based on a valuation technique using only inputs observable in market transactions, the Company recognises the difference between the transaction price and fair value in net gain on fair value changes. In those cases where fair value is based on models for which some of the inputs are not observable, the difference between the transaction price and the fair value is deferred and is only recognised in statement of profit and loss when the inputs become observable, or when the instrument is derecognised.

Classification of financial instruments

The Company classifies all of its financial assets based on the business model for managing the assets and the asset's contractual terms, measured at either:

Financial assets carried at amortised cost (AC)

A financial asset is measured at amortised cost if it is held within a business model whose objective is to hold the asset in order to collect contractual cash flows and the contractual terms of the financial asset give rise on specified dates to cash flows that are solely payments of principal and interest on the principal amount outstanding. The changes in carrying value of financial assets is recognised in profit and loss account.

Financial assets at fair value through other comprehensive income (FVTOCI)

A financial asset is measured at FVTOCI if it is held within a business model whose objective is achieved by both collecting contractual cash flows and selling financial assets and the contractual terms of the financial asset give rise on specified dates to cash flows that are solely payments of principal and interest on the principal amount outstanding. The changes in fair value of financial assets is recognised in Other Comprehensive Income.


Financial assets at fair value through profit or loss (FVTPL)

A financial asset which is not classified in any of the above categories are measured at FVTPL. The Company measures all financial assets classified as FVTPL at fair value at each reporting date. The changes in fair value of financial assets is recognised in Profit and loss account.

Amortized cost and effective interest rate (EIR)

The effective interest rate is a method of calculating the amortised cost of a debt instrument and of allocating interest income over the relevant period.

For financial instruments other than purchased or originated credit-impaired financial assets, the effective interest rate is the rate that exactly discounts estimated future cash receipts (including all fees and points paid or received that form an integral part of the effective interest rate, transaction costs and other premiums or discounts) excluding expected credit losses, through the expected life of the debt instrument, or, where appropriate, a shorter period, to the gross carrying amount of the debt instrument on initial recognition. For purchased or originated credit impaired financial assets, a credit-adjusted effective interest rate is calculated by discounting the estimated future cash flows, including expected credit losses, to the amortised cost of the debt instrument on initial recognition.



Nuvama Wealth Management Limited (formerly known as Edelweiss Securities Limited)

Notes to the standalone financial statements *(Continued)*

for the year ended March 31, 2023

(Currency : Indian rupees in million)

1.5 Financial Instruments *(Continued)*

Amortized cost and effective interest rate (EIR) *(Continued)*

The amortised cost of a financial asset is the amount at which the financial asset is measured at initial recognition minus the principal repayments, plus the cumulative amortisation using the effective interest method of any difference between that initial amount and the maturity amount, adjusted for any loss allowance. On the other hand, the gross carrying amount of a financial asset is the amortised cost of a financial asset before adjusting for any loss allowance.

Financial assets held for trading

The Company classifies financial assets as held for trading when they have been purchased or issued primarily for short-term profit making through trading activities or form part of a portfolio of financial instruments that are managed together, for which there evidence of a recent pattern of short-term profit is taking. Held-for-trading assets and liabilities are recorded and measured in the balance sheet at fair value.

Financial assets at fair value through profit or loss

Financial assets and financial liabilities in this category are those that are not held for trading and have been either designated by management upon initial recognition or are mandatorily required to be measured at fair value under Ind AS 109. Management only designates an instrument at FVTPL upon initial recognition when one of the following criteria are met. Such designation is determined on an instrument-by-instrument basis.

- The designation eliminates, or significantly reduces, the inconsistent treatment that would otherwise arise from measuring the assets or liabilities or recognising gains or losses on them on a different basis; Or
- The liabilities are part of a group of financial liabilities, which are managed and their performance evaluated on a fair value basis, in accordance with a documented risk management or investment strategy; Or
- The liabilities containing one or more embedded derivatives, unless they do not significantly modify the cash flows that would otherwise be required by the contract, or it is clear with little or no analysis when a similar instrument is first considered that separation of the embedded derivative(s) is prohibited.

Financial assets and financial liabilities at FVTPL are recorded in the standalone balance sheet at fair value. Changes in fair value are recorded in profit and loss with the exception of movements in fair value of liabilities designated at FVTPL due to changes in the Company's own credit risk. Such changes in fair value are recorded in the own credit reserve through OCI and do not get recycled to the profit or loss. Interest earned or incurred on instruments designated at FVTPL is accrued in interest income or finance cost, respectively, using the EIR, taking into account any discount/ premium and qualifying transaction costs being an integral part of instrument. Interest earned on assets mandatorily required to be measured at FVTPL is recorded using contractual interest rate.

Investment in equity instruments

The Company subsequently measures all equity investments at fair value through profit or loss, unless the management has elected to classify irrevocably some of its strategic equity investments to be measured at FVOCI, when such instruments meet the definition of Equity under Ind AS and are not held for trading. Such classification is determined on an instrument-by-instrument basis. Investments in subsidiaries and associate companies are carried at cost.



Nuvama Wealth Management Limited (formerly known as Edelweiss Securities Limited)

Notes to the standalone financial statements *(Continued)*

for the year ended March 31, 2023

(Currency : Indian rupees in million)

1.5 Financial Instruments *(Continued)*

Financial liabilities

All financial liabilities are measured at amortised cost except loan commitments, financial guarantees, and derivative financial liabilities.

Debt securities and other borrowed funds

After initial measurement, debt issued and other borrowed funds are subsequently measured at amortised cost. Amortised cost is calculated by taking into account any discount or premium on issue funds, and costs that are an integral part of the EIR.

Financial guarantee

Financial guarantees are contracts that require the Company to make specified payments to reimburse to holder for loss that it incurs because a specified debtor fails to make payment when it is due in accordance with the terms of a debt instrument. Financial guarantee contracts are recognised initially as a liability at fair value, adjusted for transaction costs that are directly attributable to the issuance of the guarantee. Subsequently, the liability is measured at the higher of the amount of loss allowance determined as per impairment requirements of Ind AS 109 and the amount recognised less, when appropriate, the cumulative amount of income recognised in accordance with the principles of Ind AS 115.

Financial liabilities and equity instruments

Financial instruments issued by the Company are classified as either financial liabilities or as equity in accordance with the substance of the contractual arrangements and the definitions of a financial liability and an equity instrument.

An equity instrument is any contract that evidences a residual interest in the assets of an entity after deducting all of its liabilities. Equity instruments issued by the Company are recognised at the proceeds received, net of direct issue costs.

Repurchase of the Company's own equity instruments is recognised and deducted directly in equity. No gain or loss is recognised in profit or loss on the purchase, sale, issue or cancellation of the Company's own equity instruments.

Reclassification of financial assets and liabilities

The Company does not reclassify its financial assets subsequent to their initial recognition, apart from the exceptional circumstances in which the Company acquires, disposes of, or terminates a business line.

Offsetting of financial instruments

Financial assets and financial liabilities are offset and the net amount is reported in the balance sheet if there is a currently enforceable legal right to offset the recognised amounts and there is an intention to settle on a net basis, to realise the assets and settle the liabilities simultaneously.



Nuvama Wealth Management Limited (formerly known as Edelweiss Securities Limited)

Notes to the standalone financial statements (*Continued*)

for the year ended March 31, 2023

(Currency : Indian rupees in million)

1.5 Financial Instruments (*Continued*)

Derecognition of financial assets and financial liabilities

Derecognition of financial asset

A financial asset (or, where applicable a part of a financial asset or a part of a group of similar financial assets) is derecognised when the rights to receive cash flows from the financial asset have expired. The Company also derecognises the financial asset if it has both transferred the financial asset and the transfer qualifies for derecognition.

The Company has transferred the financial asset if, and only if, either

- The Company has transferred the rights to receive cash flows from the financial asset or
- It retains the contractual rights to receive the cash flows of the financial asset, but assumed a contractual obligation to pay the cash flows in full without material delay to third party under pass through arrangement.

Pass-through arrangements are transactions whereby the Company retains the contractual rights to receive the cash flows of a financial asset (the 'original asset'), but assumes a contractual obligation to pay those cash flows to one or more entities (the 'eventual recipients'), when all of the following conditions are met:

- The Company has no obligation to pay amounts to the eventual recipients unless it has collected equivalent amounts from the original asset, excluding short-term advances with the right to full recovery of the amount lent plus accrued interest at market rates.
- The Company cannot sell or pledge the original asset other than as security to the eventual recipients.

The Company has to remit any cash flows it collects on behalf of the eventual recipients without material delay. In addition, the Company is not entitled to reinvest such cash flows, except for investments in cash or cash equivalents including interest earned, during the period between the collection date and the date of required remittance to the eventual recipients.

A transfer only qualifies for derecognition if either:

- The Company has transferred substantially all the risks and rewards of the asset; or
- The Company has neither transferred nor retained substantially all the risks and rewards of the asset, but has transferred control of the asset.

The Company considers control to be transferred if and only if, the transferee has the practical ability to sell the asset in its entirety to an unrelated third party and is able to exercise that ability unilaterally and without imposing additional restrictions on the transfer.

Derecognition of financial liabilities

A financial liability is derecognised when the obligation under the liability is discharged, cancelled or expires. Where an existing financial liability is replaced by another from the same lender on substantially different terms, or the terms of an existing liability are substantially modified, such an exchange or modification is treated as a derecognition of the original liability and the recognition of a new liability. The difference between the carrying value of the original financial liability and the consideration paid is recognised in profit or loss.



Nuvama Wealth Management Limited (formerly known as Edelweiss Securities Limited)

Notes to the standalone financial statements (*Continued*)

for the year ended March 31, 2023

(Currency : Indian rupees in million)

1.5 Financial Instruments (*Continued*)

Impairment of financial assets

The Company records allowance for expected credit loss (ECL) for all financial assets, other than financial assets held at FVTPL together with loan commitments and financial guarantee contracts.

The Company follows 'simplified approach' for recognition of impairment loss allowance on trade receivables. The application of simplified approach does not require the Company to track changes in credit risk. Rather, it recognises impairment loss allowance based on lifetime ECLs at each reporting date, right from its initial recognition. The Company uses a provision matrix to determine impairment loss allowance on portfolio of its receivables. The provision matrix is based on its historically observed default rates over the expected life of the receivables and is adjusted for forward-looking estimates.

Business model assessment

Classification and measurement of financial assets depends on the results of the SPPI and the business model test. The Company determines the business model at a level that reflects how groups of financial assets are managed together to achieve a particular business objective. This assessment includes judgement reflecting all relevant evidence including how the performance of the assets is evaluated and their performance measured, the risks that affect the performance of the assets and how these are managed.

Fair value of financial instruments

The fair value of financial instruments is the price that would be received to sell an asset or paid to transfer a liability in an orderly transaction in the principal (or most advantageous) market at the measurement date under current market conditions (i.e., an exit price) regardless of whether that price is directly observable or estimated using another valuation technique. When the fair values of financial assets and financial liabilities recorded in the balance sheet cannot be derived from active markets, they are determined using a variety of valuation techniques that include the use of valuation models. The inputs to these models are taken from observable markets where possible, but where this is not feasible, estimation is required in establishing fair values. Judgements and estimates include considerations of liquidity and model inputs related to items such as credit risk (both own and counterparty), funding value adjustments, correlation and volatility.

Write-offs

Financial assets are written off either partially or in their entirety only when the Company has no reasonable expectation of recovery.

Determination of fair value

The Company measures financial instruments, such as, derivatives at fair value at each balance sheet date. Fair value is the price that would be received to sell an asset or paid to transfer a liability in an orderly transaction between market participants at the measurement date. The fair value measurement is based on the presumption that the transaction to sell the asset or transfer the liability takes place either:

- In the principal market for the asset or liability, or
- In the absence of a principal market, in the most advantageous market for the asset or liability

The principal or the most advantageous market must be accessible by the Company.



Nuvama Wealth Management Limited (formerly known as Edelweiss Securities Limited)

Notes to the standalone financial statements *(Continued)*

for the year ended March 31, 2023

(Currency : Indian rupees in million)

1.5 Financial Instruments *(Continued)*

Determination of fair value *(Continued)*

The fair value of an asset or a liability is measured using the assumptions that market participants would use when pricing the asset or liability, assuming that market participants act in their economic best interest. A fair value measurement of a non-financial asset takes into account a market participant's ability to generate economic benefits by using the asset in its highest and best use or by selling it to another market participant that would use the asset in its highest and best use. The Company uses valuation techniques that are appropriate in the circumstances and for which sufficient data are available to measure fair value, maximising the use of relevant observable inputs and minimising the use of unobservable inputs. In order to show how fair values have been derived, financial instruments are classified based on a hierarchy of valuation techniques, as summarised below:

Level 1 financial instruments:

Those where the inputs used in the valuation are unadjusted quoted prices from active markets for identical assets or liabilities that the Company has access to at the measurement date. The Company considers markets as active only if there are sufficient trading activities with regards to the volume and liquidity of the identical assets or liabilities and when there are binding and exercisable price quotes available on the balance sheet date.

Level 2 financial instruments

Those where the inputs that are used for valuation and are significant, are derived from directly or indirectly observable market data available over the entire period of the instrument's life.

Level 3 financial instruments

Those that include one or more unobservable input that is significant to the measurement as whole. For assets and liabilities that are recognised in the financial statements on a recurring basis, the Company determines whether transfers have occurred between levels in the hierarchy by re-assessing categorization (based on the lowest level input that is significant to the fair value measurement as a whole) at the end of each reporting period. The Company periodically reviews its valuation techniques including the adopted methodologies and model calibrations.

Therefore, the Company applies various techniques to estimate the credit risk associated with its financial instruments measured at fair value, which include a portfolio-based approach that estimates for the expected net exposure per counterparty over the full lifetime of the individual assets, in order to reflect the credit risk of the individual counterparties for non-collateralised financial instruments.

The Company evaluates the levelling at each reporting period on an instrument-by-instrument basis and reclassifies instruments when necessary based on the facts at the end of the reporting period.



Nuvama Wealth Management Limited (formerly known as Edelweiss Securities Limited)

Notes to the standalone financial statements (Continued)

for the year ended March 31, 2023

(Currency : Indian rupees in million)

1.6 Property, Plant and Equipment and Capital work in progress

Property, plant and equipment is stated at cost excluding the costs of day-to-day servicing, less accumulated depreciation and accumulated impairment in value. Changes in the expected useful life are accounted for by changing the amortization period or methodology, as appropriate, and treated as changes in accounting estimates.

Subsequent cost incurred on an item of property, plant and equipment is recognized in the carrying amount thereof when those cost meet the recognition criteria as mentioned above, Repairs and maintenance are recognized in profit or loss as incurred.

Depreciation is recognized so as to write off the cost of assets (other than freehold land and properties under construction) less their residual values over their useful lives. Depreciation is provided on a written down value basis from the date the asset is ready for its intended use or put to use whichever is earlier. In respect of assets sold, depreciation is provided upto the date of disposal.

An item of property, plant and equipment is derecognised upon disposal or when no future economic benefits are expected to arise from the continued use of the asset. The carrying amount of those components which have been separately recognised as assets is derecognised at the time of replacement thereof. Any gain or loss arising on the disposal or retirement of an item of property, plant and equipment is determined as the difference between the sales proceeds and the carrying amount of the asset and is recognised in profit or loss.

As per the requirement of Schedule II of the Companies Act, 2013, the Company has evaluated the estimated useful lives of the respective fixed assets which are as per the provisions of Part C of Schedule II of the Act for calculating the depreciation.

The estimated useful lives of the fixed assets are as follows:

Class of asset	Useful life
Building (other than factory building)	60 years
Furniture and fixtures	10 years
Vehicles	8 years
Office equipment	5 years
Computers and data processing units - Servers and networks	6 years
Computers and data processing units – End user devices, such as desktops, laptops etc.	3 years

Land and buildings are shown at fair value based on periodic valuations by external independent valuers, less subsequent depreciation for buildings. Valuations will be carried out on a regular basis, unless the management consider it appropriate to have an earlier revaluation, such that the carrying amount of property does not differ materially from that which would be determined using fair values at the end of the reporting period. Any accumulated depreciation at the date of revaluation is eliminated against the gross carrying amount of the asset, and the net amount is restated to the revalued amount of the asset.



Nuvama Wealth Management Limited (formerly known as Edelweiss Securities Limited)

Notes to the standalone financial statements *(Continued)*

for the year ended March 31, 2023

(Currency : Indian rupees in million)

1.6 Property, Plant and Equipment and Capital work in progress *(Continued)*

Measurement of land and building under revaluation model:

Increases in the carrying amount arising on revaluation of land and buildings are credited to other comprehensive income and shown as a revaluation reserve in shareholders' equity. An exception is a gain on revaluation that reverses a revaluation decrease (impairment) on the same asset previously recognised as an expense. Decreases that offset previous increases of the same asset are charged in other comprehensive income and debited against the revaluation reserve directly in equity; all other decreases are charged to profit or loss. An annual transfer from the revaluation surplus to retained earnings is made for the difference between depreciation based on the revalued carrying amount of the asset and depreciation based on the asset's original cost. Additionally, accumulated depreciation as at the revaluation date is eliminated against the gross carrying amount of the asset and the net amount is restated to the revalued amount of the asset. Upon disposal, any revaluation surplus relating to the particular asset being sold is transferred directly to retained earnings.

Right-of-use assets are presented together with property, plant and equipment in the statement of financial position – refer to the accounting policy 1.14. Right-of-use assets are depreciated on a straight-line basis over the lease term.

The residual values, useful lives and methods of depreciation of property, plant and equipment are reviewed at each financial year end and adjusted prospectively, if appropriate

Leasehold improvements are amortized on a straight-line basis over the estimated useful lives of the assets or the period of lease whichever is shorter.

Intangible assets

An intangible asset is recognised only when its cost can be measured reliably and it is probable that the expected future economic benefits that are attributable to it will flow to the Company.

Intangible fixed assets are recorded at the consideration paid for the acquisition of such assets and are carried at cost less accumulated amortization and impairment, if any.

Intangible such as software is amortised over a period of 3 years based on its estimated useful life.

MCX membership rights are amortised over a period of 3 years.

Impairment of non-financial assets

The Company assesses at each balance sheet date whether there is any indication that an asset may be impaired based on internal/external factors. If any such indication exists, the Company estimates the recoverable amount of the asset. If such recoverable amount of the asset or the recoverable amount of cash generating unit which the asset belongs to is less than its carrying amount, the carrying amount is reduced to its recoverable amount. The reduction is treated as an impairment loss and is recognized in the statement of profit and loss. If at the balance sheet date there is an indication that a previously assessed impairment loss no longer exists, the recoverable amount is reassessed and the asset is reflected at the recoverable amount subject to a maximum of the depreciable historical cost.



Nuvama Wealth Management Limited (formerly known as Edelweiss Securities Limited)

Notes to the standalone financial statements (Continued)

for the year ended March 31, 2023

(Currency : Indian rupees in million)

1.7 Stock-in-trade

- a) The securities acquired with the intention of short term holding and trading positions are considered as stock-in-trade.
- b) The securities, including from error trades, held as stock-in-trade are valued at market value.

1.8 Cash and cash equivalents

Cash and cash equivalents in the Balance Sheet comprise cash at Banks, on hand and short-term deposits with original maturities of three months or less, which are subject to an insignificant risk of changes in value.

1.9 Foreign currency transactions

The standalone financial statements are presented in Indian Rupees which is also functional currency of the Company. Transactions in currencies other than Indian Rupees (i.e. foreign currencies) are recognised at the rates of exchange prevailing at the dates of the transactions. At the end of each reporting period, monetary items denominated in foreign currencies are retranslated at the rates prevailing at that date. Non-monetary items carried at fair value that are denominated in foreign currencies are retranslated at the rates prevailing at the date when the fair value was determined. Non-monetary items that are measured in terms of historical cost in a foreign currency are not retranslated.

Exchange differences on monetary items are recognised in profit or loss in the period in which they arise

1.10 Retirement and other employee benefits

The accounting policy followed by the Company in respect of its employee benefit schemes in accordance with Indian Accounting Standard 19 – Employee benefits, is set out below:

Provident fund and national pension scheme

The Company contributes to a recognized provident fund and national pension scheme which is a defined contribution scheme. The contributions are accounted for on an accrual basis and recognized in the standalone statement of profit and loss.

Gratuity

The Company's gratuity scheme is a defined benefit plan. The Company's net obligation in respect of the gratuity benefit scheme is calculated by estimating the amount of future benefit that the employees have earned in return for their service in the current and prior periods. Such benefit is discounted to determine its present value, and the fair value of any plan assets, if any, is deducted.

The present value of the obligation under such benefit plan is determined based on actuarial valuation using the Projected Unit Credit Method which recognises each period of services as giving rise to additional unit of employee benefit entitlement and measures each unit separately to build up the final obligation. The obligation is measured at present values of estimated future cash flows. The discounted rates used for determining the present value are based on the market yields on Government Securities as at the balance sheet date.

Benefits in respect of gratuity are funded with an Insurance Company approved by Insurance Regulatory and Development Authority (IRDA).



Nuvama Wealth Management Limited (formerly known as Edelweiss Securities Limited)

Notes to the standalone financial statements *(Continued)*

for the year ended March 31, 2023

(Currency : Indian rupees in million)

1.10 Retirement and other employee benefits *(Continued)*

Compensated Leave Absences

The eligible employees of the Company are permitted to carry forward certain number of their annual leave entitlement to subsequent years, subject to a ceiling. The Company recognises the charge to the standalone statement of profit and loss and corresponding liability on account of such non-vesting accumulated leave entitlement based on a valuation by an independent actuary. The cost of providing annual leave benefits are determined using the projected unit credit method.

1.11 Share-based payment arrangements

Equity-settled share-based payments to employees and others providing similar services that are granted by the ultimate parent Group are measured by reference to the fair value of the equity instruments at the grant date.

The fair value of Equity-settled share-based payments determined at the grant date is expensed over the vesting period, based on the Company's estimate of equity instruments that will eventually vest, with a corresponding increase in equity. At the end of each reporting period, the Company revises its estimate of the number of equity instruments expected to vest. The impact of the revision of the original estimates, if any, is recognised in profit or loss such that the cumulative expense reflects the revised estimate, with a corresponding adjustment to the 'ESOP reserve'. In cases where the share options granted vest in instalments over the vesting period, the Company treats each instalment as a separate grant, because each instalment has a different vesting period, and hence the fair value of each instalment differs.

1.12 Income tax expenses

Income tax expense represents the sum of the tax currently payable and deferred tax.

Current tax

The tax currently payable is based on taxable profit for the year. Taxable profit differs from 'profit before tax' as reported in the standalone statement of profit and loss because of items of income or expense that are taxable or deductible in other years and items that are never taxable or deductible. The Company's current tax is calculated using tax rates that have been enacted or substantively enacted by the end of the reporting period.

Deferred tax

Deferred tax is recognised on temporary differences between the carrying amounts of assets and liabilities in the standalone financial statements and the corresponding tax bases used in the computation of taxable profit. Deferred tax liabilities are generally recognised for all taxable temporary differences. Deferred tax assets are generally recognised for all deductible temporary differences to the extent that it is probable that taxable profits will be available against which those deductible temporary differences can be utilised.

Deferred tax assets are also recognised with respect to carry forward of unused tax losses and unused tax credits to the extent that it is probable that future taxable profit will be available against which the unused tax losses and unused tax credits can be utilised.



Nuvama Wealth Management Limited (formerly known as Edelweiss Securities Limited)

Notes to the standalone financial statements *(Continued)*

for the year ended March 31, 2023

(Currency : Indian rupees in million)

1.12 Income tax expenses *(Continued)*

Deferred tax *(Continued)*

It is probable that taxable profit will be available against which a deductible temporary difference, unused tax loss or unused tax credit can be utilised when there are sufficient taxable temporary differences which are expected to reverse in the period of reversal of deductible temporary difference or in periods in which a tax loss can be carried forward or back. When this is not the case, deferred tax asset is recognised to the extent it is probable that:

- the entity will have sufficient taxable profit in the same period as reversal of deductible temporary difference or periods in which a tax loss can be carried forward or back; or
- tax planning opportunities are available that will create taxable profit in appropriate periods.

The carrying amount of deferred tax assets is reviewed at the end of each reporting period and reduced to the extent that it is no longer probable that sufficient taxable profits will be available to allow all or part of the asset to be recovered.

Deferred tax liabilities and assets are measured at the tax rates that are expected to apply in the period in which the liability is settled or the asset realised, based on tax rates (and tax laws) that have been enacted or substantively enacted by the end of the reporting period.

The measurement of deferred tax liabilities and assets reflects the tax consequences that would follow from the manner in which the Company expects, at the end of the reporting period, to recover or settle the carrying amount of its assets and liabilities.

MAT credit asset is recognized where there is convincing evidence that the asset can be realized in future. MAT credit assets are reviewed as at the balance sheet date and written down or written up to reflect the amount that is reasonably certain to be realised.

1.13 Goods and Service Tax expenses

During the financial period, the entity avails Input Tax credit('ITC') of GST paid on various expenses incurred. Based on the ratio of Exempted turnover v/s Taxable turnover of the entity, GST Input Tax credit is being expensed off on a monthly basis to GST Expense a/c. Further, ITC on ineligible expenses (on which ITC is restricted under GST law) is also debited to GST Expense.

1.14 Leases

Company as a lessee:

The Company assesses at contract inception whether a contract is, or contains, a lease. That is, if the contract conveys the right to control the use of an identified asset for a period of time in exchange for consideration. The Company applies a single recognition and measurement approach for all leases, except for short-term leases and leases of low-value assets. The Company recognises lease liabilities to make lease payments and right-of-use assets representing the right to use the underlying assets.

Right of use assets

The Company recognises right-of-use assets at the commencement date of the lease (i.e., the date the underlying asset is available for use). Right-of-use assets are measured at cost, less any accumulated



Nuvama Wealth Management Limited (formerly known as Edelweiss Securities Limited)

Notes to the standalone financial statements *(Continued)*

for the year ended March 31, 2023

(Currency : Indian rupees in million)

1.14 Leases *(Continued)*

Right of use assets *(Continued)*

depreciation and impairment losses, and adjusted for any remeasurement of lease liabilities. The cost of right-of-use assets includes the amount of lease liabilities recognised, initial direct costs incurred, and lease payments made at or before the commencement date less any lease incentives received and rent-free period. Right-of-use assets are depreciated on a straight-line basis over the shorter of the lease term and the estimated useful lives of the assets. The right-of-use assets are also subject to impairment. Refer to the accounting policies in section (p) Impairment of non-financial assets.

Lease Liabilities

At the commencement date of the lease, the Company recognises lease liabilities measured at the present value of lease payments to be made over the lease term. The lease payments include fixed payments (including in substance fixed payments) less any lease incentives receivable, variable lease payments that depend on an index or a rate, and amounts expected to be paid under residual value guarantees. In calculating the present value of lease payments, the Company uses its incremental borrowing rate at the lease commencement date because the interest rate implicit in the lease is not readily determinable. After the commencement date, the amount of lease liabilities is increased to reflect the accretion of interest and reduced for the lease payments made. In addition, the carrying amount of lease liabilities is remeasured if there is a modification, a change in the lease term, a change in the lease payments (e.g., changes to future payments resulting from a change in an index or rate used to determine such lease payments) or a change in the assessment of an option to purchase the underlying asset.

Short term lease

The Company has elected not to recognise right of use asset and lease liabilities for short term leases of property that has lease term of 12 months or less. The Company recognises lease payment associated with these leases as an expense on a straight line basis over lease term.

In the comparative period, as a lessee the Company classified leases that transfer substantially all the risk and reward of ownership as finance leases. Assets held under other leases are classified as operating lease and were not recognised in Company standalone Balance sheet. Payments made under operating lease are recognised as an expense in the statement of profit and loss on a straight-line basis over the lease term, in which case lease payments are recognised based on contractual terms.

1.15 Earnings per share

The Company reports basic and diluted earnings per share in accordance with Indian Accounting Standard 33 - Earnings Per Share. Basic earnings per share is computed by dividing the net profit after tax attributable to the equity shareholders by the weighted average number of equity shares outstanding during the year.

Diluted earnings per share reflect the potential dilution that could occur if securities or other contracts to issue equity shares were exercised or converted during the year. Diluted earnings per share is computed by dividing the net profit after tax attributable to the equity shareholders for the year by the weighted average number of equity shares considered for deriving basic earnings per share and weighted average number of equity shares that could have been issued upon conversion of all potential equity shares.



Nuvama Wealth Management Limited (formerly known as Edelweiss Securities Limited)

Notes to the standalone financial statements *(Continued)*

for the year ended March 31, 2023

(Currency : Indian rupees in million)

1.16 Provisions and other contingent liabilities

Provisions are recognised when the Company has a present obligation (legal or constructive) as a result of a past event, it is probable that the Company will be required to settle the obligation, and a reliable estimate can be made of the amount of the obligation. The amount recognised as a provision is the best estimate of the consideration required to settle the present obligation at the end of the reporting period, taking into account the risks and uncertainties surrounding the obligation. Where the probability of outflow is considered to be remote, or probable, but a reliable estimate cannot be made, a contingent liability is disclosed. Given the subjectivity and uncertainty of determining the probability and amount of losses, the Company takes into account a number of factors including legal advice, the stage of the matter and historical evidence from similar incidents.

Provisions are reviewed at each balance sheet date and adjusted to reflect the current best estimate. If it is no longer probable that the outflow of resources would be required to settle the obligation, the provision is reversed.

Contingent assets are not recognised in the standalone financial statements. However, contingent assets are assessed continually and if it is virtually certain that an economic benefit will arise, the asset and related income are recognised in the period in which the change occurs.

1.17 Significant accounting judgements, estimates and assumptions

The preparation of the Company's standalone financial statements requires management to make judgements, estimates and assumptions that affect the reported amount of revenues, expenses, assets and liabilities, and the accompanying disclosures, as well as the disclosure of contingent liabilities. Uncertainty about these assumptions and estimates could result in outcomes that require a material adjustment to the carrying amount of assets or liabilities affected in future periods.

Judgements

In the process of applying the Company's accounting policies, management has made the following judgements, which have a significant risk of causing a material adjustment to the carrying amounts of assets and liabilities within the next financial year.

- (a) Actuarial assumptions used in calculation of defined benefit plans
- (b) Assumptions used on discounted cash flows, growth rate and discount rate to justify the value of management rights reported under intangible assets.
- (c) Assumptions used in estimating the useful lives of tangible assets reported under property, plant and equipment.

1.18 Key sources of estimation uncertainty

The following are the key assumptions concerning the future, and other key sources of estimation uncertainty at the end of the reporting period that may have a significant risk of causing a material adjustment to the carrying amounts of assets and liabilities within the next financial year, as described below. The Company based its assumptions and estimates on parameters available when the standalone financial statements were prepared. Existing circumstances and assumptions about future developments, however, may change due to market changes or circumstances arising that are beyond the control of the Company. Such changes are reflected in the assumptions when they occur.



Nuvama Wealth Management Limited (formerly known as Edelweiss Securities Limited)

Notes to the standalone financial statements *(Continued)*

for the year ended March 31, 2023

(Currency : Indian rupees in million)

1.18 Key sources of estimation uncertainty *(Continued)*

Effective interest rate method

The Company's EIR methodology, as explained in Note 1.5, recognises interest income / expense using a rate of return that represents the best estimate of a constant rate of return over the expected behavioral life of financial instruments and recognises the effect of characteristics of the product life cycle

This estimation, by nature, requires an element of judgement regarding the expected behavioral and life-cycle of the instruments, as well expected changes fee income/expense that are integral parts of the instrument.

Incremental borrowing rate

The Company cannot readily determine the interest rate implicit in the lease, therefore, it uses its incremental borrowing rate ('IBR') to measure lease liabilities. Incremental borrowing rate is the rate of interest that the Company would have to pay to borrow over a similar term, and with a similar security, the funds necessary to obtain an asset of a similar value to the right-of-use asset in a similar economic environment.

1.19 Business Combination

The acquisition method of accounting is used for business combinations by the Company. The cost of an acquisition is measured as the aggregate of the consideration transferred measured at acquisition date fair value and the amount of any non-controlling interests in the acquiree. At the acquisition date, the identifiable assets acquired and the liabilities assumed are recognised at their acquisition date fair values with certain limited exceptions. Goodwill is initially measured as the excess of the aggregate of the consideration transferred and the amount recognised for non-controlling interests, and any previous interest held, over the net identifiable assets acquired and liabilities assumed. After initial recognition, goodwill is tested for impairment annually or more frequently if impairment indicators exists. For the purpose of impairment testing, goodwill acquired in a business combination is, from the acquisition date, allocated to each of the Company's cash-generating units that are expected to benefit from the combination, irrespective of whether other assets or liabilities of the acquiree are assigned to those units.

Business combination under common control

Common control business combinations includes transactions, such as transfer of subsidiaries or businesses, between entities within a Company. Company has accounted all such transactions based on pooling of interest method, which is as below:-

- The assets and liabilities of the combining entities are reflected at their carrying amounts.
- No adjustments are made to reflect fair values, or recognise any new assets or liabilities.
- The financial information in the financial statements in respect of prior periods are restated as if the business combination had occurred from the beginning of the preceding period in the financial statements, irrespective of the actual date of the combination.



Nuvama Wealth Management Limited (formerly known as Edelweiss Securities Limited)

Notes to the standalone financial statements *(Continued)*

for the year ended March 31, 2023

(Currency : Indian rupees in million)

1.19 Business Combination *(Continued)*

The identity of the reserves shall be preserved and shall appear in the financial statements of the transferee in the same form in which they appeared in the financial statements of the transferor. The difference, if any, between the amount recorded as share capital issued plus any additional consideration in the form of cash or other assets and the amount of share capital of the transferor shall be transferred to capital reserve.

1.20 Standards issued but not yet effective

There are no new standard or amendment issued but not effective. Ministry of Corporate Affairs ("MCA") notifies new standards or amendments to the existing standards under Companies (Indian Accounting Standards) Rules as issued from time to time. On 31 March 2023, MCA amended the Companies (Indian Accounting Standards) Amendment Rules, 2023, as below:

- **Ind AS 1 - Presentation of Financial Statements** - This amendment requires the entities to disclose their material accounting policies rather than their significant accounting policies. The effective date for adoption of this amendment is annual periods beginning on or after 01 April 2023. The Group has evaluated the amendment and the impact of the amendment is insignificant in the Company's Consolidated financial statements.
- **Ind AS 8 - Accounting Policies, Changes in Accounting Estimates and Errors** - This amendment has introduced a definition of accounting estimates' and included amendments to Ind AS 8 to help entities distinguish changes in accounting policies from changes in accounting estimates. The effective date for adoption of this amendment is annual periods beginning on or after 01 April 2023. The Group has evaluated the amendment and there is no impact on its consolidated financial statements.
- **Ind AS 12 - Income Taxes** - This amendment has narrowed the scope of the initial recognition exemption so that it does not apply to transactions that give rise to equal and offsetting temporary differences. The effective date for adoption of this amendment is annual periods beginning on or after 01 April 2023. The Group has evaluated the amendment and there is no impact on its consolidated financial statement.



(Currency Indian rupees in million)

	As at March 31, 2023	As at March 31, 2022
2.1 Cash and cash equivalents		
Cash in hand	-	-
Balances with banks - in current accounts	84.24	747.24
	<u>84.24</u>	<u>747.24</u>
2.2 Bank balances other than cash and cash equivalents		
Fixed deposits with banks (refer note 2 below)	3,620.08	1,705.65
Accrued interest on fixed deposits	38.13	21.93
Balances with bank in current accounts (refer note 3 below)	-	1,022.44
	<u>3,658.21</u>	<u>2,750.02</u>

Note:

1. Fixed deposit balances with banks earns interest at fixed rate.
2. Fixed deposits pledged aggregating to ₹ 647.68 million (previous year ₹ 1,245.75 million) with exchanges to meet margin requirement, and Fixed deposits pledged aggregating to ₹ 2,972.40 million (previous year ₹ 459.90 million) with banks for securing credit facilities.
3. Bank balances as at March 31, 2022 amounting to Rs 1,022.44 million pertains to Asset Management Business undertaking demerged from the Company into Edelweiss Securities and Investments Private Limited (ESIPL). Since the said amount does not pertain to the Company, a liability of equivalent amount was created in note 2.14 as 'payable on account of composite scheme of arrangement'. Subsequently, on April 25, 2022 the Company has transferred the aforementioned amount to ESIPL pursuant to the composite scheme of arrangement (refer note 2.54).



(Currency Indian rupees in million)

2.3 Trade receivables	As at March 31, 2023	As at March 31, 2022
Secured considered good	-	-
Unsecured considered good	596.28	494.45
Receivable - credit impaired	<u>7.87</u>	<u>7.79</u>
	<u>604.15</u>	<u>502.24</u>
Less : Impairment allowance (provision for expected credit loss)		
Secured considered good	-	-
Unsecured considered good	7.84	2.67
Receivable - credit impaired	<u>7.87</u>	<u>7.79</u>
	<u>15.71</u>	<u>10.46</u>
	<u>588.44</u>	<u>491.78</u>

Trade receivable ageing

March 31, 2023	Outstanding for following periods from date of transaction						Total
	Unbilled	Less than 6 months	6 months -1 year	1-2 years	2-3 years	More than 3 years	
Gross receivables							
(i) Undisputed Trade receivables – considered good	39.23	555.41	1.64	-	-	-	596.28
(ii) Undisputed Trade Receivables – which have significant increase in credit risk	-	-	-	-	-	-	-
(iii) Undisputed Trade Receivables – credit impaired	-	-	-	0.11	-	7.76	7.87
(iv) Disputed Trade Receivables-considered good	-	-	-	-	-	-	-
(v) Disputed Trade Receivables – which have significant increase in credit risk	-	-	-	-	-	-	-
(vi) Disputed Trade Receivables – credit impaired	-	-	-	-	-	-	-
Total gross receivables (A)	39.23	555.41	1.64	0.11	-	7.76	604.15
ECL provision on receivables							
(i) Undisputed Trade receivables – considered good	-	6.20	1.64	-	-	-	7.84
(ii) Undisputed Trade Receivables – which have significant increase in credit risk	-	-	-	-	-	-	-
(iii) Undisputed Trade Receivables – credit impaired	-	-	-	0.11	-	7.76	7.87
(iv) Disputed Trade Receivables-considered good	-	-	-	-	-	-	-
(v) Disputed Trade Receivables – which have significant increase in credit risk	-	-	-	-	-	-	-
(vi) Disputed Trade Receivables – credit impaired	-	-	-	-	-	-	-
Total ECL Provision on receivables (B)	-	6.20	1.64	0.11	-	7.76	15.71
Total receivables net of provision = (A)-(B)	39.23	549.21	-	-	-	-	588.44

March 31, 2022	Outstanding for following periods from date of transaction						Total
	Unbilled	Less than 6 months	6 months -1 year	1-2 years	2-3 years	More than 3 years	
Gross receivables							
(i) Undisputed Trade receivables – considered good	32.18	462.24	0.03	-	-	-	494.45
(ii) Undisputed Trade Receivables – which have significant increase in credit risk	-	-	-	-	-	-	-
(iii) Undisputed Trade Receivables – credit impaired	-	-	-	0.02	0.27	7.50	7.79
(iv) Disputed Trade Receivables-considered good	-	-	-	-	-	-	-
(v) Disputed Trade Receivables – which have significant increase in credit risk	-	-	-	-	-	-	-
(vi) Disputed Trade Receivables – credit impaired	-	-	-	-	-	-	-
Gross receivables (A)	32.18	462.24	0.03	0.02	0.27	7.50	502.24
ECL provision on receivables							
(i) Undisputed Trade receivables – considered good	-	2.64	0.03	-	-	-	2.67
(ii) Undisputed Trade Receivables – which have significant increase in credit risk	-	-	-	-	-	-	-
(iii) Undisputed Trade Receivables – credit impaired	-	-	-	0.02	0.27	7.50	7.79
(iv) Disputed Trade Receivables-considered good	-	-	-	-	-	-	-
(v) Disputed Trade Receivables – which have significant increase in credit risk	-	-	-	-	-	-	-
(vi) Disputed Trade Receivables – credit impaired	-	-	-	-	-	-	-
Total ECL Provision on receivables (B)	-	2.64	0.03	0.02	0.27	7.50	10.46
Total receivables net of provision = (A)-(B)	32.18	459.60	-	-	-	-	491.78

Reconciliation of impairment allowance on trade receivables:

Particulars	Amount
Impairment allowance measured as per simplified approach	
Impairment allowance as on March 31, 2021	15.65
Add/ (less): asset originated/ recovered (net)	(5.19)
Impairment allowance as on March 31, 2022	10.46
Add/ (less): asset originated/ recovered (net)	5.25
Impairment allowance as on March 31, 2023	15.71



Nuvama Wealth Management Limited (formerly known as Edelweiss Securities Limited)

Notes to the standalone financial statements for the year ended March 31, 2023 (Continued)

(Currency Indian rupees in million)

	As at March 31, 2023			As at March 31, 2022		
	Face Value	Quantity	Amount	Face Value	Quantity	Amount
2.4 Investments						
(A) Investment in equity instruments of subsidiaries - Carried at cost						
Nuvama Wealth Finance Limited (formerly Edelweiss Finance & Investments Limited) **	10	1,14,59,105	6,351.10	10	1,14,59,105	6,351.10
Nuvama Wealth and Investment Limited (formerly Edelweiss Broking Limited)	10	43,04,54,000	4,657.95	10	43,04,54,000	4,657.95
Nuvama Clearing Services Limited (formerly Edelweiss Custodial Services Limited)	10	62,67,500	714.78	10	62,67,500	714.78
Nuvama Capital Services (IFSC) Limited (formerly Edelweiss Securities (IFSC) Limited)	10	1,76,64,144	187.09	10	1,76,64,144	187.09
Nuvama Investment Advisors Private Limited (formerly Edelweiss Investment Advisors Private Limited)	10	18,00,000	115.64	10	18,00,000	115.64
Nuvama Financial Services Inc (Formerly Edelweiss Financial Services Inc.)	USD 1.25 million	1	79.67	USD 1.25 million	1	79.67
Nuvama Investment Advisors (Hong Kong) Private Limited (formerly Edelweiss Securities (Hongkong) Private Limited)	HKD 1	1,36,36,437	119.66	HKD 1	1,36,36,437	119.66
Nuvama Financial Services (UK) Limited (formerly Edelweiss Financial Services (UK) Limited)	GBP 1	3,00,000	26.26	GBP 1	3,00,000	26.26
Nuvama Asset Management Limited (formerly ESA Securities Limited)	10	3,59,60,000	359.60	10	2,69,60,000	269.60
Pickright Technologies Private Limited	10	3,83,625	230.00	-	-	-
			<u>12,841.75</u>			<u>12,521.75</u>
(B) Investment in equity instruments of associate companies - Carried at cost						
Nuvama Custodial Services Limited (formerly Edelweiss Capital Services Limited)	10	2,69,50,000	269.50	10	2,69,50,000	269.50
Edelweiss Asset Reconstruction Company Limited*	-	-	-	-	6,89,09,142	936.03
Less : Pursuant to composite scheme of arrangement (refer note 2.54)	-	-	-	-	(6,89,09,142)	(936.03)
			<u>269.50</u>			<u>269.50</u>
(C) Investment in equity instruments of other companies - Carried at cost						
Edelweiss Alternative Asset Advisors Limited	-	-	-	10	10,44,878	0.05
Less : Pursuant to composite scheme of arrangement (refer note 2.54)	-	-	-	-	(10,44,878)	(0.05)
			<u>-</u>			<u>-</u>
(D) Investment in AIF						
Nuvama Crossover Opportunities Fund - Series III (formerly Edelweiss Crossover Opportunities Fund - Series III)	10	23,79,484	31.10	10	23,79,484	31.23
Nuvama Crossover Opportunities Fund - Series III A (formerly Edelweiss Crossover Opportunities Fund - Series III A)	10	24,24,556	27.44	10	24,24,556	28.25
Nuvama Crossover Opportunities Fund - Series III B (formerly Edelweiss Crossover Opportunities Fund - Series III B)	10	19,53,291	20.56	10	12,49,900	12.69
			<u>79.10</u>			<u>72.17</u>
(E) Investment in Trust						
Nuvama EBT Crossover III B Scheme (Scheme of Nuvama Asset Management Employees Beneficiary Trust)	10	3,60,000	3.60	-	-	-
			<u>3.60</u>			<u>-</u>
Total (A + B + C + D + E)			<u><u>13,193.95</u></u>			<u><u>12,863.42</u></u>

* Edelweiss Financial Services Limited (EFSL) has issued and allotted debentures and in consideration of the debenture holders agreeing to subscribe to the debentures, the investment into 68,909,148 equity shares of Edelweiss Asset Reconstruction Company Limited (EARC) in the books of Edelweiss Securities Limited have been pledged by EFSL with Catalyst Trusteeship Limited (the Debenture Trustee). Further, the obligation to pay secured obligations by EFSL in relation to the Company shall be limited to the value of the Pledged Shares pledged by the Company in accordance with the terms of Pledge Agreement entered on March 15, 2021. Pursuant to composite scheme of arrangement, the shares are transferred to Edelweiss Securities And Investments Private Limited (refer note 2.55).

** The Company has created pledge on the shares of Nuvama Wealth Finance Limited ("NWF") (formerly Edelweiss Finance & Investments Limited).

A) 19,03,114 (Previous year: 19,03,114) equity shares have been pledged for intraday facility taken by Nuvama Clearing Services Limited (formerly known as Edelweiss Custodial services Limited) in favour of ICICI bank.

B) 46,38,000 (Previous year: 18,00,000) equity shares towards non-convertible debentures issued by Nuvama Wealth and Investment Limited (formerly Edelweiss Broking Limited) in favour of Catalyst Trusteeship Limited.

C) 25,47,000 (Previous year: Nil) equity shares have been pledged in favour of Beacon Trusteeship Limited towards non-convertible debentures Issued by Nuvama Wealth and Investment Limited (formerly Edelweiss Broking Limited).



(Currency Indian rupees in million)

2.4A Investments

Particulars	As at March 31, 2023						
	At Amortised cost (1)	Through OCI (2)	Through P&L (3)	Designated at fair value through profit or loss (4)	Subtotal 5 = (2+3+4)	At cost (subsidiaries, associates, and joint ventures) (6)	Total 7 = (1+5+6)
(i) Equity Instruments							
a) Subsidiaries - Equity Shares							
Nuvama Wealth Finance Limited (formerly Edelweiss Finance & Investments Limited)	-	-	-	-	-	6,351.10	6,351.10
Nuvama Clearing Services Limited (formerly Edelweiss Custodial Services Limited)	-	-	-	-	-	714.78	714.78
Nuvama Financial Services Inc (Formerly Edelweiss Financial Services Inc.)	-	-	-	-	-	79.67	79.67
Nuvama Investment Advisors (Hongkong) Private Limited (formerly Edelweiss Securities (Hongkong) Private Limited)	-	-	-	-	-	119.66	119.66
Nuvama Financial Services (UK) Limited (formerly Edelweiss Financial Services (UK) Limited)	-	-	-	-	-	26.26	26.26
Nuvama Asset Management Limited (formerly ESL Securities Limited)	-	-	-	-	-	359.60	359.60
Nuvama Wealth and Investment Limited (formerly Edelweiss Broking Limited)	-	-	-	-	-	4,657.95	4,657.95
Nuvama Capital Services (IFSC) Limited (formerly Edelweiss Securities (IFSC) Limited)	-	-	-	-	-	187.09	187.09
Private Limited)	-	-	-	-	-	115.64	115.64
Pickright Technologies Private Limited	-	-	-	-	-	230.00	230.00
b) Associates - Equity Shares							
Nuvama Custodial Services Limited (formerly Edelweiss Capital Services Limited)	-	-	-	-	-	269.50	269.50
Edelweiss Asset Reconstruction Company Limited	-	-	-	-	-	-	-
(ii) AIF Fund							
Nuvama Crossover Opportunities Fund - Series III (formerly Edelweiss Crossover Opportunities Fund - Series III)	-	-	31.10	-	31.10	-	31.10
Nuvama Crossover Opportunities Fund - Series III A (formerly Edelweiss Crossover Opportunities Fund - Series III A)	-	-	27.44	-	27.44	-	27.44
Nuvama Crossover Opportunities Fund - Series III B (formerly Edelweiss Crossover Opportunities Fund - Series III B)	-	-	20.56	-	20.56	-	20.56
(iii) Investment in Trust							
Nuvama EBT Crossover BB Scheme (Scheme of Nuvama Asset Management Employees Beneficiary Trust)	-	-	3.60	-	3.60	-	3.60
Total - Gross (A)	-	-	82.70	-	82.70	13,111.25	13,193.95
Investments outside India	-	-	-	-	-	341.23	341.23
Investment in India	-	-	-	-	82.70	12,770.02	12,852.72
Total - Gross (B)	-	-	-	-	82.70	13,111.25	13,193.95
Less: Allowance for impairment (C)	-	-	-	-	-	-	-
Total Net (A - C)	-	-	82.70	-	82.70	13,111.25	13,193.95

Particulars	As at March 31, 2022						
	At Amortised cost (1)	Through OCI (2)	Through P&L (3)	Designated at fair value through Profit or loss (4)	Subtotal 5 = (2+3+4)	At cost (subsidiaries, associates, and joint ventures) (6)	Total 7 = (1+5+6)
(i) Equity Instruments							
a) Subsidiaries - Equity shares							
Nuvama Wealth Finance Limited (formerly Edelweiss Finance & Investments Limited)	-	-	-	-	-	6,351.10	6,351.10
Nuvama Clearing Services Limited (formerly Edelweiss Custodial Services Limited)	-	-	-	-	-	714.78	714.78
Nuvama Financial Services Inc (Formerly Edelweiss Financial Services Inc.)	-	-	-	-	-	79.67	79.67
Nuvama Investment Advisors (Hongkong) Private Limited (formerly Edelweiss Securities (Hongkong) Private Limited)	-	-	-	-	-	119.66	119.66
Nuvama Financial Services (UK) Limited (formerly Edelweiss Financial Services (UK) Limited)	-	-	-	-	-	26.26	26.26
Nuvama Asset Management Limited (formerly ESL Securities Limited)	-	-	-	-	-	269.60	269.60
Nuvama Wealth and Investment Limited (formerly Edelweiss Broking Limited)	-	-	-	-	-	4,657.95	4,657.95
Nuvama Capital Services (IFSC) Limited (formerly Edelweiss Securities (IFSC) Limited)	-	-	-	-	-	187.09	187.09
Private Limited)	-	-	-	-	-	115.64	115.64
b) Associates - Equity Shares							
Nuvama Custodial Services Limited (formerly Edelweiss Capital Services Limited)	-	-	-	-	-	269.50	269.50
(ii) AIF Fund							
Nuvama Crossover Opportunities Fund - Series III (formerly Edelweiss Crossover Opportunities Fund - Series III)	-	-	31.23	-	31.23	-	31.23
Nuvama Crossover Opportunities Fund - Series III A (formerly Edelweiss Crossover Opportunities Fund - Series III A)	-	-	28.25	-	28.25	-	28.25
Nuvama Crossover Opportunities Fund - Series III B (formerly Edelweiss Crossover Opportunities Fund - Series III B)	-	-	12.69	-	12.69	-	12.69
Total - Gross (A)	-	-	72.17	-	72.17	12,791.25	12,863.42
Investments outside India	-	-	-	-	-	341.23	341.23
Investment in India	-	-	72.17	-	72.17	12,450.02	12,522.19
Total - Gross (B)	-	-	72.17	-	72.17	12,791.25	12,863.42
Less: Allowance for impairment (C)	-	-	-	-	-	-	-
Total Net (A - C)	-	-	72.17	-	72.17	12,791.25	12,863.42



Nuvama Wealth Management Limited (formerly known as Edelweiss Securities Limited)

Notes to the standalone financial statements for the year ended March 31, 2023 (Continued)

(Currency Indian rupees in million)

	As at March 31, 2023	As at March 31, 2022
2.5 Other financial assets		
(Unsecured Considered good, unless stated otherwise)		
Security Deposits	114.09	10.52
Deposits placed with/ for exchange/ depositories	1,220.11	433.32
Share application money pending allotment	12.35	-
Accrued interest on margin	7.08	8.65
Receivable from exchange /clearing house (net)	939.46	163.00
Deposits- others	5.91	-
Other assets	83.33	174.21
Receivable on account of composite scheme of arrangement (refer note below)	-	81.77
	<u>2,382.33</u>	<u>871.47</u>

Note:

Receivable amounting to Rs 81.77 million in FY 2021-22 pertains to the cash & bank balance of Wealth Management Business undertaking demerged from Edelweiss Global Wealth Management Limited ("EGWML") in to the Company. Since the said amount is received subsequently on April 28, 2022 by the Company, it is shown as receivable from EGWML pursuant to composite scheme of arrangement (Refer note 2.54)

2.6 Current tax assets (net)

Advance income taxes	193.21	292.86
(net of provisions for tax ₹ 625.13 million, previous year March 31, 2022 ₹ 821.57 million)		
	<u>193.21</u>	<u>292.86</u>



NuVama Wealth Management Limited (formerly known as Edelweiss Securities Limited)

Notes to the standalone financial statements for the year ended March 31, 2023 (Continued)

(Currency Indian rupees in million)

2.7

Property, plant and equipment

Description of Assets	Gross Block			Accumulated Depreciation and Impairment			Net Block As at March 31, 2023
	As at April 01, 2022	Additions during the year	Deductions / Adjustments during the year	As at April 01, 2022	For the year	Deductions during the year	
Building *	695.59	-	-	86.51	34.28	-	120.79
Leasehold improvements #	5.22	212.95	-	1.85	6.33	-	8.18
Furniture and fixtures	3.82	0.05	-	1.78	0.54	-	2.32
Vehicles	3.92	-	-	3.40	0.18	-	3.58
Office equipment	5.92	17.12	-	4.07	2.05	-	6.12
Computers #	343.97	211.53	157.03	304.37	126.90	144.21	287.06
Right of use	-	767.05	-	-	77.29	-	77.29
Total	1,058.44	2,208.70	157.03	401.98	247.57	144.21	505.34
# including impairment provision for Leasehold improvements Rs. 2.60 Million and computers Rs. 1.66 Million.							

2.8 Intangible assets

Description of Assets	Gross Block			Accumulated Amortisation and Impairment			Net Block As at March 31, 2023
	As at April 01, 2022	Additions during the year	Deductions / Adjustments during the year	As at April 01, 2022	For the year	Deductions during the year	
Software	609.92	133.46	-	396.07	210.92	-	606.99
Total	609.92	133.46	-	396.07	210.92	-	606.99

* During FY 2020-21 NuVama Clearing Services Limited (Formerly known as Edelweiss Custodial Services Limited) (NCSI), a wholly owned subsidiary of the Company, had challenged an order by an investigating agency marking lien on its Clearing Bank account before the 47th Additional Chief Metropolitan Magistrate Court, Mumbai. Since the investigation against the trading member, for which NCSI was a clearing member, was under process, the Court contended that it had no objection to setting aside the lien order issued by investigating agency, upon NCSI, providing an undertaking to keep sufficient assets unencumbered amounting to Rs. 4,606.90 million. NCSI had then provided an undertaking to keep the assets (Building) amounting to Rs. 662.56 million belonging to the Company unencumbered. The Hon'ble Court had set aside the lien order. The original Misc. Application filed by NCSI before 47th Additional Chief Metropolitan Magistrate's Court at Eplarnade, Mumbai has now been transferred to the City Civil & Sessions Court under M.F.P. Act and the matter has been listed for further hearing. NCSI has assessed such liability to be remote and accordingly, as per the Company there is no adjustment required in the standalone financial statements for the year ended March 31, 2023.



Nuvama Wealth Management Limited (Formerly known as Edelweiss Securities Limited)

Notes to the standalone financial statements for the year ended March 31, 2023 (Continued)

(Currency Indian rupees in million)

2.7 Property, plant and equipment

Description of Assets	Gross Block			Accumulated Depreciation and Impairment			Net Block	
	As at April 01, 2021	Additions during the year	Deductions / Adjustments during the year	As at March 31, 2022	As at April 01, 2021	For the year	Deductions during the year	As at March 31, 2022
Building *	662.56	33.03	-	695.59	37.43	49.08	-	86.51
Leasehold improvements	8.47	3.86	7.11	5.22	5.51	0.58	4.24	1.85
Furniture and fixtures	3.78	1.01	0.97	3.82	1.36	0.56	0.14	1.78
Vehicles	12.15	-	8.23	3.92	8.64	0.62	5.86	3.40
Office equipment	10.17	0.66	4.91	5.92	7.03	1.29	4.25	4.07
Computers	302.77	63.19	21.99	348.97	194.52	128.89	19.04	304.37
Right of use	19.96	-	19.96	-	19.70	-	19.70	-
Total	1,019.86	101.75	63.17	1,058.44	274.19	181.02	53.23	401.98

2.8 Intangible assets

Description of Assets	Gross Block			Accumulated Amortisation and Impairment			Net Block	
	As at April 01, 2021	Additions during the year	Deductions / Adjustments during the year	As at March 31, 2022	As at April 01, 2021	For the year	Deductions during the year	As at March 31, 2022
Software	651.40	30.91	72.39	609.92	328.07	140.38	71.38	396.07
Total	651.40	30.91	72.39	609.92	328.07	140.38	72.38	213.85

*During FY 2020-21 Nuvama Clearing Services Limited (Formerly known as Edelweiss Custodial Services Limited) (NCSL), a wholly owned subsidiary of the Company, had challenged an order by an investigating agency marking lien on its Clearing Bank account before the 47th Additional Chief Metropolitan Magistrate Court, Mumbai. Since the investigation against the trading member, for which NCSL was a clearing member, was under process, the Court contended that it had no objection to setting aside the lien order issued by investigating agency, upon NCSL providing an undertaking to keep sufficient assets unencumbered amounting to Rs. 4,606.90 million. NCSL had then provided an undertaking to keep the assets (Bidding) amounting to Rs. 662.56 million belonging to the Company unencumbered. The Hon'ble Court had set aside the lien order. The original Misc. Application filed by NCSL before 47th Additional Chief Metropolitan Magistrate's Court at Esplanade, Mumbai has now been transferred to the City Civil & Sessions Court under M.P.D. Act and the matter has been listed for further hearing. NCSL has assessed such liability to be remote and accordingly, as per the Company there is no adjustment required in the standalone financial statements for the year ended March 31, 2022.



2.9 Intangible assets under development

As at March 31, 2023	Amount in intangible assets under development for a period of				Total
	Less than 1 year	1-2 years	2-3 years	More than 3 years	
Project in Progress	6.93	-	-	-	6.93
Total	6.93	-	-	-	6.93

As at March 31, 2022	Amount in intangible assets under development for a period of				Total
	Less than 1 year	1-2 years	2-3 years	More than 3 years	
Project in Progress	17.22	-	-	-	17.22
Total	17.22	-	-	-	17.22

	As at March 31, 2023	As at March 31, 2022
2.10 Other non-financial assets (Unsecured Considered good, unless stated otherwise)		
Input tax credit	15.80	26.38
Other deposits	-	6.17
Contribution to gratuity fund (net)	18.75	6.15
Prepaid expenses	73.66	47.68
Vendor Advances	102.14	29.76
Capital advance	-	66.92
Advances to others	467.48	467.48
Employee Advances	1.31	1.11
	<u>679.14</u>	<u>651.65</u>

2.11 Trade Payables

As at March 31, 2023	Outstanding for following periods from date of transaction					Total
	Unbilled	Less than 1 year	1-2 years	2-3 years	More than 3 years	
Particulars						
(i) MSME	34.55	4.58	-	-	-	39.13
(ii) Others	384.64	1,265.75	0.62	0.27	1.72	1,653.00
(iii) Disputed dues-MSME	-	-	-	-	-	-
(iv) Disputed dues-Others	-	-	-	-	-	-
Total	419.19	1,270.33	0.62	0.27	1.72	1,692.13

As at March 31, 2022	Outstanding for following periods from date of transaction					Total
	Unbilled	Less than 1 year	1-2 years	2-3 years	More than 3 years	
Particulars						
(i) MSME	30.99	0.41	-	-	-	31.40
(ii) Others	281.69	1,478.57	1.63	1.03	1.70	1,764.62
(iii) Disputed dues-MSME	-	-	-	-	-	-
(iv) Disputed dues-Others	-	-	-	-	-	-
Total	312.68	1,478.98	1.63	1.03	1.70	1,796.02


Trade Payables includes ₹ 39.13 million (Previous year: ₹ 31.40 million) payable to "Suppliers" registered under the Micro, Small and Medium Enterprises Development Act, 2006. No interest has been paid / is payable by the Company during the year to "Suppliers" registered under this Act. The aforementioned is based on the responses received by the Company to its inquiries with suppliers with regard to applicability under the said Act.



(Currency Indian rupees in million)

	As at March 31, 2023	As at March 31, 2022
2.12 Borrowings (other than debt securities)		
Accrued interest on loan (repayable on demand) (Interest rate ranging from 9.84% to 10.74%)	3.26	-
	<u>3.26</u>	<u>-</u>
2.13 Debt securities		
<i>Unsecured</i>		
Commercial paper	3,205.00	-
Less: Unamortised discount	(53.01)	-
	<u>3,151.99</u>	<u>-</u>
Maturity profile of Debt Securities		
Maturity Date	Rate of Interest	Maturity Value
Apr-23	8.25% - 9.00%	600.00
May-23	7.80% - 9.10%	355.00
June-23	9.00%	1,500.00
July-23	7.55% - 9.00%	550.00
Nov-23	7.85%	200.00
Total Face Value		3,205.00
Less: Unamortised discount		(53.01)
Net Outstanding		3,151.99
2.14 Other financial liabilities		
Other payables	10.80	15.78
Payable on account of composite scheme of arrangement*	-	1,022.44
Margin money		
Payable to client	1.00	0.79
Others		
Accrued salaries and benefits	467.26	467.58
Payable to exchange / clearing house (net)	0.01	75.73
Deposits from sub-brokers	0.06	0.06
Retention money payable	0.20	0.59
Lease Liability	706.88	-
	<u>1,186.21</u>	<u>1,582.97</u>
2.15 Current tax liabilities (net)		
Provision for taxation (net of advance tax & TDS Assets Nil, previous year March 31, 2022 ₹ 123.01 million)	-	41.13
	<u>-</u>	<u>41.13</u>
2.16 Provisions		
Provision for employee benefits		
Compensated leave absences	13.57	11.65
	<u>13.57</u>	<u>11.65</u>

* Bank balances amounting to ₹ 1,022.44 million in FY 2021-22 pertains to Asset Management Business undertaking demerged from the Company into Edelweiss Securities And Investments Private Limited (ESIPL). Since the said amount does not pertain to the Company, a liability of equivalent amount is created in schedule 2.14 as 'Payable on account of composite scheme of arrangement'. Subsequently, on April 25, 2022 the Company has transferred the aforementioned amount to ESIPL pursuant to the Composite



(Currency Indian rupees in million)

	As at March 31, 2023	As at March 31, 2022
2.17		
Deferred tax (assets)/ liabilities (net)		
Deferred tax assets		
Trade & other receivable		
Provision for expected credit losses	20.15	2.32
Property, plant and equipment and intangibles		
Difference between book and tax depreciation (including intangibles)	63.16	33.38
Employee benefit obligations		
Provision for leave accumulation	3.11	2.62
Provision for deferred bonus	6.38	-
Others		
Disallowances under section 35DD of the Income Tax	8.97	-
Right to use assets	18.45	-
Sub total (A)	<u>120.22</u>	<u>38.32</u>
Deferred tax liabilities		
Property, plant and equipment and intangibles		
Revaluation of Property, plant, equipment	102.74	108.49
Investments and other financial instruments		
Fair valuation of investments	2.30	2.43
Borrowings		
Unamortised loan origination costs - EIR on borrowings	0.50	-
Sub total (B)	<u>105.54</u>	<u>110.92</u>
Total (B - A)	<u>(14.68)</u>	<u>72.60</u>
2.18		
Other non-financial liabilities		
Income received in advance	110.80	22.85
Others		
Statutory liabilities*	115.66	105.81
Others	3.29	3.71
	<u>229.75</u>	<u>133.37</u>

* Includes withholding taxes, other taxes payable



(Currency Indian rupees in million)

2.19 Equity share capital	As at March 31, 2023		As at March 31, 2022	
	No of shares	Amount	No of shares	Amount
Authorised :				
Equity shares of ₹ 10 each	79,95,40,000	7,995.40	79,95,40,000	7,995.40
Preference shares of ₹ 10 each	4,60,000	4.60	4,60,000	4.60
Preference shares of ₹ 1000 each	1,20,00,000	12,000.00	1,20,00,000	12,000.00
	81,20,00,000	20,000.00	81,20,00,000	20,000.00
Issued, Subscribed and Paid up:				
Equity shares of ₹ 10 each	3,50,56,255	350.56	3,47,26,823	347.27
Less : Share suspense account		-		(175.56)
	3,50,56,255	350.56	3,47,26,823	171.71

Note:

Share suspense account represents cancellation of Equity shares of the Company held by Edelweiss Global Wealth Management Limited pursuant to the composite scheme of arrangement (Refer note 2.54).

A. Reconciliation of number of Equity shares :

	As at March 31, 2023		As at March 31, 2022	
	No of shares	Amount	No of shares	Amount
Equity share capital				
Balance at the beginning of the year	3,47,26,823	347.27	3,47,26,823	347.27
Equity shares to be issued pursuant to the composite scheme of arrangement (Refer note 2.54)*	100	0.00	-	-
Cancellation of equity shares pursuant to composite scheme of arrangement (Refer note 2.54)	(1,75,55,986)	(175.56)	-	-
Conversion of CCDs into equity shares during the year	1,78,71,263	178.71	-	-
Equity shares issued for ESOPs exercised by employees	14,055	0.14	-	-
Balance at the end of the year - A	3,50,56,255	350.56	3,47,26,823	347.27
Share suspense account				
Balance at the beginning of the year	1,75,55,886	175.56	1,75,55,986	175.56
Cancellation of equity shares pursuant to composite scheme of arrangement (Refer note 2.55)	(1,75,55,986)	(175.56)	-	-
Equity shares issued pursuant to the composite scheme of arrangement (refer note 2.55) *	100	0.00	-	-
Equity shares issued pursuant to the composite scheme of arrangement (refer note 2.55) *	-	-	(100)	(0.00)
Balance at the end of the year - B	-	-	1,75,55,886	175.56
Net (A - B)	3,50,56,255	350.56	1,71,70,937	171.71

* Amount is less than ₹ 0.01 million.

Note:

- The Company had issued 100 equity shares of Rs 10 each on April 27, 2022 to Edelweiss Financial Services Limited as a consideration for transfer of Wealth Management Business Undertaking to the Company (Refer note 2.54).
- 17,555,986 equity shares of Rs 10 each held by Edelweiss Global Wealth Management Limited in the Company had been extinguished and cancelled on April 26, 2022 (Refer note 2.54).
- On May 10, 2022, the Company had issued 17,871,263 equity shares of Rs. 10 each on account of conversion of its entire Compulsorily convertible debentures of Rs. 22,439.88 million.

B. Terms/rights attached to equity shares :

The Company has only one class of Equity shares having a par value of ₹ 10 per share. Each holder of Equity shares is entitled to one vote per share held. In the event of liquidation of the Company, the equity shareholders will be entitled to receive the remaining assets of the Company, after distribution of all preferential amounts, if any, in proportion to the number of Equity shares held by the shareholders.

C. Shares held by holding/ultimate holding company and/or their subsidiaries/associates:

	As at March 31, 2023		As at March 31, 2022	
	No of shares	% holding	No of shares	% holding
Ultimate Holding Company				
PAGAC Ecstasy Pte. Ltd (including shares held by the nominees)	-	-	18,36,082	5.29%
Holding Company				
PAGAC Ecstasy Pte. Ltd (including 4 shares held by the nominees)	1,93,92,068	55.32%	-	-
Edelweiss Global Wealth Management Limited*	-	-	1,75,55,986	50.55%
Others				
Asia Pragati Strategic Investment Fund	3,15,277	0.90%	-	-
	1,97,07,345	56.22%	1,93,92,068	55.84%



(Currency Indian rupees in million)

2.19 Equity share capital (Continued)

D. Details of shares held by shareholders holding more than 5% of the aggregate shares in the Company :

	As at March 31, 2023		As at March 31, 2022	
	No of shares	% holding	No of shares	% holding
Ultimate Holding Company				
PAGAC Ecstasy Pte. Ltd (including shares held by the nominees)	-	-	18,36,082	5.29%
Holding Company				
PAGAC Ecstasy Pte. Ltd (including 4 shares held by the nominees)	1,93,92,068	55.32%	-	-
Edelweiss Global Wealth Management Limited*	-	-	1,75,55,986	50.55%
Others				
Edelweiss Financial Services Limited	1,05,12,660	29.99%	1,35,00,300	38.88%
Edel Finance Company Limited	18,34,455	5.23%	18,34,455	5.28%
ECap Equities Limited(formerly known as Edel Land Limited)	29,87,740	8.52%	-	-
	3,47,26,923	99.06%	3,47,26,823	100.00%

E. Details of shares held by Promoters :

For the financial year 2022-23

	As at March 31, 2023		Change during the year	% change during the year
	No of shares	% holding		
PAGAC Ecstasy Pte. Ltd (including shares held by the nominees)	1,93,92,068	55.32%	1,75,55,986	50.03%
Edelweiss Global Wealth Management Limited*	-	-	(1,75,55,986)	-50.03%
	1,93,92,068	55.32%	-	0.00%

For the financial year 2021-22

	As at March 31, 2022		Change during the year	% change during the year
	No of shares	% holding		
PAGAC Ecstasy Pte. Ltd (including shares held by the nominees)	18,36,082	5.29%	(18,34,455)	(5.29)%
Edelweiss Global Wealth Management Limited*	1,75,55,986	50.55%	-	-
	1,93,92,068	55.84%	(18,34,455)	(5.29)%

*Pursuant to the Composite scheme of arrangement, Equity Shares held by Edelweiss Global Wealth Management Limited have been cancelled on April 26, 2022 post giving effect of the Demerger of Wealth Management Business Undertaking into the Company basis effective date of accounting under Appendix C of IND AS 103 (Business Combinations of entities under common control) i.e. March 25, 2021 (refer note 2.54).

2.20 Instruments entirely equity in nature

A. Issued, Subscribed and Paid up:

	As at March 31, 2023		As at March 31, 2022	
	No of CCDs	Amount	No of CCDs	Amount
0.001% compulsorily convertible debentures of ₹ 1,000 each, fully paid-up (CCDs)	-	-	2,24,39,875	22,439.88
	-	-	2,24,39,875	22,439.88

B. Reconciliation of number of CCDs

	As at March 31, 2023		As at March 31, 2022	
	No of CCDs	Amount	No of CCDs	Amount
Balance at the beginning of the year	2,24,39,875	22,439.88	2,24,39,875	22,439.88
Extinguishment of CCDs pursuant to composite scheme of arrangement	(2,20,44,000)	(22,044.00)	-	-
Issue of CCDs during the year pursuant to composite scheme of arrangement	2,20,44,000	22,044.00	-	-
Conversion of CCDs into equity shares during the year	(2,24,39,875)	(22,439.88)	-	-
Balance at the end of the year	-	-	2,24,39,875	22,439.88

Note:

- Pursuant to the Composite scheme of arrangement, 22,044,000 CCDs held by PAGAC Ecstasy Pte Ltd (PAG) in Edelweiss Global Wealth Management Limited (EGWML) have been demerged from EGWML into the Company. On April 27, 2022, the Company has reissued 22,044,000 CCDs to PAG in lieu of CCDs held by PAG in EGWML.
- Further, on May 10, 2022 the Company has converted entire 22,439,875 CCDs into 17,871,263 Equity shares of Rs. 10 each thereby crediting Equity Share Capital by Rs 178.71 million and Securities Premium by Rs. 22,261.16 million.



Nuvama Wealth Management Limited (formerly known as Edelweiss Securities Limited)

Notes to the standalone financial statements for the year ended March 31, 2023 (Continued)

(Currency Indian rupees in million)

2.21 Other equity	As at March 31, 2023	As at March 31, 2022
a) Share application money pending allotment	1.02	-
b) Capital reserve (refer note 2.55)	500.00	500.00
c) Capital redemption reserve	2.70	2.70
d) Securities premium reserve	27,206.56	4,923.02
e) General reserve	109.41	109.41
f) Revaluation reserve	305.29	324.12
g) Deemed capital contribution - ESOP	138.30	138.30
h) ESOP reserve	334.64	105.79
i) Retained earnings	(12,683.10)	(12,796.70)
	15,914.82	(6,693.36)

Nature and purpose of reserve

- a) **Share Application Money Pending Allotment**
Share application money pending allotment represents the amount received on exercise of ESOP application on which allotment is not yet made.
- b) **Capital Reserve**
Capital reserve represents the gains of capital nature which is not freely available for distribution.
- c) **Capital Redemption Reserve**
The Company has recognised capital redemption reserve on redemption of Redeemable preference shares.
- d) **Securities Premium Reserve**
Securities premium reserve is used to record the premium on issue of shares. The reserve can be utilised only for limited purposes in accordance with the provisions of the Companies Act, 2013.
- e) **General Reserve**
Under the erstwhile Companies Act 1956, general reserve was created through an annual transfer of net income at a specified percentage in accordance with applicable regulations. This reserve can be utilised only in accordance with the specific requirements of Companies Act, 2013.
- f) **Revaluation Reserve**
The revaluation reserve relates to the revaluation of class of asset (i.e. building)
- g) **Deemed Capital Contribution - ESOP**
Deemed capital contribution relates to share options granted to eligible employees of the Company by the Edelweiss Financial Services Limited, erstwhile parent company, under its employee share option plan.
- h) **ESOP Reserve**
The employee stock options reserve represents reserve in respect of equity settled share options granted to the employees of the Company.
- i) **Retained Earnings**
Retained earnings comprises of the Company's undistributed earnings after taxes.



Nuvama Wealth Management Limited (formerly known as Edelweiss Securities Limited)

Notes to the standalone financial statements for the year ended March 31, 2023 (Continued)

(Currency Indian rupees in million)

2.21 Other equity (Continued)	As at March 31, 2023	As at March 31, 2022
B. Movement in other equity		
a) Share Application Money Pending Allotment	-	-
Add : Additions during the year	<u>1.02</u>	<u>-</u>
	1.02	-
b) Capital Reserve - Opening Balance	500.00	-
Add : Additions pursuant to composite scheme of arrangement (refer note 2.55)	<u>-</u>	<u>500.00</u>
	500.00	500.00
c) Capital Redemption Reserve - Opening Balance	2.70	2.70
Add : Additions during the year	<u>-</u>	<u>-</u>
	2.70	2.70
d) Securities Premium Reserve - Opening Balance	4,923.02	4,923.02
Add : Addition on conversion of CCDs (refer note 2.20)	22,261.16	-
Add : Premium received on issue of equity shares	18.11	-
Add : Transfer from ESOP reserve on exercise of ESOPs	<u>4.27</u>	<u>-</u>
	27,206.56	4,923.02
e) General Reserve - Opening Balance	109.41	109.41
Add : Additions during the year	<u>-</u>	<u>-</u>
	109.41	109.41
f) Revaluation Reserve - Opening Balance	324.12	343.12
Less : Transfer to retained earnings	<u>(18.83)</u>	<u>(19.00)</u>
	305.29	324.12
g) Deemed Capital Contribution - ESOP - Opening Balance	138.30	138.30
Add : Additions during the year	<u>-</u>	<u>-</u>
	138.30	138.30
h) ESOP Reserve - Opening Balance	105.79	-
Less : Transfer to securities premium on exercise of ESOPs	<u>(4.27)</u>	<u>-</u>
Add : Additions during the year	<u>233.12</u>	<u>105.79</u>
	334.64	105.79
i) Retained Earnings		
Opening Balance	(12,796.70)	(13,339.59)
Adjustment of share based payments on lapses /cancellation	34.07	121.51
Reduction on account of composite scheme of arrangement (refer note 2.55)	-	(1,473.13)
Add: Profit for the year	62.98	1,879.41
Add: Other comprehensive income for the year	(2.28)	(3.90)
Add: Transfer from revaluation reserve	<u>18.83</u>	<u>19.00</u>
Amount available for appropriation	<u>(12,683.10)</u>	<u>(12,796.70)</u>
Total	<u>15,914.82</u>	<u>(6,693.36)</u>



(Currency Indian rupees in million)

	For the year ended March 31, 2023	For the year ended March 31, 2022
2.22 Fee and commission income		
Income from securities broking	2,120.13	2,389.20
Advisory and other fees	1,093.01	1,101.23
	<u>3,213.14</u>	<u>3,490.43</u>
2.22A Service transferred at a point in time	2,942.88	3,233.30
Service transferred over time	270.26	257.13
	<u>3,213.14</u>	<u>3,490.43</u>
2.23 Interest income		
On financial assets measured at amortised cost		
Interest on deposits with Banks	149.21	65.24
Other interest income	26.49	50.26
	<u>175.70</u>	<u>115.50</u>
2.24 Dividend income		
Dividend on stock in trade	0.01	-
Dividend from Subsidiary Companies	115.84	-
	<u>115.85</u>	<u>-</u>
2.25 Other income		
Profit on sale of fixed assets (net)	1.30	-
Interest on Income tax refund	3.17	-
Corporate cost allocation income	341.88	197.61
Rental income	86.17	10.61
Miscellaneous income	4.97	4.04
	<u>437.49</u>	<u>212.26</u>
2.26 Net loss on fair value changes		
Loss on error trade (net)	(6.71)	(7.70)
Fair value gain/(loss) on investment measured at FVTPL	(0.51)	9.76
On financial instruments designated at fair value through profit or loss		
Loss on sale of other financial instruments	-	(2.95)
Total Net loss on fair value changes	<u>(7.22)</u>	<u>(0.89)</u>
Fair Value changes:		
Realised gain/(loss)	(6.65)	(10.56)
Unrealised gain/(loss)	(0.57)	9.67
Total	<u>(7.22)</u>	<u>(0.89)</u>



(Currency Indian rupees in million)

	For the year ended March 31, 2023	For the year ended March 31, 2022
2.27 Employee benefit expenses		
Salaries and wages	1,438.87	1,422.80
Contribution to provident and other funds (refer note 2.34)	57.48	56.44
Expense on share based payments - refer note below	144.31	68.85
Staff welfare expenses	32.18	23.91
	<u>1,672.84</u>	<u>1,572.00</u>

Note:

- 1) Nuvama Wealth Management Limited (formerly known as Edelweiss Securities Limited) has granted Employee Stock Option Plans ("ESOP") to the Group's employees on an equity-settled basis. The Company has recognised share based payment expenses of ₹ 116.12 million & ₹ 51.61 million for the year ended March 31, 2023 and for the year ended March 31, 2022 respectively, based on fair value as on the grant date calculated as per option pricing model. (refer note 2.42).
- 2) Edelweiss Financial Services Limited ("EFSL") an entity exercising significant influence over the Company (upto March 30 2023), has granted ESOP/Stock appreciation rights option to acquire equity shares of EFSL that would vest in a graded manner to Company's employees. Based on policy / arrangement, EFSL has charged the fair value of such stock options, and Company has accepted such cross charge and accordingly recognised the same under the employee cost.

2.28 Finance costs

At amortised cost

Interest on borrowings (other than debt securities)	83.62	51.82
Interest on debt securities	173.81	-
Financial and bank charges	18.12	61.62
Interest on Lease Liability	32.36	-
Other interest expenses	0.67	4.92
	<u>308.58</u>	<u>118.36</u>

2.29 Impairment on financial instruments

At amortised cost

On trade receivables	5.25	(5.19)
On other financial instruments	66.68	2.00
	<u>71.93</u>	<u>(3.19)</u>



(Currency Indian rupees in million)

	For the year ended March 31, 2023	For the year ended March 31, 2022
2.30 Other expenses		
Advertisement and business promotion (refer note 2.41)	52.21	19.74
Auditor's remuneration (refer note below)	10.69	10.78
Commission and brokerage	113.24	203.89
Communication	158.74	181.05
Directors' sitting fees	1.40	0.88
Insurance	16.83	11.09
Legal and professional fees	220.85	231.14
Printing and stationery (refer note 2.41)	3.54	0.09
Rates and taxes	2.09	0.49
Rent (refer note 2.37 and 2.41)	67.85	72.58
Repairs and maintenance	7.55	0.08
Electricity charges (refer note 2.41)	6.77	14.11
Foreign exchange loss (net)	9.18	9.83
Computer & Computer Software expenses (refer note 2.41)	194.64	282.82
Corporate social responsibility (refer note 2.52)	2.50	3.35
Donation	0.85	-
Clearing & custodian charges	85.45	88.73
Loss on sale of property, plant and equipment	-	1.08
Membership and subscription	85.25	68.86
Office expenses (refer note 2.41)	7.52	2.69
Goods & Service tax expenses	8.27	7.04
Stamp duty	14.79	24.57
Stock exchange expenses	176.00	143.22
Travelling and conveyance	53.86	24.22
Miscellaneous expenses	14.02	3.79
Outside services cost	25.51	25.30
Commission to Non-Executive Directors	12.50	14.37
	<u>1,352.10</u>	<u>1,445.79</u>
Auditors' remuneration:		
For statutory audit fee	4.90	4.90
For limited review fee	2.13	2.13
For special audit fee	1.58	1.50
For certification work	1.87	1.43
For other(*)	-	0.80
Towards reimbursement of expenses	0.21	0.02
	<u>10.69</u>	<u>10.78</u>

(*) Pertains to audit fee expenses paid / payable to the auditors of the demerged Company EGWML.



Nuvama Wealth Management Limited (formerly known as Edelweiss Securities Limited)

Notes to the standalone financial statements for the year ended March 31, 2023 (Continued)

(Currency Indian rupees in million)

	For the year ended March 31, 2023	For the year ended March 31, 2022
2.31 Income Tax		
The components of income tax expenses for the year ended 31st March, 2023 and 2022 are :		
Current tax	99.86	160.52
Adjustment in respect of income tax of prior years	(4.54)	(175.40)
Deferred tax relating to origination and reversal of temporary differences	(87.28)	(28.46)
Total tax charge	8.04	(43.34)
Current tax	95.32	(14.88)
Deferred tax	(87.28)	(28.46)
2.31a Reconciliation of total tax charge		
Accounting profit before tax as per financial statements	71.02	1,836.07
Tax rate (in percentage)	25.17%	25.17%
Income tax expenses for current period as per above rate	17.87	462.10
Adjustment in respect of current income tax of prior years	(4.54)	(175.40)
Non-deductible expenses Corporate social responsibility & etc.	1.50	0.65
Non-deductible expenses: Impairment of investment	-	(370.76)
Deductible expenses Bonus & capital expenditure u/s 35D	(9.71)	(1.70)
Loss accounted under composite scheme of arrangement not available to Company *	2.92	41.77
Total	8.04	(43.34)

*To give impact to the Composite scheme of arrangement and in line with IND AS requirements, the Company has recorded net losses of Rs 11.61 million pertaining to the Wealth Management business undertaking in its statement of profit & loss account for the year ended March 31, 2023 (previous year: 165.94 million) (refer note 2.55). However, since the effective date of the said Wealth Management business undertaking is April 26 2022 as per the Composite scheme of arrangement, the said losses will be claimed / accounted for by the Demerged Company in its Income tax Return appropriately.



(Currency Indian rupees in million)

2.31b Components of deferred tax

The following table shows deferred tax recorded in the Balance sheet and changes recorded in the income tax expense:

March 31, 2023	Opening deferred tax asset / (liability)	Recognised in profit or loss	Recognised in other comprehensive income	Recognised directly in equity	Others	Total movement	Closing deferred tax asset / (liability)
Deferred taxes in relation to:							
Property, plant and equipment	(75.11)	35.53	-	-	-	35.53	(39.58)
Trade receivables	0.68	19.47	-	-	-	19.47	20.15
Employee benefits obligations	2.62	6.87	-	-	-	6.87	9.49
Fair valuation of investment	(2.43)	0.13	-	-	-	0.13	(2.30)
Unamortised processing fees	-	(0.50)	-	-	-	(0.50)	(0.50)
ROU asset & lease liability	-	18.45	-	-	-	18.45	18.45
Disallowances under section 35DD of the Income Tax	-	8.97	-	-	-	8.97	8.97
Others	1.64	(1.64)	-	-	-	(1.64)	-
Total	(72.60)	87.28	-	-	-	87.28	14.68

March 31, 2022	Opening deferred tax asset / (liability)	Recognised in profit or loss	Recognised in other comprehensive income	Recognised directly in equity	Others	Total movement	Closing deferred tax asset / (liability)
Deferred taxes in relation to:							
Property, plant and equipment	(105.08)	29.97	-	-	-	29.97	(75.11)
Trade receivables	1.92	(1.24)	-	-	-	(1.24)	0.68
Employee benefits obligations	2.10	0.52	-	-	-	0.52	2.62
Fair valuation of investment	-	(2.43)	-	-	-	(2.43)	(2.43)
Others	-	1.64	-	-	-	1.64	1.64
Total	(101.06)	28.46	-	-	-	28.46	(72.60)



Nuvama Wealth Management Limited (formerly known as Edelweiss Securities Limited)

Notes to the standalone financial statements for the year ended March 31, 2023 (Continued)

(Currency Indian rupees in million)

2.32 In accordance with Indian Accounting Standard 33 on Earnings per share as prescribed under section 133 of the Companies Act, 2013 read with rule 7 of the Companies (Accounts) Rules, 2014, the computation of earnings per share is set out below:

	Particulars	For the year ended March 31, 2023	For the year ended March 31, 2022
(A)	Profit after tax (as per Statement of Profit and Loss)	62.98	1,879.41
	Less: dividend on preference share including dividend distribution tax	-	-
	Net profit for the year attributable to equity shareholders	62.98	1,879.41
(B)	Calculation of weighted average number of equity shares of Rs. 10 each		
	Number of shares outstanding at the beginning of the year	1,71,70,937	1,71,70,837
	Shares issued pursuant to composite scheme of arrangement (refer note 2.55)	-	100
	Issue of shares during the year (Conversion of Compulsorily Convertible Debentures)	1,78,71,263	-
	Shares issued on exercise of ESOP option	14,055	-
	Total number of equity shares outstanding at the end of the year	3,50,56,255	1,71,70,937
	Weighted average number of equity shares outstanding during the year (based on the date of issue of shares)	3,31,35,718	1,71,70,937
(C)	Weighted average number of dilutive potential equity shares	-	1,78,71,263
(D)	Basic earnings per share (In rupees) [A/B]	1.90	109.45
(E)	Diluted earnings per share (in rupees) [A/(B+C)]	1.90	53.63

ESOPs outstanding as at March 31, 2023 and as at March 31, 2022 being anti dilutive in nature have not been considered for computing diluted earnings per share for the year ended March 31, 2023 and March 31, 2022.

Basic earning per share (EPS) is calculated by dividing the net profit for the year attributable to equity holders of the Company by the weighted average number of equity shares outstanding during the year.

Diluted EPS is calculated by dividing the net profit attributable to equity holders of Company (after adjusting for interest on the convertible preference shares (net of tax)) by the weighted average number of equity shares outstanding during the year plus the weighted average number of equity shares that would be issued on the conversion of all the dilutive potential ordinary shares into ordinary shares.



2.33 Segment reporting

The Company's business is organised and management reviews the performance based on the business segments as mentioned below:

During the year ended March 31, 2023, the underlying businesses of the reportable segments, namely 'Agency business' and Holding Company activities/Unallocated were reclassified into 3 new reportable segments, namely 'Wealth Management', 'Capital Markets' and 'Holding Company activities/Unallocated'. The said reclassification of business segments was based on internal review of businesses carried out by the Chief Operating Decision Maker (CODM) post the internal restructuring exercise carried out by the Company. The Managing Director and Chief Executive Officer who is responsible for allocating resources and assessing performance of the operating segments has been identified as the CODM. The Company has now below reportable segments, namely: -

Operating Segment	The business segment comprises
Capital markets	Institutional broking business, debt advisory and clearing services.
Wealth Management	Distribution of financial products and investment advisory .
Holding Company Activities	Income from investment and dividend.

Income for each segment has been specifically identified. Expenditure, assets and liabilities are either specifically identified with individual segments or have been allocated to segments on a systematic basis. Based on such allocations, segment disclosures relating to revenue, results, assets and liabilities have been prepared.

Secondary Segment

Since the business operations of the Company are primarily concentrated in India, the Company is considered to operate only in the domestic segment and therefore there is no reportable geographic segment.

The following table gives information as required under the Indian Accounting Standard -108 on Segment Reporting:

Particulars	For the year ended March 31, 2023	For the year ended March 31, 2022
I Segment revenue		
Capital markets	3,080.68	3,290.62
Wealth Management	710.57	506.31
Holding Company Activities	-	-
Unallocated	150.93	21.26
Total Income	3,942.18	3,818.19
II Segment results (Profit before tax)		
Capital markets	267.03	849.57
Wealth Management	(166.00)	(465.25)
Holding Company Activities	-	1,473.13
Unallocated	(30.01)	(21.38)
Total	71.02	1,836.07
III Segment assets		
Capital markets	7,290.86	4,340.78
Wealth Management	492.21	419.20
Holding Company Activities	14,391.26	14,421.85
Unallocated	367.96	374.13
Total	22,542.29	19,555.97
IV Segment liabilities		
Capital markets	5,158.42	2,238.00
Wealth Management	375.91	241.09
Holding Company Activities	706.88	1,022.44
Unallocated	35.70	136.21
Total	6,276.91	3,637.74



Following table provides details about reclassification adjustments carried out :

Particulars	Amount as per audited financial statements of March 31, 2022	Reclassification adjustments	Reclassified business segments
I Segment revenue			
Agency	3,599.89	(3,599.89)	-
Capital Markets	-	3,290.62	3,290.62
Wealth Management	-	506.31	506.31
Holding Company Activities	218.30	(218.30)	-
Unallocated	-	21.26	21.26
Total Income	3,818.19	-	3,818.19
II Segment results (Profit before tax)			
Agency	343.95	(343.95)	-
Capital Markets	-	849.57	849.57
Wealth Management	-	(465.25)	(465.25)
Holding Company Activities	1,506.55	(33.42)	1,473.13
Unallocated	(14.43)	(6.95)	(21.38)
Total	1,836.07	-	1,836.07
III Segment assets			
Agency	4,893.68	(4,893.68)	-
Capital Markets	-	4,340.78	4,340.78
Wealth Management	-	419.20	419.20
Holding Company Activities	14,358.84	63.02	14,421.86
Unallocated	303.45	70.68	374.13
Total	19,555.97	-	19,555.97
IV Segment liabilities			
Agency	2,407.61	(2,407.61)	-
Capital Markets	-	2,238.00	2,238.00
Wealth Management	-	241.09	241.09
Holding Company Activities	1,025.39	(2.95)	1,022.44
Unallocated	204.74	(68.53)	136.21
Total	3,637.74	-	3,637.74



2.34 Disclosure pursuant to Indian Accounting Standard 19 - Employee Benefits

A) Defined contribution plan (Provident fund and national pension scheme)

Amount of ₹ 48.20 million (Previous year: ₹ 45.81 million) is recognised as expenses in "Employee benefit expenses" – note 2.27 in the statement of profit and loss.

The following tables summarise the components of the net employee benefit expenses recognised in the statement of profit and loss, the funded status and amount recognised in the balance sheet for the gratuity benefit plan.

B) Defined benefit plan (Gratuity)

Expenses recognised in the statement of profit and loss

	For the year ended March 31, 2023	For the year ended March 31, 2022
<i>Service cost</i>		
a. Current service cost	9.88	10.89
b. Past service cost	-	-
c. Loss/ (Gain) from Settlement	-	-
Net interest on net defined benefit liability/ (asset)	(0.65)	(0.42)
Changes in foreign exchange rates	-	-
Employer Expense/ (Income)	9.23	10.47

Net liability/(assets) recognized in the balance sheet

	As at March 31, 2023	As at March 31, 2022
Present value of defined benefit	88.86	98.23
Fair value of plan assets	107.61	104.34
Net (assets)/liability recognized in the balance sheet	18.75	6.11
Of which, Short term provision	-	2.72

Reconciliation of Defined benefit obligation

	As at March 31, 2023	As at March 31, 2022
Present value of DBO at start of the year	98.23	95.88
Transfer In/(Out)	(6.18)	(7.68)
Interest cost	4.96	4.41
Current service cost	9.88	10.89
Benefits paid	(17.96)	(11.73)
Past service cost	-	-
Actuarial (gain)/loss on obligations changes in demographic assumptions	0.65	-
Actuarial (gain)/loss on obligations	(6.26)	(1.49)
Actuarial (gain)/loss on experience of past years	5.54	7.95
Present value of DBO at the end of the year	88.86	98.23

Reconciliation of fair value of the plan assets

	As at March 31, 2023	As at March 31, 2022
Fair value of plan assets at the start of the year	104.34	96.95
Expected return on plan assets	(2.35)	2.56
Contributions by employer	17.96	11.73
Benefits paid	(17.96)	(11.73)
Interest Income on Plan Assets	5.62	4.83
Actuarial (loss)/gain on plan assets	-	-
Fair value of plan assets at the end of the year	107.61	104.34
Actual return on plan assets	3.27	7.40
Expected employer contribution for the coming period	-	-



2.34 Disclosure pursuant to Indian Accounting Standard 19 - Employee Benefits (Continued)

B) Defined benefit plan (Gratuity) (Continued)

Movement in Other Comprehensive Income

	March 31, 2023	March 31, 2022
Balance at start of year (Loss)/ Gain	(0.07)	3.87
Re-measurement on DBO	-	-
a. Actuarial (Loss)/Gain from changes in demographic assumptions	(0.65)	-
b. Actuarial (Loss)/Gain from changes in financial assumptions	6.26	1.49
c. Actuarial (Loss)/Gain from experience over the past years	(5.54)	(7.95)
Re-measurement on Plan Assets	-	-
Return on plan assets excluding amount included in net interest on the net defined benefit liability/ (asset)	(2.35)	2.56
Re-measurement on Asset Ceiling	-	-
Changes in the effect of limiting a net defined benefit asset to the asset ceiling	-	-
Balance at the end of year Loss	(2.35)	(0.03)

Sensitivity Analysis

	March 31, 2023	March 31, 2022
DOB increases / (decreases) by		
1 % Increase in Salary Growth Rate	2.83	3.10
1 % Decrease in Salary Growth Rate	(2.69)	(2.95)
1 % Increase in Discount Rate	(2.67)	(2.97)
1 % Decrease in Discount Rate	2.85	3.18
1 % Increase in Withdrawal Rate	(0.19)	(0.18)
1 % Decrease in Withdrawal Rate	0.19	0.19
Mortality (Increase in expected lifetime by 1 year)*	0.00	0.00
Mortality (Increase in expected lifetime by 3 year)	(1.00)	0.01

* Amount is less than ₹ 0.01 million

Movement in Surplus/ (Deficit)

	March 31, 2023	March 31, 2022
Surplus/ (Deficit) at start of year	6.11	1.07
Net (Acquisition)/ Divestiture	-	-
Net Transfer (In)/ Out	6.18	7.68
Movement during the year	-	-
Current Service Cost	(9.88)	(10.89)
Past Service Cost	-	-
Net interest on net DBO	0.66	0.42
Changes in Foreign Exchange Rates	-	-
Re-measurement	(2.28)	(3.90)
Contributions/ Benefits	17.96	11.73
Surplus / (Deficit) at end of year	18.75	6.11

Experience adjustment

Particulars	As at March 31, 2023	As at March 31, 2022	As at March 31, 2021	As at March 31, 2020	As at March 31, 2019
Defined benefit obligation	88.86	98.23	84.73	83.86	71.23
Fair value of plan assets	107.61	104.34	96.95	79.56	75.03
Surplus/(deficit)	18.75	6.11	(12.22)	(4.30)	3.80
Experience adjustment on plan liabilities: (Gain)/ Loss	5.54	7.95	0.58	(4.58)	1.50

Principal actuarial assumptions at the balance sheet date

	For the year ended March 31, 2023	For the year ended March 31, 2022
Discount rate (p.a.)	7.10%	5.40%
Salary escalation (p.a.)	7.00%	7.00%
Expected return of plan assets (p.a.)	5.40%	5.00%
Withdrawal rate (p.a.)	21.00%	25.00%
Mortality rate	IALM 2012-14 (Ultimate)	IALM 2012-14 (Ultimate)
Expected average remaining working lives of employees	3 years	3 years

The Indian Parliament has approved the Code on Social Security, 2020 which subsumes the Provident Fund and the Gratuity Act and rules there under. The Ministry of Labour and Employment has also released draft rules thereunder on November 13, 2020 and has invited suggestions from stakeholders which are under active consideration by the Ministry. The Group will evaluate the rules, assess the impact if any, and account for the same once the rules are notified and become effective.



Nuvama Wealth Management Limited (formerly known as Edelweiss Securities Limited)

Notes to the standalone financial statements for the year ended March 31, 2023 (Continued)

(Currency Indian rupees in million)

2.35 Maturity analysis of assets and liabilities

The table below shows an analysis of assets and liabilities analysed according to when they are expected to be recovered or settled.

Particulars	March 31, 2023			March 31, 2022		
	Within 12 months	After 12 months	Total	Within 12 months	After 12 months	Total
Financial assets						
Cash and cash equivalents	84.24	-	84.24	747.24	-	747.24
Other bank balances	3,612.67	45.54	3,658.21	2,744.59	5.43	2,750.02
Stock-in-trade*	0.00	-	0.00	0.00	-	0.00
Trade receivables	588.44	-	588.44	491.78	-	491.78
Investments	-	13,193.95	13,193.95	-	12,863.42	12,863.42
Other financial assets	2,172.42	209.91	2,382.33	373.14	498.33	871.47
	6,457.77	13,449.40	19,907.17	4,356.75	13,367.18	17,723.93
Non-financial assets						
Current tax assets (net)	-	193.21	193.21	-	292.86	292.86
Deferred tax assets (net)	-	14.68	14.68	-	-	-
Property, plant and equipment	-	1,604.77	1,604.77	-	656.46	656.46
Intangible assets under development	-	6.93	6.93	-	17.22	17.22
Intangible assets	-	136.39	136.39	-	213.85	213.85
Other non-financial assets	1.31	677.83	679.14	561.82	89.83	651.65
	1.31	2,633.81	2,635.12	561.82	1,270.22	1,832.04
Total assets	6,459.08	16,083.21	22,542.29	4,918.57	14,637.40	19,555.97

Particulars	March 31, 2023			March 31, 2022		
	Within 12 months	After 12 months	Total	Within 12 months	After 12 months	Total
Financial liabilities						
Trade payables	1,692.13	-	1,692.13	1,796.02	-	1,796.02
Borrowings (other than debt securities)	3.26	-	3.26	-	-	-
Debt securities	3,151.99	-	3,151.99	-	-	-
Other financial liabilities	479.27	706.94	1,186.21	1,582.91	0.06	1,582.97
	5,326.65	706.94	6,033.59	3,378.93	0.06	3,378.99
Non-financial liabilities						
Current tax liabilities (net)	-	-	-	-	41.13	41.13
Provisions	-	13.57	13.57	2.91	8.74	11.65
Deferred tax liabilities (net)	-	-	-	-	72.60	72.60
Other non-financial liabilities	103.15	126.60	229.75	133.37	-	133.37
	103.15	140.17	243.32	136.28	122.47	258.75
Total liabilities	5,429.80	847.11	6,276.91	3,515.21	122.53	3,637.74
Net	1,029.28	15,236.10	16,265.38	1,403.36	14,514.87	15,918.23

* Amount is less than ₹ 0.01 million

2.36 Change in liabilities arising from financing activities.

Particulars	April 01, 2022	On account of composite scheme of arrangement	Cash flows	Accrued interest on loan	Conversion into equity	March 31, 2023
Debt securities	-	-	3,124.80	27.19	-	3,151.99
Borrowings other than debt securities	-	-	-	3.26	-	3.26
Total liabilities from financing activities	-	-	3,124.80	30.45	-	3,155.25

Particulars	April 01, 2021	On account of composite scheme of arrangement	Cash flows	Accrued interest on loan	Conversion into equity	March 31, 2022
Borrowings other than debt securities	-	484.83	(484.83)	-	-	-
Total liabilities from financing activities	-	484.83	(484.83)	-	-	-



(Currency Indian rupees in million)

2.37 Contingent liabilities, commitments and lease arrangements

A. Contingent liabilities (to the extent not provided for)

- a) Taxation matters in respect of which appeal is pending ₹ Nil (Previous year: ₹ Nil).
 b) Litigation pending against the Company amounting to ₹ 6.84 million (Previous year: ₹ 6.84 million).

The Company's pending litigations mainly comprise of claims against the Company pertaining to proceedings pending with income tax and other authorities. The Company has reviewed all its pending litigations and proceedings and has adequately provided for where provisions are required and disclosed as contingent liabilities where applicable, in the financial statements. The amount of provisions / contingent liabilities is based on management's estimate, and no significant liability is expected to arise out of the same.

- c) The Company has received demand notices from tax authorities on account of disallowance of expenditure for earning exempt income under Section 14A of Income Tax Act 1961 read with Rule 8D of the Income Tax Rules, 1962. The Company has filed appeal/s and is defending its position. Based on the favourable outcome in Appellate proceedings in the past and as advised by the tax advisors, Company is reasonably certain about sustaining its position in the pending cases, hence the possibility of outflow of resources embodying economic benefits on this ground is remote.
 d) The Company has provided corporate guarantees to banks for securing credit facilities and bank guarantees on behalf of subsidiary companies. Guarantee amount ₹ 24,618.00 million (Previous year: ₹ 5,750.00 million) and utilized amount as on March 31, 2023 is ₹ 21,133.50 million (Previous year: ₹ 4,740.00 million).

B. Capital commitments (to the extent not provided for)

Estimated amount of contracts remaining to be executed on capital account and not provided for ₹ 45.93 million (net of advances) (Previous year: ₹ 87.37 million).
 The Company has sponsor capital commitments (net of investments) ₹ 85.40 million (Previous year ₹ 87.50 million)

C. Lease commitments

The Company has entered into commercial lease for premises.

Measurement of lease liability

Particulars	March 31, 2023	March 31, 2022
Opening Balance	-	-
Transition impact of Ind AS 116	-	-
Addition / (disposal) during the year	767.05	-
Less: Amortisation on Right of Use - leasehold premises	(77.29)	-
Closing Balance	689.76	-

ii) Movement of Lease liability

Particulars	March 31, 2023	March 31, 2022
Opening Balance	-	-
Transition impact of Ind AS 116	-	-
Addition / (disposal) during the year	710.84	-
Add: Accretion of interest	32.36	-
Less: Payment during the year	(36.32)	-
Closing Balance	706.88	-

iii) Other disclosures

Particulars	March 31, 2023	March 31, 2022
Incremental borrowing rate of company (in %)	9.35	-
The leases have an life of between (in years)	5.00	-
The total lease payment for the year (in amount)	36.32	-

iv) minimum lease payments under non-cancellable operating leases as at March 31 are, as follows:

Particulars	March 31, 2023	March 31, 2022
Within one year	158.14	-
After one year but not more than five years	699.02	-
Total	857.16	-



Nuvama Wealth Management Limited (formerly known as Edelweiss Securities Limited)

Notes to the standalone financial statements for the year ended March 31, 2023 (Continued)

(Currency Indian rupees in million)

2.38 Disclosure as required by Indian Accounting Standard 24 – “Related Party Disclosure”, as prescribed under Section 133 of the Companies Act, 2013 read with Rule 7 of the Companies (Accounts) Rules, 2014 :

(A) Names of related parties by whom control is exercised

PAGAC Ecstasy Pte Limited (w.e.f. March 27, 2021) Holding company

(B) Names of related parties who exercise significant influence

Edelweiss Financial Services Limited (w.e.f. March 27, 2021 and upto March 30, 2023)

(C) Subsidiaries/entities which are controlled by the Company

Nuvama Clearing Services Limited (formerly Edelweiss Custodial Services Limited)
Nuvama Financial Services Inc. (Formerly Edelweiss Financial Services Inc.)
Nuvama Financial Services (UK) Limited (formerly Edelweiss Financial Services (UK) Limited)
Nuvama Investment Advisors (Hongkong) Private Limited (formerly Edelweiss Securities (Hongkong) Private Limited)
Nuvama Wealth Finance Limited (formerly Edelweiss Finance & Investments Limited)
Nuvama Asset Management Limited (formerly ESL Securities Limited)
Nuvama Wealth and Investment Limited (formerly Edelweiss Broking Limited)
Nuvama Capital Services (IFSC) Limited (formerly Edelweiss Securities (IFSC) Limited)
Nuvama Investment Advisors Private Limited (formerly Edelweiss Investment Advisors Private Limited)
Pickright Technologies Private Limited (w.e.f. March 9, 2023)

(D) Subsidiaries of entity exercising significant influence with whom the Company has transactions(upto March 30, 2023)

EC Commodity Limited (refer note 2)
ECap Equities Limited (refer note 2)
ECap Equities Limited(formerly known as Edel Land Limited)
ECL Finance Limited
Edel Investments Limited
Edel Land Limited
Edelcap Securities Limited
EdelGive Foundation
Edelweiss Alternative Asset Advisors Limited
Edelweiss Asset Management Limited
Edelweiss Asset Reconstruction Company Limited
Comtrade Commodities Services Limited (formerly known as Edelweiss Comtrade Limited)
Edelweiss Gallagher Insurance Brokers Limited
Zuno General Insurance Limited (formerly known as Edelweiss General Insurance Company Limited)
Nido Home Finance Limited (formerly known as Edelweiss Housing Finance Limited)
Edelweiss Investment Adviser Limited
Edelweiss Retail Finance Limited
Edelweiss Rural & Corporate Services Limited
Edelweiss Securities And Investments Private Limited
Edelweiss Tokio Life Insurance Company Limited

(E) Fellow entity of the ultimate holding Company with whom transactions have taken place during the year

Asia Pragati Strategic Investment Fund



Nuvama Wealth Management Limited (formerly known as Edelweiss Securities Limited)

Notes to the standalone financial statements for the year ended March 31, 2023 (Continued)

(Currency Indian rupees in million)

2.38 Disclosure as required by Indian Accounting Standard 24 – “Related Party Disclosure”, as prescribed under Section 133 of the Companies Act, 2013 read with Rule 7 of the Companies (Accounts) Rules, 2014 (Continued) :

(F) Associate company with whom the Company has transactions

Nuvama Custodial Services Limited (formerly Edelweiss Capital Services Limited)

(G) Key Management Personnel (KMP)

Ms. Anisha Motwani	Independent Director (w.e.f. July 30, 2021)
Mr. Anthony Miller	Non- Executive Director
Mr. Ashish Kehair	Managing Director & CEO (w.e.f. September 21, 2021)
Mr. Aswin Vikram	Non- Executive Director (w.e.f. January 11, 2022)
Mr. Birendra Kumar	Independent Director (w.e.f. November 17, 2021)
Mr. David Kim	Non- Executive Director (upto July 30, 2021)
Mr. Kunnasagaran Chinniah	Independent Director
Mr. Lincoln Pan	Non-executive Director (w.e.f. July 30, 2021 upto November 7, 2022)
Mr. Navtej S. Nandra	Independent Director
Mr. Nikhil Srivastava	Non-executive Director
Mr. Nitin Jain	Managing Director (upto April 7, 2021), Executive Director from April 7, 2021 upto Sept 30, 2021 and CEO – upto Aug 30, 2021
Mr. Pankaj Razdan	Executive Director – (upto April 7, 2021) and Vice Chairman and MD (from April 7, 2021 upto January 11, 2022)
Mr. Ramesh Abhishek	Non-executive Director & Chairman
Mr. Rashesh Shah	Non-executive Director(upto March 17, 2023)
Mr. Shiv Sehgal	Executive Director (w.e.f. January 11, 2022)
Mr. Shivarman Iyer	Chief Financial Officer (upto October 31, 2022)
Mr. Mihir Nanavati	Chief Financial Officer (w.e.f. November 1, 2022)
Mr. Tarun Khurana	Company Secretary (upto April 6, 2021)
Ms. Shirin Patel	Company Secretary (w.e.f. April 7, 2021 and upto December 30, 2021)
Ms. Sonal Tiwari	Company Secretary (w.e.f. December 30, 2021 upto November 29, 2022)
Ms. Pooja Doshi	Company Secretary (w.e.f. May 25, 2023)
Mr. Venkatchalam Ramaswamy	Non-executive Director(upto March 17, 2023)
Ms. Vidya Shah	Non-executive Director(upto February 8, 2023)
Mr. Sujey Subramanian	Non-executive Director (w.e.f. November 7, 2022)

Note:

Edelweiss Financial Services Limited (the “Company” or “EFSL”) along with its subsidiaries holds 43.74% in the equity shares of Nuvama Wealth Management Limited (“NWML”). Till March 30, 2023, EFSL had significant influence over NWML. With effect from March 31, 2023, pursuant to the amendment agreement dated March 9, 2023 made to the amended and restated shareholders’ agreement dated March 18, 2021 between EFSL, Edelweiss Global Wealth Management Limited (“EGWML”), PAGAC Ecstasy Pte Ltd (“PAGAC”) and NWML, the amendment to the articles of association of NWML, EFSL has lost its significant influence as per Ind AS 28 on NWML.



Sr. No	Nature of Transaction	Related Party Name	Financial Year: 2022-23					Financial Year: 2021-22								
			Ultimate holding company	Entities who exercise significant influence over holding company	Subsidiaries/ventures which are controlled by the Group	Subsidiaries of Entity exercising significant influence with whom the Group has transactions	Follow entity of the ultimate holding company	Associate companies with whom the Group has transactions	MEMPs	Ultimate holding company	Entities who exercise significant influence over holding company	Subsidiaries/ventures which are controlled by the Group	Subsidiaries of Entity exercising significant influence with whom the Group has transactions	Follow entity of the ultimate holding company	Associate companies with whom the Group has transactions	MEMPs
		Zuno General Insurance Limited (formerly known as Edelweiss General Insurance Company Limited)				0.02										
		ECap Equities Limited (formerly known as Edel Land Limited)				93.24										
7	Advisory/fees/research fee and Brokerage/commission income received from *	Edel Land Limited **													87.37	
		Edel Land Limited													6.71	
		Nuama Clearing Services Limited (formerly Edelweiss Custodial Services Limited)			65.88											
		Nuama Investment Advisors Private Limited (formerly Edelweiss Investment Advisors Private Limited)			56.01											
		Edel Land Limited **													8.73	
		Edel Land Limited ** (refer note 4)														
		ECI Finance Limited													3.59	
		Edel Land Limited													2.81	
		Edelweiss Securities Limited													2.69	
		Edelweiss Regal Finance Limited													0.03	
		Nuama Wealth Finance Limited (formerly Edelweiss Finance & Investments Limited)			0.02										2.31	
		Edelweiss Holding Finance Limited													0.03	
		Edelweiss Real & Corporate Services Limited													2.56	
		Edelweiss Investment Advisor Limited													0.81	
		Edelweiss IPO ILO Insurance Company Limited													4.68	
		Edelweiss IPO ILO Insurance Company Limited													0.27	
		ECap Equities Limited (formerly known as Edel Land Limited)														
		Zuno General Insurance Limited (formerly known as Edelweiss General Insurance Company Limited)														
10	Branding fees recovered from	Nuama Wealth Finance Limited (formerly Edelweiss Finance & Investments Limited)			8.85										9.09	
		Nuama Wealth and Investment Limited (formerly Edelweiss Broking Limited)			23.61										16.50	
		Nuama Clearing Services Limited (formerly Edelweiss Custodial Services Limited)			4.43										6.09	
		Nuama Asset Management Limited (formerly ES Securities Limited)			0.96										0.50	
11	Branding fees paid to	Edelweiss Financial Services Limited													40.48	
12	Cost reimbursement recovered from	Nuama Wealth and Investment Limited (formerly Edelweiss Broking Limited)			91.26										21.25	
		Edelweiss Alternative Asset Advisors Limited													0.01	
		Nuama Clearing Services Limited (formerly Edelweiss Custodial Services Limited)													2.87	



Sr. No	Nature of Transaction	Related party name	Financial Year 2022-23					Financial Year 2021-22								
			Ultimate holding company	Entities who exercises significant influence over holding company	Subsidiaries/entities which are controlled by the Group	Subsidiaries of Entity exercising significant influence with whom the Group has transactions	Follow entity of the ultimate holding company	Associate companies with whom the Group has transactions	EMPs	Ultimate holding company	Entities who exercises significant influence over holding company	Subsidiaries/entities which are controlled by the Group	Subsidiaries of Entity exercising significant influence with whom the Group has transactions	Follow entity of the ultimate holding company	Associate companies with whom the Group has transactions	KMPs
		Nuverna Wealth and Investment Limited (formerly Edelweiss Broking Limited)			33.06						0.07					
		Edelweiss Alternative Asset Advisors (India) II														
		Nuverna Custodial Services Limited (formerly Edelweiss Capital Services Limited)														
		Edelweiss Financial Services Limited	14.00													
		Edelweiss Investment Advisor Limited			0.11											
		Nuverna Wealth Finance Limited (formerly Edelweiss Finance & Investments Limited)			10.01											
		Nuverna Asset Management Limited (formerly Edelweiss Securities Limited)			7.76											
22	Rent recovered from *	Nuverna Wealth and Investment Limited (formerly Edelweiss Broking Limited)									0.22					
		Nuverna Wealth Finance Limited (formerly Edelweiss Finance & Investments Limited)									0.21					
23	Rent paid to	Edelweiss Rural & Corporate Services Limited													12.93	
		Nuverna Wealth and Investment Limited (formerly Edelweiss Broking Limited)			2.00										2.29	
		Nuverna Clearing Services Limited (formerly Edelweiss Custodial Services Limited)			39.94										35.81	
24	Rent paid to *	Nuverna Clearing Services Limited (formerly Edelweiss Custodial Services Limited)														
		Nuverna Wealth and Investment Limited (formerly Edelweiss Broking Limited)													13.13	
25	Software usage fees received from	Nuverna Wealth and Investment Limited (formerly Edelweiss Broking Limited)			144.31										0.13	
		Nuverna Wealth and Investment Limited (formerly Edelweiss Broking Limited)													98.55	
26	Clearing charges paid to	Nuverna Clearing Services Limited (formerly Edelweiss Custodial Services Limited)			85.44										0.02	
27	Infrastructure Service Charges paid to	Nuverna Clearing Services Limited (formerly Edelweiss Custodial Services Limited)			10.00											
28	Trade Exposure charges paid to	Nuverna Clearing Services Limited (formerly Edelweiss Custodial Services Limited)													89.61	
29	Corporate social responsibility - donation paid to	Edelweiss Foundation														3.75
30	Rating support fees paid to	Edelweiss Rural & Corporate Services Limited														0.03
		Nuverna Wealth Finance Limited (formerly Edelweiss Finance & Investments Limited)			76.82											
		Edelweiss Rural & Corporate Services Limited														51.80

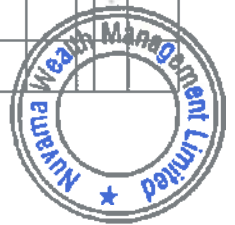



Nuverna Wealth Management Limited (formerly known as Edelweiss Securities Limited)
Notes to the standalone financial statements for the year ended March 31, 2020 (Continued)


(Currency Indian rupees in million)

2.38 Disclosure is required by Indian Accounting Standard 24 - "Related Party Disclosures", as prescribed under Section 133 of the Companies Act, 2013 read with Rule 7 of the Companies (Accounts) Rules, 2014 (Continued).

Sr. No	Nature of Transaction	Related Party Name	Financial Year 2022-23				Financial Year 2021-22				Ultimate holding company	Entities who exercise significant influence over holding company	Subsidiaries which are controlled by the Group	Subsidiaries of Entity exercising significant influence with whom the Group has transactions	Followed by the ultimate holding company	Associative companies with whom the Group has transactions	RMP's	
			Ultimate holding company	Entities who exercise significant influence over holding company	Subsidiaries which are controlled by the Group	Subsidiaries of Entity exercising significant influence with whom the Group has transactions	Ultimate holding company	Entities who exercise significant influence over holding company	Subsidiaries which are controlled by the Group	Subsidiaries of Entity exercising significant influence with whom the Group has transactions								
60	Accrued interest income on margin placed with	Nuverna Clearing Services Limited (formerly Edelweiss Custodial Services Limited)	-	-	-	-	7.98	-	-	-	-	8.65	-	-	-	-	-	
61	Accrued interest expenses on loan taken	Nuverna Wealth Finance Limited (formerly Edelweiss Finance & Investments Limited)	-	-	-	-	3.25	-	-	-	-	-	-	-	-	-	-	
62	Investments in equity shares	Nuverna Wealth Finance Limited (formerly Edelweiss Finance & Investments Limited) Nuverna Asset Management Limited (formerly ESI Securities Limited)	-	-	-	-	6,351.30	-	-	-	-	6,351.10	-	-	-	-	-	
		Nuverna Custodial Services Limited (formerly Edelweiss Capital Services Limited)	-	-	-	-	355.69	-	-	-	-	2,69.60	-	-	-	-	-	
		Nuverna Wealth and Investment Limited (formerly Edelweiss Booking Limited)	-	-	-	-	4,657.95	-	-	-	-	4,657.95	-	-	-	-	269.50	
		Nuverna Clearing Services Limited (formerly Edelweiss Custodial Services Limited)	-	-	-	-	714.78	-	-	-	-	716.78	-	-	-	-	-	
		Nuverna Capital Services (PSC) Limited (formerly Edelweiss Securities (PSC) Limited)	-	-	-	-	137.09	-	-	-	-	137.09	-	-	-	-	-	
		Nuverna Investment Advisors Private Limited (formerly Edelweiss Investment Advisors Private Limited)	-	-	-	-	115.44	-	-	-	-	115.64	-	-	-	-	-	
		Nuverna Financial Services Inc. (formerly Edelweiss Financial Services Inc.)	-	-	-	-	71.67	-	-	-	-	71.67	-	-	-	-	-	
		Nuverna Investment Advisors (Hong Kong) Private Limited (formerly Edelweiss Securities (Hong Kong) Private Limited)	-	-	-	-	119.86	-	-	-	-	119.66	-	-	-	-	-	
		Nuverna Financial Services (UK) Limited (formerly Edelweiss Financial Services (UK) Limited)	-	-	-	-	26.26	-	-	-	-	26.26	-	-	-	-	-	
		Prakash Technology Private Limited	-	-	-	-	290.00	-	-	-	-	-	-	-	-	-	-	
63	Margin placed with	Nuverna Clearing Services Limited (formerly Edelweiss Custodial Services Limited)	-	-	-	-	-	-	-	-	-	-	-	-	-	-	-	
64	Margin payable to	Nuverna Clearing Services Limited (formerly Edelweiss Custodial Services Limited)	-	-	-	-	931.73	-	-	-	-	-	-	-	-	-	-	
65	Trade payables to	Edelweiss Financial Services Limited Nuverna Wealth Finance Limited (formerly Edelweiss Finance & Investments Limited) Edelweiss Rural & Corporate Services Limited Nuverna Wealth and Investment Limited (formerly Edelweiss Booking Limited) Nuverna Clearing Services Limited (formerly Edelweiss Custodial Services Limited) Edelweiss Limited Nuverna Financial Services Inc. (formerly Edelweiss Financial Services Inc.) Nuverna Investment Advisors (Hong Kong) Private Limited (formerly Edelweiss Securities (Hong Kong) Private Limited)	-	-	-	-	10.32	-	-	-	-	41.03	-	-	-	-	-	-
			-	-	-	-	2.77	-	-	-	-	0.23	-	-	-	-	-	
			-	-	-	-	1.76	-	-	-	-	3.02	-	-	-	-	-	
			-	-	-	-	3.03	-	-	-	-	3.49	-	-	-	-	-	
			-	-	-	-	6.67	-	-	-	-	3.10	-	-	-	-	-	



Sr. No	Nature of Transaction	Related Party Name	Financial Year 2022-23						Financial Year 2021-22						
			Ultimate holding company	Subsidiary or entities which are controlled by the Group	Subsidiaries of either party, which are controlled by the Group has transactions	Fellow entity of the ultimate holding company	Assets or companies with whom the Group has transactions	KMPs	Ultimate holding company	Entities who exercise significant influence over holding company	Subsidiaries of the Group which are controlled by the Group	Subsidiaries of Entity exercising significant influence with whom the Group has transactions	Fellow entity of the ultimate holding company	Assets or companies with whom the Group has transactions	KMPs
		Novama Financial Services (UK) Limited (formerly Edelweiss Financial Services (UK) Limited)			3.87					0.59					
		Novama Investment Advisors Private Limited (formerly Edelweiss Investment Advisors Private Limited)			16.52					27.92					
		Novama Asset Management Limited (formerly ES, Securities Limited)			0.03					0.02					
		Edelweiss Asset Reconstruction Company Limited*								0.00					
		Novama Custodial Services Limited (formerly Edelweiss Capital Services Limited)												0.01	
		Edelweiss Rural & Corporate Services Limited (formerly Wealth and Investment Limited (formerly Edelweiss Banking Limited)								0.01				0.02	
		Novama Clearing Services Limited (formerly Edelweiss Custodial Services Limited)													
		Edelweiss Rural & Corporate Services Limited								1.75					
		Edelweiss Financial Services Limited												26.18	
		Edal Investments Limited								0.98					
		Novama Wealth and Investment Limited (formerly Edelweiss Banking Limited)			5.01									0.24	
		Novama Wealth Finance Lancer (formerly Edelweiss Finance & Investment Limited)			0.07					4.92					
		Novama Asset Management Limited (formerly ES, Securities Limited)								2.22					
		Novama Custodial Services Limited (formerly Edelweiss Capital Services Limited)								0.25					
		Novama Clearing Services Limited (formerly Edelweiss Custodial Services Limited)			0.01										
		Edelweiss Financial Services Limited													
		Novama Asset Management Limited (formerly ES, Securities Limited)								2.41					
		Novama Wealth Finance Lancer (formerly Edelweiss Finance & Investment Limited)								0.11					
		Edelweiss Financial Services Limited								0.25					
		Trade receivables from								45.07					
		Novama Wealth Finance Lancer (formerly Edelweiss Finance & Investment Limited)			21.98					20.76				0.00	
		Edelweiss Rural & Corporate Services Limited											0.01		
		Edelweiss Asset Management Limited (formerly ES, Securities Limited)			9.51					1.38					
		Novama Custodial Services Limited (formerly Edelweiss Capital Services Limited)											0.55		
		Novama Wealth and Investment Limited (formerly Edelweiss Banking Limited)			208.47					69.25					0.19
		Edal Land Limited												0.41	



(Currency Indian rupees in million)

2.39 Capital management

The primary objective of the Company's capital management policy is to ensure that the Company complies with externally imposed capital requirements and maintains strong credit ratings and healthy capital ratios in order to support its business and to maximise shareholder value.

The Company manages its capital structure and makes adjustments to it according to changes in economic conditions and the risk characteristics of its activities. In order to maintain or adjust the capital structure, the Company may adjust the amount of dividend payment to shareholders, return capital to shareholders or issue capital securities. No changes have been made to the objectives, policies and processes from the previous years. However, they are under constant review by the Board.

In addition to above, the Company is required to maintain minimum net worth as prescribed by various regulatory authorities. The management ensures that this is complied.

2.40 Foreign currency transactions

The Company has undertaken the following transactions in foreign currency during the year.

	For the year ended March 31, 2023	For the year ended March 31, 2022
Expenditure incurred in foreign currency (on accrual basis)		
Communication	49.59	25.93
Membership & subscription charges	8.26	4.42
Computer & Computer Software expenses	21.34	12.06
Travel	2.22	0.01
Professional fees	130.00	121.39
Commission & brokerage expenses	72.97	62.64
Advertisement and business promotion	14.08	3.37
Finance Cost	0.24	0.22
Other expenses	5.60	0.62
Total	304.30	230.66
Income earned in foreign currency (on accrual basis)		
Advisory and other fees	318.54	121.08
Total	318.54	121.08

2.41 Cost sharing

The Company incurred expenditures like branding fee, senior management cost, technology, rent and administrative cost etc., which is for the common benefit of itself, its subsidiaries and associate. These costs expended are reimbursed by these subsidiaries and associate on the basis of number of employees, actual identifications etc. On the same lines, branch running costs expended (if any) by the Company for the benefit of its subsidiaries and associate are recovered by the Company. Accordingly, and as identified by the management, the expenditure heads in note 2.30 include reimbursements paid and are net of reimbursements received based on the management's best estimate.



(Currency : Indian rupees in million)

2.42 Share based payments

Nuvama Wealth Management Limited has granted Employee Stock Option Plans ("ESOP") under the plan ESOP 2021 to its employees on an equity-settled basis as tabulated below. The ESOPs provide a right to its holders (i.e., Nuvama group employees) to purchase one Nuvama share for each option at a pre-determined strike price on the expiry of the vesting period. The ESOP hence represents an European call option that provides a right but not an obligation to the employees of the Nuvama group to exercise the option by paying the strike price at any time on completion of the vesting period, subject to an outer boundary on the exercise period.

Nuvama Wealth Management Limited, has recognised share based payment expenses for the year ended March 31, 2023 based on fair value as on the grant date calculated as per option pricing model.

ESL has granted stock options on an equity-settled basis as

	ESOP 2021 Plan-A Black-Scholes Model	ESOP 2021 Plan-B Black-Scholes Model	ESOP 2021 Plan-C Monte Carlo Simulation
Date of grant	Varying	Varying	February 1, 2023
Option Type	Equity settled	Equity settled	Equity settled
No. of outstanding options at 31 March 2023	8,32,168	14,48,315	1,64,086
No. of outstanding options at 31 March 2022	7,44,736	12,51,000	Nil
No. of Equity shares represented by an option	1 share for 1 option	1 share for 1 option	1 share for 1 option
Fair Value per option	Varies as per the grant date	Varies as per the grant date	₹ 10.40
Exercise Price	Varies as per the grant date	Varies as per the grant date	1298.40
Vesting Period	2-6 years	2-6 years	4 years
Vesting Conditions	Service period and such other criteria as may be specified in the scheme	Service period and such other criteria as may be specified in the scheme	Performance Based Stock Options
Term of Options	1-5 years	1-5 years	4 years

The ESOPs shall vest as follows subject to vesting conditions:

Duration from grant date	% options vesting ESOP 2021 Plan-A Black-Scholes Model	% options vesting ESOP 2021 Plan-B Black-Scholes Model	% options vesting ESOP 2021 Plan-C Monte Carlo Simulation
365 days from the grant date	15%	15%	
641 days from the grant date	15%	15%	
1007 days from the grant date	20%	15%	Performance Based Stock Options
1372 days from the grant date	25%	25%	100% vesting after 4 years
1737 days from the grant date	25%	30%	

Movement of number of Options for FY 2022-23

Particulars	ESOP 2021 Plan-A Black-Scholes Model		ESOP 2021 Plan-B Black-Scholes Model		ESOP 2021 Plan-C Monte Carlo Simulation	
	No. of options	Weighted average exercise price	No. of options	Weighted average exercise price	No. of options	Weighted average exercise price
Outstanding at the start of the year	7,44,736	1,298.40	12,51,000	1,298.40	-	-
Granted during the year	1,81,559	1,298.40	1,98,315	1,298.40	1,64,086.00	1,298.40
Exercised during the year	13,841	1,298.40	1,000	1,298.40	-	-
Lapsed/ cancelled during the year	80,286	1,298.40	-	-	-	-
Outstanding at the end of the year	8,32,168	1,298.40	14,48,315	1,298.40	1,64,086.00	1,298.40
Exercisable at the end of the year	87,311	1,298.40	1,85,651	1,298.40	-	-

Movement of number of Options for FY 2021-22

Particulars	ESOP 2021 Plan-A Black-Scholes Model		ESOP 2021 Plan-B Black-Scholes Model	
	No. of options	Weighted average exercise price	No. of options	Weighted average exercise price
Outstanding at the start of the year	-	-	-	-
Granted during the year	7,61,872	1,300.00	13,84,160	1,300.00
Exercised during the year	-	-	-	-
Lapsed/ cancelled during the year	17,136	1,300.00	1,33,160	1,300.00
Outstanding at the end of the year	7,44,736	1,300.00	12,51,000	1,300.00
Exercisable at the end of the year	-	-	-	-

Assumptions for Fair Value

	ESOP 2021 Plan-A Black-Scholes Model	ESOP 2021 Plan-B Black-Scholes Model	ESOP 2021 Plan-C Monte Carlo Simulation
Weighted average share price (in ₹)	1298.40	1298.40	1298.40
Weighted average remaining lifetime of options (in years)	3.5 - 7.51 years	1 - 5 years	3.8 years
Expected volatility (% p.a.)	19.12% - 28.83%	19.29% - 29.89%	22.87%
Risk-free discount rate (% p.a.)	5.21% - 7.26%	3.84% - 7.16%	7.04%
Expected dividend yield (% p.a.)	0%	0%	0%



(Currency Indian rupees in million)

2.43 Risk Management framework:-

a) Regulatory controls

Introduction and risk profile

The Company's overall objective is to manage its broking business, and the associated risks, (such as credit risk, liquidity risk, market risk, operational risk etc.) in a manner that balances serving the interests of its customers and investors and protects the safety and soundness of the Company.

The Company is regulated by SEBI & respective exchanges with special focus on trade execution & clearing, client fund/security management, exchange & client reporting etc. The Company strives for continual improvement through efforts to enhance systemic & manual controls, ongoing employee training and development and other measures.

Risk Management Structure

The Company has a well defined risk management process framework for risk identification, assessment and control in order to effectively manage risks associated with the various business activities. The risk function is monitored primarily by the business risk group. At the Company level, there is a 'Global Risk Group' which is responsible for managing the risks arising out of various business activities at a central level.

The Company's multi-level risk management process ensures that the margin monitoring processes withstand market volatility. As a result, the Company follows strict margin call process and limits are set and monitored on an ongoing basis.

The Company's board of directors have overall responsibility for the establishment and oversight of the Company's risk management framework. They are assisted in its oversight role by internal audit. Internal audit undertakes both regular and adhoc reviews of risk management controls and procedures, the results of which are reported to the audit committee.

Risk mitigation and risk culture

The Company's business processes ensure complete independence of functions and a segregation of responsibilities. Client introduction, client on-boarding, credit control processes, centralised operations unit, independent internal auditors for checking compliance with the prescribed policies/processes at each transaction level are all segregated. The Company's risk management processes and policies allow layers of multiple checks and verifications.

b) Approach to capital management

The Company is governed by rules and regulation described by Securities Exchange Board of India (SEBI) and various stock exchanges registered with. As prescribed schedule VI of Securities And Exchange Board of India (Stock - Brokers and Sub - Brokers) Regulations, 1992.

2.44 The Company does not have any long-term contracts including derivative contracts for which there are any material foreseeable losses.



(Currency Indian rupees in million)

2.45 Credit risk

Credit risk arises when a customer or counterparty does not meet its obligations under a customer contract or financial instrument, leading to a financial loss. The Company is exposed to credit risk from its operating activities primarily trade receivables. Company has no significant concentration of credit risk with any counterparty.

The Company's management policy is to closely monitor creditworthiness of counterparties by reviewing their credit ratings, financial statements and press release on regular basis.

The Company's financial assets are subject to the expected credit loss model are only short-term trade and other receivables. All trade receivables are expected to be collected in less than twelve months. Company applies the expected credit loss model for all financial assets and simplified approach for trade receivables for recognition of impairment loss. Expected credit loss allowance based on simplified approach in respect of receivables is computed based on a provision matrix which takes into account historical credit loss experience.

Market risks

Risk which can affect the Company's income or the value of its holdings of financial instruments due to adverse movements in market prices of instrument due to price risk.

Price risk is the risk that the fair value or future cash flows of a financial instrument will fluctuate because of changes in the level of individual investment in prices of financial instruments.

Liquidity Risk:

Liquidity risk is defined as the risk that the Company will encounter difficulty in meeting obligations associated with financial liabilities that are settled by delivering cash or another financial asset. Liquidity risk arises because of the possibility that the Company might be unable to meet its payment obligations when they fall due as a result of mismatches in the timing of the cash flows under both normal and stress circumstances.

Liquidity risk emanates from the mismatches existing on the balance sheet due to differences in maturity and repayment profile of assets and liabilities. These mismatches could either be forced in nature due to market conditions or created with an interest rate view. Such risk can lead to a possibility of unavailability of funds to meet upcoming obligations arising from liability maturities. To avoid such a scenario, the Company ensures maintenance of adequate Liquidity Cushion in the form of Fixed Deposits, Mutual Funds, Cash, G-Sec, etc. These assets carry minimal credit risk and can be liquidated in a very short period of time. Further, the Company has undrawn bank facilities and liquidity support from its holding company.

The Company has obtained below facilities:

Particulars	March 31, 2023	March 31, 2022
Undrawn credit facilities	1,525.00	1,500.00
Intraday credit facilities	5,500.00	-
Liquidity support	6,000.00	6,000.00

Total market risk exposure

Particulars	March 31, 2023			March 31, 2022		
	Carrying amount	Traded risk	Non-traded risk	Carrying amount	Traded risk	Non-traded risk
Assets						
Cash and cash equivalent and other bank balances	3,742.45	-	3,742.45	3,497.26	-	3,497.26
Stock-in-trade*	0.00	-	0.00	0.00	-	0.00
Trade receivable	588.44	-	588.44	491.78	-	491.78
Investments	13,193.95	-	13,193.95	12,863.42	-	12,863.42
Other financial assets	2,382.33	-	2,382.33	871.47	-	871.47
Total	19,907.17	-	19,907.17	17,723.93	-	17,723.93
Liability						
Borrowings (other than Debt Securities)	3.26	-	3.26	-	-	-
Trade payables	1,692.13	-	1,692.13	1,796.02	-	1,796.02
Debt securities	3,151.99	-	3,151.99	-	-	-
Other liabilities	1,186.21	-	1,186.21	1,582.97	-	1,582.97
Total	6,033.59	-	6,033.59	3,378.99	-	3,378.99

* Amount is less than ₹ 0.01 million



(Currency Indian rupees in million)

2.46 Industry wise analysis of risk concentration:

The Company provides broking and research services to various institutional clients. The Company has significant concentration in the financial services industry.

2.47 Collateral held and other credit enhancements

The tables on the following pages show the maximum exposure to credit risk by class of financial asset. They also shows the total fair value of collateral, any surplus collateral (the extent to which the fair value of collateral held is greater than the exposure to which it relates), and the net exposure to credit risk.

March 31, 2023	Maximum exposure to credit risk	Principal type of collateral held
Financial assets		
Cash and cash equivalent and other bank balances	3,742.45	-
Stock-in-trade*	0.00	-
Trade receivables	588.44	-
Investments	13,111.25	-
Other financial assets	2,382.33	-
Total financial assets at amortised cost	19,824.47	-
Investments in AIF	82.70	-
Total financial instruments at fair value through profit or loss	82.70	-
	19,907.17	
Financial guarantee contracts (Utilised amount)	21,133.50	-
Total	41,040.67	-

March 31, 2022	Maximum exposure to credit risk	Principal type of collateral held
Financial assets		
Cash and cash equivalent and other bank balances	3,497.26	-
Stock-in-trade*	0.00	-
Trade receivables	491.78	-
Investments	12,791.25	-
Other financial assets	871.47	-
Total financial assets at amortised cost	17,651.76	-
Investments in AIF	72.17	-
Total financial instruments at fair value through profit or loss	17,723.93	-
Financial guarantee contracts (utilised amount)	4,740.00	-
Total	22,463.93	-

* Amount is less than ₹ 0.01 million



Nuvama Wealth Management Limited (formerly known as Edelweiss Securities Limited)

Notes to the standalone financial statements for the year ended March 31, 2023 (Continued)

(Currency Indian rupees in million)

2.48 Analysis of non-derivative financial liabilities by remaining contractual maturities

The table below summarises the maturity profile of the undiscounted cash flows of the Company's non-derivative financial liabilities as at March 31, 2023 & March 31, 2022.

As at March 31, 2023	Up to 3 months	Between 3 to 6 months	Between 6 months to 1 year	Between 1 to 3 year	More than 3 years	Total
Trade payables	1,692.13	-	-	-	-	1,692.13
Borrowings (other than Debt Securities)	3.26	-	-	-	-	3.26
Debt securities	2,423.30	537.59	191.10	-	-	3,151.99
Other financial liabilities	478.07	1.00	0.20	0.06	706.88	1,185.21
Total undiscounted non-derivative financial liabilities	4,596.76	538.59	191.30	0.06	706.88	6,033.59

As at March 31, 2022	Up to 3 months	Between 3 to 6 months	Between 6 months to 1 year	Between 1 to 3 year	More than 3 years	Total
Trade payables	1,795.02	-	-	-	-	1,795.02
Other financial liabilities	1,581.53	0.79	0.59	0.06	-	1,582.97
Total undiscounted non-derivative financial liabilities	3,377.55	0.79	0.59	0.06	-	3,378.99

Analysis of non-derivative financial assets by remaining contractual maturities

The table below summarises the maturity profile of the undiscounted cash flows of the Company's non-derivative financial assets as at March 31, 2023 & March 31, 2022.

As at March 31, 2023	Up to 3 months	Between 3 to 6 months	Between 6 months to 1 year	Between 1 to 3 year	More than 3 years	Total
Cash and cash equivalent and other bank balances	2,145.25	545.12	1,006.54	45.54	-	3,742.45
Stock-in-trade*	-	-	0.00	-	-	0.00
Trade receivables	531.66	56.78	-	-	-	588.44
Other financial assets	2,167.42	-	5.00	50.03	159.90	2,382.35
Total	4,844.33	601.90	1,011.54	95.57	159.90	6,713.22

As at March 31, 2022	Up to 3 months	Between 3 to 6 months	Between 6 months to 1 year	Between 1 to 3 year	More than 3 years	Total
Cash and cash equivalent and other bank balances	2,865.54	523.89	102.40	5.43	-	3,497.26
Stock-in-trade*	-	-	0.00	-	-	0.00
Trade receivables	465.85	25.93	-	-	-	491.78
Other financial assets	723.14	-	-	54.49	43.84	821.47
Total	4,104.53	549.82	102.40	59.92	43.84	4,860.51

* Amount is less than ₹ 0.01 million



2.49 Financial Assets available as collateral

March 31, 2023	Pledged or collateral	Contractually/ legally restricted assets ¹	Available as collateral	others ²	Total carrying amount
Cash and cash equivalent including bank balance	3,620.08	-	122.37	-	3,742.45
Stock-in-trade*	0.00	-	-	-	0.00
Trade receivables	588.44	-	-	-	588.44
Other financial assets	2,249.98	-	132.35	-	2,382.33
Investments	8,097.00	-	8,156.95	-	13,198.95
Total assets	11,495.50	-	8,411.67	-	19,907.17

* Amount is less than ₹ 0.01 million

Notes:

(i)¹ Represents assets which are not pledged and Company believes it is restricted from using to secure funding for legal or contractual or other reason.

(ii)² Represents assets which are not restricted for use as collateral, but that the Company would not consider readily available to secure funding in the normal course of business.

March 31, 2022	Pledged or collateral	Contractually/ legally restricted assets ¹	Available as collateral	others ²	Total carrying amount
Cash and cash equivalent including bank balance	1,705.65	1,022.44	769.17	-	3,497.26
Stock-in-trade*	0.00	-	-	-	0.00
Trade receivables	491.78	-	-	-	491.78
Other financial assets	779.18	-	92.29	-	871.47
Investments	2,052.42	-	10,811.00	-	12,863.42
Total assets	5,029.03	1,022.44	11,672.46	-	17,723.93

* Amount is less than ₹ 0.01 million

(i)¹ Represents assets which are not pledged and Company believes it is restricted from using to secure funding for legal or contractual or other reason.

(ii)² Represents assets which are not restricted for use as collateral, but that the Company would not consider readily available to secure funding in the normal course of business.

2.50 Fair value measurement

Financial assets by fair value hierarchy

March 31, 2023

Particulars	Total carrying value	Total fair value	Level 1	Level 2	Level 3
Investments - units of AIF & Trust	82.70	82.70	-	82.70	-

March 31, 2022

Particulars	Total carrying value	Total fair value	Level 1	Level 2	Level 3
Investments - units of AIF	72.17	72.17	-	72.17	-



(Currency Indian rupees in million)

2.51 Margin received from clients

Particulars	As at March 31, 2023	As at March 31, 2022
Cash margin	1.00	0.79
Non-cash margin		
- Securities*	9.85	8.64
- Fixed deposits	-	-
- Bank guarantees	-	-
Total non-cash margin	9.85	8.64
Total margin received	10.85	9.43

*Securities received as non-cash margin from clients as collateral are held in the Company's client demat account.

2.52 Corporate Social Responsibility (CSR)

Particulars	For the year ended March 31, 2023	For the year ended March 31, 2022
Gross amount required to be spent by the Company as per the provisions of section 135 of Companies Act, 2013	2.43	3.34
Amount spent (paid in cash)		
i) Construction / acquisition of any assets	-	-
ii) On purpose other than (i) above *	2.50	3.35
Amount unspent (yet to be paid in cash)		
i) Construction / acquisition of any assets	-	-
ii) On purpose other than (i) above	-	-
Amount paid to EdelGive Foundation	2.50	3.35

* The amount spent towards corporate social responsibility as mentioned above has been incurred towards various projects in the area of Community Resilience and Climate Action. (Schedule VII (ii) & (iv) of the Companies Act, 2013)

2.53 Transactions with struck off companies

March 31, 2023

Name of Struck off Company	Nature of transactions with struck-off Company	Balance outstanding	Relationship with the Struck off Company
Nil	NA	-	-

March 31, 2022

Name of Struck off Company	Nature of transactions with struck-off Company	Balance outstanding	Relationship with the Struck off Company
Arihant Capital Markets Limited	Commission & Brokerage Expenses	-	-
Market Hub Stock Broking Pvt Limited	Office Expenses	-	-
PCS Securities Limited	Advisory Fees Income	-	-
Writer Business Services Pvt Limited	Research Services Fees Income	-	-
Shamli Steels Private Limited	Advisory Fees Income	-	-



2.54 Composite scheme of arrangement

The Board of Directors of the Company at its meeting held on April 07, 2021, had approved the Composite scheme of arrangement amongst Nuvama Wealth Management Limited (formerly known as Edelweiss Securities Limited) ("NWML"), Edelweiss Securities And Investments Private Limited ("ESIPL"), Edelweiss Global Wealth Management Limited ("EGWML") and their respective shareholders and creditors, under section 230 to 232 and other applicable provisions of the Companies Act, 2013, which inter-alia envisaged the following:

- (i) Demerger of Asset Management Business Undertaking ("Demerged Undertaking 1" as defined in the Scheme) of the Company into ESIPL.
- (ii) Demerger of Wealth Management Business Undertaking ("Demerged Undertaking 2" as defined in the Scheme) of EGWML into the Company.

The National Company Law Tribunal Bench at Mumbai (Tribunal) has approved the aforementioned scheme vide its order dated March 31, 2022 under the applicable provisions of the Companies Act, 2013. Certified copy of the said order of the Tribunal was received by the Company on April 05, 2022 and filed with the Registrar of Companies on April 22, 2022.

Accordingly, the Board of Directors of the respective companies at its meeting held on April 22, 2022 have decided to give effect to the Scheme in the following manner based on the order of Tribunal:

- (i) Demerger of Asset Management Business with effect from Appointed date April 01, 2021.
- (ii) Demerger of Wealth Management Business Undertaking with effect from Appointed date April 26, 2022.

As per the Scheme, the Company will transfer assets and liabilities of Asset Management Business Undertaking to ESIPL at their respective book values from the appointed date. Also, EGWML will transfer assets and liabilities of Wealth Management Business Undertaking to the Company at their respective book values from the appointed date.

Since the Scheme was sanctioned by the NCLT on March 31, 2022, for the financial year ended March 31, 2022, it was an adjusting event in accordance with IND AS 10. Accordingly, the financial statements for the year ended March 31, 2022 were presented after taking effect of aforementioned demerger considering book value of assets and liabilities of Asset Management Business and Wealth Management Business Undertaking.

Demerger of Asset Management Business of the Company into ESIPL

Assets and Liabilities of Asset Management Business Undertaking as at Appointed date i.e April 01, 2021

Particular	Asset Management Business Undertaking
Financial assets	
Cash and cash equivalents *	1,022.44
Investments	936.08
Total financial assets	1,958.52
Non-financial assets	
Property, plant and equipment	0.01
Total non-financial assets	0.01
TOTAL ASSETS	1,958.53
Non-financial liabilities	
Provisions	0.03
Other non-financial liabilities	485.37
TOTAL LIABILITIES	485.40
NET ASSETS TRANSFERRED	1,473.13

* Bank balances amounting to ₹ 1,022.44 million in FY 2021-22 pertains to Asset Management Business undertaking to be demerged from the Company into Edelweiss Securities And Investments Private Limited (ESIPL). Since the said amount does not pertain to the Company, a liability of equivalent amount is created in schedule 2.15 as 'Payable on account of composite scheme of arrangement'. Subsequently, on April 25, 2022, the Company has transferred the aforementioned amount to ESIPL pursuant to the Composite scheme of arrangement.

The excess of the book value of asset over liabilities of Rs. 1473.13 million have been debited to retained earnings.

Pursuant to the Composite Scheme of Arrangement, ESIPL had issued 456,710 equity shares of Rs 10 each to EGWML and Edelweiss Financial Services Limited, the specified equity shareholders of the Company, as a consideration for transfer of Asset Management Business Undertaking.



2.54 Composite scheme of arrangement (Continued)

Demerger of Wealth Management Business Undertaking of EGWML into the Company

Demerger of Wealth Management Business Undertaking of EGWML into the Company has been accounted under 'Pooling of Interests Method' in accordance with Appendix C of IND AS 103 (Business Combinations of entities under common control). Accordingly comparative financial statements has been restated from March 26, 2021 (the date from which the said business undertaking was in common control with respect to NWML and EGWML).

Assets and Liabilities of Wealth Management Business Undertaking

ASSETS	As on April 26, 2022	As on March 31, 2022	As on March 31, 2021 #
Financial assets			
Cash and cash equivalents	136.54	81.77	-
Trade receivables	18.96	33.61	40.05
Investments	21,576.52	21,576.52	21,576.52
Other financial assets	11.76	43.58	79.61
Total financial assets	21,743.78	21,735.48	21,696.18
Non-financial assets			
Property, plant and equipment	2.21	2.27	5.83
Intangible assets	178.68	187.45	315.52
Other non-financial assets	536.22	536.18	600.47
Total non-financial assets	717.11	725.90	921.82
A. TOTAL ASSETS	22,460.89	22,461.38	22,618.00
LIABILITIES			
Financial liabilities			
Trade payables	8.06	7.41	19.96
Borrowings (other than debt securities)	-	-	484.83
Other financial liabilities	73.32	62.98	48.70
Total financial liabilities	81.38	70.39	553.49
Non-financial liabilities			
Provisions	11.64	11.51	12.19
Other non-financial liabilities	0.40	0.40	8.32
Total non-financial liabilities	12.04	11.91	20.51
B. TOTAL LIABILITIES	93.42	82.30	574.00
C. Instruments entirely equity in nature	22,044.00	22,044.00	22,044.00
D. Loss for the period/year transferred under the Scheme	176.53	164.92	-
E. New equity share capital to be issued *	0.00	0.00	-
CAPITAL RESERVE created on above (A-B-C-D-E)	500.00	500.00	-

* Amount is less than ₹ 0.01 million
As certified by the management

Pursuant to the Composite Scheme of Arrangement and upon the Scheme coming into effect -

- The Company has issued 100 equity shares of Rs 10 each on April 27, 2022 to Edelweiss Financial Services Limited, being equity shareholder of EGWML, as a consideration for transfer of Wealth Management Business Undertaking to the Company.
- 17,555,986 equity shares of Rs 10 each held by EGWML in the Company have been extinguished and cancelled on April 26, 2022.
- The Company has on April 27, 2022 issued 22,044,000 CCDs of Rs. 1,000 each to PAGAC Ecstasy Pte Limited in lieu of 22,044,000 CCDs of Rs. 1,000 held by PAGAC Ecstasy Pte Limited in EGWML.

Following table shows movement on account of cancellation of equity share capital and investments

Particulars	Amount
Cancellation of investments in the Company held by EGWML	21,576.52
Equity share capital to be cancelled	175.56
Securities premium to be cancelled on account of cancellation of above equity shares	5,800.57
Retained earnings to be debited (A-B-C)	15,600.39



(Currency Indian rupees in million)

2.55 Restructuring

During the financial year ended March 31, 2021, the controlling stake in the Company was transferred by its erstwhile ultimate parent, Edelweiss Financial Services Limited ("EFSL"), to Edelweiss Global Wealth Management Limited ("EGWML"), the new parent entity, as a part of the overall transaction consummated with PAGAC Ecstasy Pte. Ltd ("PAG"). PAG had infused Compulsorily Convertible Debentures ("CCDs") in EGWML whereby it acquired interest in relation to the Wealth Management business only.

As a part of the overall restructuring process to enable the transaction:

- the Asset Management business of the Company is carved out to facilitate effective transfer of interest over the Wealth Management business to

- the Company's subsidiary, Edelweiss Custodial Services Limited ("ECSL"), in accordance with the directions of the Securities and Exchange Board of India, has transferred the custodial and designated depository participant services to another entity i.e. Edelweiss Capital Services Limited, in which 51% is held by EFSL and 49% is held by the Company.

- The Board of Directors of the Company, EGWML and Edelweiss Securities and Investments Private Limited ("ESIPL"), have applied for a Composite Scheme of Arrangement under Sections 230 - 232 and other applicable provisions of the Companies Act, 2013 ("Scheme") to the National Company Law Tribunal Bench at Mumbai ("Tribunal") for an envisaged demerger of the Asset Management business (Demerged Undertaking 1, as defined in the Scheme) of the Company into the ESIPL and demerger of the Wealth Management business (Demerged Undertaking 2, as defined in the Scheme) of EGWML into the Company, with Appointed Date for the demergers, as provided in the Scheme.

The Scheme provides for non-reciprocal transfer of the whole undertaking of the Company, which comprises of assets and liabilities, to Edelweiss Securities and Investments Private Limited ("ESIPL"), a wholly owned subsidiary of Edelweiss Financial Services Limited ("EFSL").

Such non-reciprocal transfers are recorded only when they are appropriately authorised and no longer discretionary. In this case, the approval of the Tribunal is required to consider such a transfer and as such the Board of Directors by applying for the Scheme have "proposed" for the transfer. Until such time, the assets and liabilities continue to remain as assets of the Company.

Since the transfer pursuant to the Scheme is non-reciprocal, the Company had impaired the carrying values of Demerged Undertaking 1 pursuant to Ind AS 36 in financial year ended March 31, 2021 and disclosed as an "Exceptional item" amounting the ₹ 1473.13 million in the statement of profit and loss. Subsequently in financial year ended March 31, 2022, consequent to pronouncement of scheme and inline with IND AS requirement, the Company has given effect as per the scheme of arrangement (refer note 2.54). Correspondingly the Company has reversed the aforementioned impairment of demerged undertaking 1 and the same has been disclosed in the statement of profit and loss as an "Exceptional item".

2.56 Events after the reporting period

The Board of Directors of the Company at its meeting held on May 13, 2022, had approved the Scheme of arrangement between Edelweiss Financial Services Limited ("EFSL") and Nuvama Wealth Management Limited (formerly known as Edelweiss Securities Limited) ("NWML") and their respective shareholders and creditors, under section 230 to 232 read with applicable provisions of the Companies Act, 2013, which inter-alia envisaged demerger of Wealth Management Business Undertaking ('Demerged Undertaking' as defined in the Scheme) of EFSL into the Company.

The National Company Law Tribunal Bench at Mumbai (Tribunal) has approved the aforementioned Scheme vide its order dated April 27, 2023 under the applicable provisions of the Companies Act, 2013. Certified copy of the said order of the Tribunal was received by the Company on May 12, 2023 and filed with the Registrar of Companies on May 18, 2023. Accordingly, Effective date of the scheme is May 18, 2023. Consequently, Company will account for the same demerger in its books of accounts in accordance with the provisions of IND AS and Scheme in financial year 2023-24.



(Currency Indian rupees in million)

2.57.1 Ratio Analysis and its elements

Information as required pursuant to Regulation 52 (4) of SEBI (Listing Obligations and Disclosures Requirements) Regulations, 2015.

Particulars	Represent in terms of	Year ended March 31, 2023	Year ended March 31, 2022
1. Debt-equity Ratio (Refer note 1)	times	0.19	-
2. Net worth (Refer note 2)	₹ in million	16,265.38	15,918.23
3. Debt service coverage Ratio (Refer note 3)	times	0.11	4.07
4. Interest service coverage Ratio (Refer note 4)	times	1.26	4.07
5. Outstanding redeemable preference shares (no.of shares)	Nos.	-	-
6. Outstanding redeemable preference shares (including dividend accrued but not due)	₹ in million	-	-
7. Capital redemption reserve	₹ in million	0.27	0.27
8. Debenture redemption reserve	₹ in million	-	-
9. Net profit after tax	₹ in million	62.98	1879.41
10. Earnings per share (Rs.) (Face Value of Rs.10/- each)			
- Basic	per share (Rs.)	1.90	109.45
- Diluted	per share (Rs.)	1.90	53.63
11. Total debt to Total assets (Refer Note 5)	times	0.14	0.00
12. Net profit margin (%) (Refer Note 6)	%	1.60%	10.64%

Note:

- Debt-equity Ratio = Total debt[Debt securities + Borrowings (other than debt securities)]/Net worth
- Net worth = Equity share capital + Instruments entirely equity in nature + Other equity
- Debt Service Coverage Ratio = (Profit before Tax, Exceptional items and Finance cost excluding IND AS 116 impact) / (Finance cost excluding IND AS 116 impact + Principal repayment in next six months)
- Interest Service Coverage Ratio = Profit before Tax, Exceptional items and Finance cost excluding IND AS 116 impact / Finance cost excluding IND AS 116 impact
- Total debt to Total assets = Total debt[Debt securities + Borrowings (other than debt securities)]/ Total assets
- Net profit margin = Net profit for the year excluding exceptional items / Total income
- Current ratio, Long term debt to working capital, Bad Debts to account receivables ratio, Current liability ratio, Debtors turnover, Inventory turnover and Operating margin (%) are not applicable owing to the business model of the company.

2.57.2 The Group has complied with the Rule 3 of Companies (Accounts) Rules, 2014 amended on August 5, 2022 relating to maintenance of electronic books of account and other relevant books and papers. The Group's books of accounts and relevant books and papers are accessible in India at all times and backup of accounts and other relevant books and papers are maintained in electronic mode within India and kept in servers physically located in India on daily basis.



Nuvama Wealth Management Limited (formerly known as Edelweiss Securities Limited)

Notes to the standalone financial statements (Continued)

(Currency Indian rupees in million)

2.58 Additional regulatory information required under (WB) (xvi) of Division III of Schedule III amendment, disclosure of ratios, is not applicable to the Company as it is in broking business and not an NBFC registered under section 45-IA of Reserve Bank of India Act, 1934.

2.59 Other statutory information

- (i) The Company does not have any Benami property, where any proceeding has been initiated or pending against the Company for holding any Benami property.
- (ii) The Company does not have any charges or satisfaction which is yet to be registered with ROC beyond the statutory year.
- (iii) The Company has not traded or invested in Crypto currency or Virtual Currency during the year.
- (iv) The Company has not advanced or loaned or invested funds to any other person(s) or entity(ies), including foreign entities (Intermediaries) with the understanding that the Intermediary shall:
 - (a) directly or indirectly lend or invest in other persons or entities identified in any manner whatsoever by or on behalf of the Company (Ultimate Beneficiaries) or
 - (b) provide any guarantee, security or the like to or on behalf of the Ultimate Beneficiaries.
- (v) The Company has not received any fund from any person(s) or entity(ies), including foreign entities (Funding Party) with the understanding (whether recorded in writing or otherwise) that the Company shall:
 - a. directly or indirectly lend or invest in other persons or entities identified in any manner whatsoever by or on behalf of the Funding Party (Ultimate Beneficiaries) or
 - b. provide any guarantee, security or the like on behalf of the Ultimate Beneficiaries,
- (vi) The Company does not have any transaction which is not recorded in the books of accounts that has been surrendered or disclosed as income during the period in the tax assessments under the Income Tax Act, 1961 (such as, search or survey or any other relevant provisions of the Income Tax Act, 1961)

2.60 Previous year comparatives

Previous year figures have been regrouped and rearranged wherever necessary to confirm to current year's presentation / classification (refer note 2.55).

Signature to notes forming an integral part of the financial statements.

For S.R. Batliboi & Co. LLP
Chartered Accountants
ICAI Firm Registration Number:301003E/E300005



per Shrawan Jalan
Partner
Membership No:102102
Mumbai
May 25, 2023

For and on behalf of the Board of Directors



Ashish Kehair
Managing Director & CEO
DIN: 07789972
Mumbai



Nikhil Kumar Srivastava
Non-Executive Director
DIN: 07308617
Mumbai



Mihir Nanavati
Chief Financial Officer
Mumbai



Aswin Vikram
Non-Executive Director
DIN: 08895013
Mumbai



Pooja Doshi
Company Secretary
Mumbai
May 25, 2023



INDEPENDENT AUDITOR'S REPORT

To the Members of Nuvama Wealth Management Limited (formerly Edelweiss Securities Limited)

Report on the Audit of the Consolidated Financial Statements

Opinion

We have audited the accompanying consolidated financial statements of Nuvama Wealth Management Limited (formerly Edelweiss Securities Limited) (hereinafter referred to as "the Holding Company"), its subsidiaries (the Holding Company and its subsidiaries together referred to as "the Group") and its associate comprising of the consolidated Balance sheet as at March 31, 2023, the consolidated Statement of Profit and Loss, including other comprehensive income, the consolidated Cash Flow Statement and the consolidated Statement of Changes in Equity for the year then ended, and notes to the consolidated financial statements, including a summary of significant accounting policies and other explanatory information (hereinafter referred to as "the consolidated financial statements").

In our opinion and to the best of our information and according to the explanations given to us and based on the consideration of reports of other auditors on separate financial statements and on the other financial information of the subsidiaries and associate, the aforesaid consolidated financial statements give the information required by the Companies Act, 2013, as amended ("the Act") in the manner so required and give a true and fair view in conformity with the accounting principles generally accepted in India, of the consolidated state of affairs of the Group and its associate as at March 31, 2023, their consolidated profit including other comprehensive income, their consolidated cash flows and the consolidated statement of changes in equity for the year ended on that date.

Basis for Opinion

We conducted our audit of the consolidated financial statements in accordance with the Standards on Auditing (SAs), as specified under section 143(10) of the Act. Our responsibilities under those Standards are further described in the 'Auditor's Responsibilities for the Audit of the Consolidated Financial Statements' section of our report. We are independent of the Group and associate in accordance with the 'Code of Ethics' issued by the Institute of Chartered Accountants of India together with the ethical requirements that are relevant to our audit of the financial statements under the provisions of the Act and the Rules thereunder, and we have fulfilled our other ethical responsibilities in accordance with these requirements and the Code of Ethics. We believe that the audit evidence we have obtained is sufficient and appropriate to provide a basis for our audit opinion on the consolidated financial statements.

Key Audit Matters


Key audit matters are those matters that, in our professional judgment, were of most significance in our audit of the consolidated financial statements for the financial year ended March 31, 2023. These matters were addressed in the context of our audit of the consolidated financial statements as a whole, and in forming our opinion thereon, and we do not provide a separate opinion on these matters. For each matter below, our description of how our audit addressed the matter is provided in that context.

We have determined the matters described below to be the key audit matters to be communicated in our report. We have fulfilled the responsibilities described in the Auditor's responsibilities for the audit of the consolidated financial statements section of our report, including in relation to these matters. Accordingly, our audit included the performance of procedures designed to respond to our assessment of the risks of material misstatement of the consolidated financial statements. The results of audit procedures performed by us and by other auditors of components not audited by us, as reported by them in their audit reports



furnished to us by the management, including those procedures performed to address the matters below, provide the basis for our audit opinion on the accompanying consolidated financial statements.

Key audit matters	How our audit addressed the key audit matter
<p>Impairment of financial instruments (expected credit losses) (as described in Note 13, 14, 14A of the financial statements)</p> <p>The accounting policies of the Group for impairment of financial instruments are set out in Note 5.7 to the Consolidated financial statements.</p> <p>The auditors of Nuvama Wealth Finance Limited (formerly known as Edelweiss Finance & Investments Limited) ('NWFL' or 'Subsidiary Company') subsidiary of Holding Company, have reported Impairment of financial instruments (expected credit losses) as a key audit matter as follows:</p> <p>Ind AS 109 – 'Financial Instruments' requires the Subsidiary Company to provide for impairment of its financial assets as at the reporting date using the expected credit loss (ECL) approach. ECL involves an estimation of probability weighted loss on financial instruments over their life, considering reasonable and supportable information about past events, current conditions, and forecasts of future economic conditions which could impact the credit quality of the Subsidiary Company's financial assets (loan portfolio).</p> <p>In the process, a significant degree of judgement has been applied by the management for:</p> <ol style="list-style-type: none"> Staging of financial assets (i.e. classification in 'significant increase in credit risk' ("SICR") and 'default' categories); Grouping of the loan portfolio under homogenous pools in order to determine probability of default on a collective basis; Assigning rating grades to customers for which external rating is not available; Calibrating external ratings-linked probability of default to align with past default rates; 	<p>The audit procedures those reported in the auditor's report of a subsidiary company, comprised the following:</p> <ul style="list-style-type: none"> Read and assessed the Subsidiary Company's accounting policy for impairment of financial assets and its compliance with Ind AS 109 and the governance framework approved by the Board of Directors pursuant to Reserve Bank of India guidelines issued on March 13, 2020. Tested the design and operating effectiveness of the controls for staging of loans based on their past-due status. Tested samples of performing (stage 1) loans to assess whether any loss indicators were present requiring them to be classified under stage 2 or 3. We performed procedures to test the inputs used in the ECL computation, on a sample basis. Tested assumptions used by the management in determining the overlay for macro-economic factors. Tested the arithmetical accuracy of computation of ECL provision performed by the Subsidiary Company in spreadsheets. Assessed disclosures included in the Financial Statements in respect of expected credit losses.




Key audit matters	How our audit addressed the key audit matter
<p>e. Estimation of management overlay for macro-economic factors bearing a correlation with the credit quality of the loans.</p> <p>In view of such high degree of management's judgement involved in estimation of ECL, it is considered as a key audit matter.</p>	
IT Systems and Controls	
<p>The auditors of Nuvama Wealth and Investment Limited (formerly known as Edelweiss Broking Limited) ('NWIL') and NWFL (together referred to as 'Subsidiary Company'), subsidiaries of Holding Company and the Company have reported Information technology (IT) systems and controls as a key audit matter as follows:</p> <p>The financial accounting and reporting systems of the Company and Subsidiary Company are highly dependent on IT systems and IT controls as they process significant volume of transactions.</p> <p>Automated application controls and IT environment controls, which include IT governance, general IT controls over program development and changes, access to programs and data and IT operations, are required for reliable financial reporting.</p> <p>Therefore, due to the pervasive nature and complexity of the IT environment, the assessment of the general IT controls and certain automated controls specific to the accounting and preparation of the financial information is considered to be a key audit matter.</p>	<p>The audit procedures assisted by our IT specialists, including those reported in the auditor's report of respective subsidiary companies, comprised the following:</p> <ul style="list-style-type: none"> • Tested the design and operating effectiveness of the Company and Subsidiary Company's IT access controls over the information systems that are important to financial reporting and various interfaces, configuration and other identified application controls. • Tested IT general controls (logical access, changes management and aspects of IT operational controls). This included testing requests for access to systems were reviewed and authorized. • Tested the Company and Subsidiary Company's periodic review of access rights. Also tested requests of changes to systems for approval and authorization. • In addition to the above, tested the design and operating effectiveness of certain automated controls specific to the accounting and preparation of the financial information. • Tested the design and operating effectiveness of compensating controls in case deficiencies were identified.

Other Information

The Holding Company's Board of Directors is responsible for the other information. The other information comprises the information included in the Directors Report, but does not include the consolidated financial statements and our auditor's report thereon.

Our opinion on the consolidated financial statements does not cover the other information and we do not express any form of assurance conclusion thereon.

In connection with our audit of the consolidated financial statements, our responsibility is to read the other information and, in doing so, consider whether such other information is materially inconsistent with the



consolidated financial statements or our knowledge obtained in the audit or otherwise appears to be materially misstated. If, based on the work we have performed, we conclude that there is a material misstatement of this other information, we are required to report that fact. We have nothing to report in this regard.

Responsibilities of Management for the Consolidated Financial Statements

The Holding Company's Board of Directors is responsible for the preparation and presentation of these consolidated financial statements in terms of the requirements of the Act that give a true and fair view of the consolidated financial position, consolidated financial performance including other comprehensive income, consolidated cash flows and consolidated statement of changes in equity of the Group including its associate in accordance with the accounting principles generally accepted in India, including the Indian Accounting Standards (Ind AS) specified under section 133 of the Act read with the Companies (Indian Accounting Standards) Rules, 2015, as amended. The respective Board of Directors of the companies included in the Group and of its associate are responsible for maintenance of adequate accounting records in accordance with the provisions of the Act for safeguarding of the assets of their respective company(ies) and for preventing and detecting frauds and other irregularities; selection and application of appropriate accounting policies; making judgments and estimates that are reasonable and prudent; and the design, implementation and maintenance of adequate internal financial controls, that were operating effectively for ensuring the accuracy and completeness of the accounting records, relevant to the preparation and presentation of the consolidated financial statements that give a true and fair view and are free from material misstatement, whether due to fraud or error, which have been used for the purpose of preparation of the consolidated financial statements by the Directors of the Holding Company, as aforesaid.

In preparing the consolidated financial statements, the respective Board of Directors of the companies included in the Group and of its associate are responsible for assessing the ability of their respective company(ies) to continue as a going concern, disclosing, as applicable, matters related to going concern and using the going concern basis of accounting unless management either intends to liquidate the Group or to cease operations, or has no realistic alternative but to do so.


Those respective Board of Directors of the companies included in the Group and of its associate are also responsible for overseeing the financial reporting process of their respective company(ies).

Auditor's Responsibilities for the Audit of the Consolidated Financial Statements

Our objectives are to obtain reasonable assurance about whether the consolidated financial statements as a whole are free from material misstatement, whether due to fraud or error, and to issue an auditor's report that includes our opinion. Reasonable assurance is a high level of assurance, but is not a guarantee that an audit conducted in accordance with SAs will always detect a material misstatement when it exists. Misstatements can arise from fraud or error and are considered material if, individually or in the aggregate, they could reasonably be expected to influence the economic decisions of users taken on the basis of these consolidated financial statements.

As part of an audit in accordance with SAs, we exercise professional judgment and maintain professional skepticism throughout the audit. We also:

- Identify and assess the risks of material misstatement of the consolidated financial statements, whether due to fraud or error, design and perform audit procedures responsive to those risks, and obtain audit evidence that is sufficient and appropriate to provide a basis for our opinion. The risk of not detecting a material misstatement resulting from fraud is higher than for one resulting from error, as fraud may involve collusion, forgery, intentional omissions, misrepresentations, or the override of internal control.



- Obtain an understanding of internal control relevant to the audit in order to design audit procedures that are appropriate in the circumstances. Under section 143(3)(i) of the Act, we are also responsible for expressing our opinion on whether the Holding Company has adequate internal financial controls with reference to financial statements in place and the operating effectiveness of such controls.
- Evaluate the appropriateness of accounting policies used and the reasonableness of accounting estimates and related disclosures made by management.
- Conclude on the appropriateness of management's use of the going concern basis of accounting and, based on the audit evidence obtained, whether a material uncertainty exists related to events or conditions that may cast significant doubt on the ability of the Group and its associate to continue as a going concern. If we conclude that a material uncertainty exists, we are required to draw attention in our auditor's report to the related disclosures in the consolidated financial statements or, if such disclosures are inadequate, to modify our opinion. Our conclusions are based on the audit evidence obtained up to the date of our auditor's report. However, future events or conditions may cause the Group and its associate to cease to continue as a going concern.
- Evaluate the overall presentation, structure and content of the consolidated financial statements, including the disclosures, and whether the consolidated financial statements represent the underlying transactions and events in a manner that achieves fair presentation.
- Obtain sufficient appropriate audit evidence regarding the financial information of the entities or business activities within the Group and its associate of which we are the independent auditors, to express an opinion on the consolidated financial statements. We are responsible for the direction, supervision and performance of the audit of the financial statements of such entities included in the consolidated financial statements of which we are the independent auditors. For the other entities included in the consolidated financial statements, which have been audited by other auditors, such other auditors remain responsible for the direction, supervision and performance of the audits carried out by them. We remain solely responsible for our audit opinion.

We communicate with those charged with governance of the Holding Company and such other entities included in the consolidated financial statements of which we are the independent auditors regarding, among other matters, the planned scope and timing of the audit and significant audit findings, including any significant deficiencies in internal control that we identify during our audit.

We also provide those charged with governance with a statement that we have complied with relevant ethical requirements regarding independence, and to communicate with them all relationships and other matters that may reasonably be thought to bear on our independence, and where applicable, related safeguards.

From the matters communicated with those charged with governance, we determine those matters that were of most significance in the audit of the consolidated financial statements for the financial year ended March 31, 2023 and are therefore the key audit matters. We describe these matters in our auditor's report unless law or regulation precludes public disclosure about the matter or when, in extremely rare circumstances, we determine that a matter should not be communicated in our report because the adverse consequences of doing so would reasonably be expected to outweigh the public interest benefits of such communication.

Other Matter

- (a) We did not audit the financial statements and other financial information, in respect of 7 subsidiaries, whose financial statements include total assets of Rs 40,631.17 million as at March 31, 2023, and total revenues of Rs 5,119.96 million and net cash inflows of Rs 103.94 million for the year ended on that date. These financial statement and other financial information have been audited by other auditors, which financial statements, other financial information and auditor's reports have been furnished to us



by the management. The consolidated financial statements also include the Group's share of net profit of Rs. 9.53 million for the year ended March 31, 2023, as considered in the consolidated financial statements, in respect of 1 associate, whose financial statements, other financial information have been audited by other auditors and whose reports have been furnished to us by the Management. Our opinion on the consolidated financial statements, in so far as it relates to the amounts and disclosures included in respect of these subsidiaries and associate, and our report in terms of sub-sections (3) of Section 143 of the Act, in so far as it relates to the aforesaid subsidiaries, and associate, is based solely on the report(s) of such other auditors.

Our opinion above on the consolidated financial statements, and our report on Other Legal and Regulatory Requirements below, is not modified in respect of the above matters with respect to our reliance on the work done and the reports of the other auditors and the financial statements and other financial information certified by the Management.

Report on Other Legal and Regulatory Requirements

1. As required by the Companies (Auditor's Report) Order, 2020 ("the Order"), issued by the Central Government of India in terms of sub-section (11) of section 143 of the Act, based on our audit and on the consideration of report of the other auditors on separate financial statements and the other financial information of the subsidiary companies and associate company, incorporated in India, as noted in the 'Other Matter' paragraph we give in the "Annexure 1" a statement on the matters specified in paragraph 3(xxi) of the Order.
2. As required by Section 143(3) of the Act, based on our audit and on the consideration of report of the other auditors on separate financial statements and the other financial information of subsidiaries, and its associate, as noted in the 'other matter' paragraph we report, to the extent applicable, that:
 - (a) We/the other auditors whose report we have relied upon have sought and obtained all the information and explanations which to the best of our knowledge and belief were necessary for the purposes of our audit of the aforesaid consolidated financial statements;
 - (b) In our opinion, proper books of account as required by law relating to preparation of the aforesaid consolidation of the financial statements have been kept so far as it appears from our examination of those books and reports of the other auditors;
 - (c) The Consolidated Balance Sheet, the Consolidated Statement of Profit and Loss including the Statement of Other Comprehensive Income, the Consolidated Cash Flow Statement and Consolidated Statement of Changes in Equity dealt with by this Report are in agreement with the books of account maintained for the purpose of preparation of the consolidated financial statements;
 - (d) In our opinion, the aforesaid consolidated financial statements comply with the Accounting Standards specified under Section 133 of the Act, read with Companies (Indian Accounting Standards) Rules, 2015, as amended;
 - (e) On the basis of the written representations received from the directors of the Holding Company as on March 31, 2023 taken on record by the Board of Directors of the Holding Company and the reports of the statutory auditors who are appointed under Section 139 of the Act, of its subsidiary companies and its associate, none of the directors of the Group's companies and its associate, incorporated in India, is disqualified as on March 31, 2023 from being appointed as a director in terms of Section 164 (2) of the Act;

With respect to the adequacy of the internal financial controls with reference to consolidated financial statements of the Holding Company and its subsidiary companies and its associate, incorporated in



India, and the operating effectiveness of such controls, refer to our separate Report in "Annexure 2" to this report;

- (g) In our opinion and based on the consideration of reports of other statutory auditors of the subsidiaries and associates, the managerial remuneration for the year ended March 31, 2023 has been paid / provided by the Holding Company, its subsidiaries and associate incorporated in India to their directors in accordance with the provisions of section 197 read with Schedule V to the Act;
- (h) With respect to the other matters to be included in the Auditor's Report in accordance with Rule 11 of the Companies (Audit and Auditors) Rules, 2014, as amended, in our opinion and to the best of our information and according to the explanations given to us and based on the consideration of the report of the other auditors on separate financial statements as also the other financial information of the subsidiaries and associate, as noted in the 'Other matter' paragraph:
- i. The consolidated financial statements disclose the impact of pending litigations on its consolidated financial position of the Group and its associates in its consolidated financial statements – Refer Note 45 to the consolidated financial statements;
 - ii. Provision has been made in the consolidated financial statements, as required under the applicable law or accounting standards, for material foreseeable losses, if any, on long-term contracts including derivative contracts – Refer (a) Note 67.B to the consolidated financial statements in respect of such items as it relates to the Group and its associate and (b) the Group's share of net profit/loss in respect of its associate;
 - iii. There were no amounts which were required to be transferred to the Investor Education and Protection Fund by the Holding Company, its subsidiaries and associate, incorporated in India during the year ended March 31, 2023.
 - iv. a) The respective managements of the Holding Company and its subsidiaries and associate which are companies incorporated in India whose financial statements have been audited under the Act have represented to us and the other auditors of such subsidiaries, and associate respectively that, to the best of its knowledge and belief, other than as disclosed in the note 63 (iv) to the consolidated financial statements, no funds have been advanced or loaned or invested (either from borrowed funds or share premium or any other sources or kind of funds) by the Holding Company or any of such subsidiaries and associate to or in any other person(s) or entity(ies), including foreign entities ("Intermediaries"), with the understanding, whether recorded in writing or otherwise, that the Intermediary shall, whether, directly or indirectly lend or invest in other persons or entities identified in any manner whatsoever by or on behalf of the respective Holding Company or any of such subsidiaries and associate ("Ultimate Beneficiaries") or provide any guarantee, security or the like on behalf of the Ultimate Beneficiaries;
 - b) The respective managements of the Holding Company and its subsidiaries and associate which are companies incorporated in India whose financial statements have been audited under the Act have represented to us and the other auditors of such subsidiaries and associate respectively that, to the best of its knowledge and belief, other than as disclosed in the note 63 (v) to the consolidated financial statements, no funds have been received by the respective Holding Company or any of such subsidiaries and associate from any person(s) or entity(ies), including foreign entities ("Funding Parties"), with the understanding, whether recorded in writing or otherwise, that the Holding Company or any of such subsidiaries and associate shall, whether, directly or indirectly, lend or invest in other persons or entities identified in



S.R. BATLIBOI & Co. LLP

Chartered Accountants


any manner whatsoever by or on behalf of the Funding Party ("Ultimate Beneficiaries") or provide any guarantee, security or the like on behalf of the Ultimate Beneficiaries; and

- c) Based on the audit procedures that have been considered reasonable and appropriate in the circumstances performed by us and that performed by the auditors of the subsidiaries and associate which are companies incorporated in India whose financial statements have been audited under the Act, nothing has come to our or other auditor's notice that has caused us or the other auditors to believe that the representations under sub-clause (a) and (b) contain any material mis-statement.
- v) No dividend has been declared or paid during the year by the Holding Company. The interim dividend declared and paid during the year by its subsidiaries companies incorporated in India and until the date of the respective audit reports of such subsidiaries is in accordance with section 123 of the Act.
- vi) As proviso to Rule 3(1) of the Companies (Accounts) Rules, 2014 is applicable only w.e.f. April 1, 2023 for the Holding Company, its subsidiaries and associate companies incorporated in India, hence reporting under this clause is not applicable.

For S.R. Batliboi & Co. LLP

Chartered Accountants

ICAI Firm Registration Number: 301003E/E300005



per Shrawan Jalan

Partner

Membership Number: 102102

UDIN: 23102102BGXJEN4652

Place of Signature: Mumbai

Date: May 25, 2023



S.R. BATLIBOI & CO. LLP

Chartered Accountants

Annexure 1 referred to in paragraph 1 under the heading “Report on other legal and regulatory requirements” of our report of even date

Based on our audit and on the consideration of report of the other auditors on separate financial statements and the other financial information of the subsidiary companies and associate, incorporated in India, as noted in the ‘Other Matter’ paragraph we state that:

3(xxi)(a) There are no qualifications or adverse remarks by the respective auditors in their report on Companies (Auditors Report) Order, 2020 of the companies included in the consolidated financial statements except for following where the respective auditor have reported qualifications or adverse remarks in their audit report to the principal auditor.

Sr. No	Name	CIN	Holding Company / Subsidiary / Associate
3 (xvii)	Nuvama Asset Management Limited (formerly ESL Securities Limited)	U67190MH2019PLC343440	Subsidiary
3 (xvii)	Pickright Technologies Private Limited	U72200KA2019PTC126326	Subsidiary
3 (xvii)	Nuvama Capital Services (IFSC) Limited (Formerly known as Edelweiss Securities (IFSC) Limited)	U65999GJ2016PLC094838	Subsidiary

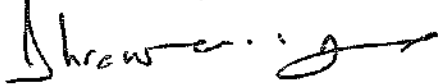
3(xxi)(b) The respective auditor has reported unfavorable answer in their audit report to principal auditor in respect of following:

Sr. No	Name	CIN	Holding Company / Subsidiary / Associate
3 (iii)(c)	Nuvama Wealth & Investment Limited (formerly known as Edelweiss Broking Limited)	U65100GJ2008PLC077462	Subsidiary

For S.R. Batliboi & Co. LLP

Chartered Accountants

ICAI Firm Registration Number: 301003E/E300005



per Shrawan Jalan


Partner

Membership Number: 102102

UDIN: 23102102BGXJEN4652

Place of Signature: Mumbai

Date: May 25, 2023



Annexure 2 to the Independent Auditor's Report of Even Date on the Consolidated Financial Statements of Nuvama Wealth Management Limited (formerly Edelweiss Securities Limited)

Report on the Internal Financial Controls under Clause (i) of Sub-section 3 of Section 143 of the Companies Act, 2013 ("the Act")

In conjunction with our audit of the consolidated financial statements of Nuvama Wealth Management Limited (formerly Edelweiss Securities Limited) (hereinafter referred to as the "Holding Company") as of and for the year ended March 31, 2023, we have audited the internal financial controls with reference to consolidated financial statements of the Holding Company and its subsidiaries (the Holding Company and its subsidiaries together referred to as "the Group") and its associate, which are companies incorporated in India, as of that date.

Management's Responsibility for Internal Financial Controls


The respective Board of Directors of the companies included in the Group and its associate, which are companies incorporated in India, are responsible for establishing and maintaining internal financial controls based on the internal control over financial reporting criteria established by the Holding Company considering the essential components of internal control stated in the Guidance Note on Audit of Internal Financial Controls Over Financial Reporting issued by the Institute of Chartered Accountants of India (ICAI). These responsibilities include the design, implementation and maintenance of adequate internal financial controls that were operating effectively for ensuring the orderly and efficient conduct of its business, including adherence to the respective company's policies, the safeguarding of its assets, the prevention and detection of frauds and errors, the accuracy and completeness of the accounting records, and the timely preparation of reliable financial information, as required under the Companies Act, 2013.

Auditor's Responsibility

Our responsibility is to express an opinion on the Holding Company's internal financial controls with reference to consolidated financial statements based on our audit. We conducted our audit in accordance with the Guidance Note on Audit of Internal Financial Controls Over Financial Reporting (the "Guidance Note") and the Standards on Auditing, specified under section 143(10) of the Act, to the extent applicable to an audit of internal financial controls, both, issued by ICAI. Those Standards and the Guidance Note require that we comply with ethical requirements and plan and perform the audit to obtain reasonable assurance about whether adequate internal financial controls with reference to consolidated financial statements was established and maintained and if such controls operated effectively in all material respects.

Our audit involves performing procedures to obtain audit evidence about the adequacy of the internal financial controls with reference to consolidated financial statements and their operating effectiveness. Our audit of internal financial controls with reference to consolidated financial statements included obtaining an understanding of internal financial controls with reference to consolidated financial statements, assessing the risk that a material weakness exists, and testing and evaluating the design and operating effectiveness of internal control based on the assessed risk. The procedures selected depend on the auditor's judgement, including the assessment of the risks of material misstatement of the financial statements, whether due to fraud or error.

We believe that the audit evidence we have obtained and the audit evidence obtained by the other auditors in terms of their reports referred to in the Other Matters paragraph below, is sufficient and appropriate to provide a basis for our audit opinion on the internal financial controls with reference to consolidated financial statements.



Meaning of Internal Financial Controls With Reference to Consolidated Financial Statements

A company's internal financial control with reference to consolidated financial statements is a process designed to provide reasonable assurance regarding the reliability of financial reporting and the preparation of financial statements for external purposes in accordance with generally accepted accounting principles. A company's internal financial control with reference to consolidated financial statements includes those policies and procedures that (1) pertain to the maintenance of records that, in reasonable detail, accurately and fairly reflect the transactions and dispositions of the assets of the company; (2) provide reasonable assurance that transactions are recorded as necessary to permit preparation of financial statements in accordance with generally accepted accounting principles, and that receipts and expenditures of the company are being made only in accordance with authorisations of management and directors of the company; and (3) provide reasonable assurance regarding prevention or timely detection of unauthorised acquisition, use, or disposition of the company's assets that could have a material effect on the financial statements.

Inherent Limitations of Internal Financial Controls With Reference to Consolidated Financial Statements

Because of the inherent limitations of internal financial controls with reference to consolidated financial statements, including the possibility of collusion or improper management override of controls, material misstatements due to error or fraud may occur and not be detected. Also, projections of any evaluation of the internal financial controls with reference to consolidated financial statements to future periods are subject to the risk that the internal financial controls with reference to consolidated financial statements may become inadequate because of changes in conditions, or that the degree of compliance with the policies or procedures may deteriorate.

Opinion

In our opinion, the Group and its associate, which are companies incorporated in India, have, maintained in all material respects, adequate internal financial controls with reference to consolidated financial statements and such internal financial controls with reference to consolidated financial statements were operating effectively as at March 31, 2023, based on the internal control over financial reporting criteria established by the Holding Company considering the essential components of internal control stated in the Guidance Note issued by the ICAI.

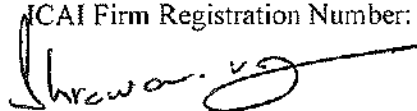
Other Matters

Our report under Section 143(3)(i) of the Act on the adequacy and operating effectiveness of the internal financial controls with reference to consolidated financial statements of the Holding Company, in so far as it relates to these 6 subsidiaries and 1 associate, which are companies incorporated in India, is based on the corresponding reports of the auditors of such subsidiaries and associate incorporated in India.

For S.R. Batliboi & Co. LLP

Chartered Accountants

ICAI Firm Registration Number: 301003E/E300005



per Shrawan Jalan

Partner

Membership Number: 102102

UDIN: 23102102BGXJEN4652

Place of Signature: Mumbai

Date: May 25, 2023



Nuvama Wealth Management Limited (formerly known as Edelweiss Securities Limited)

Consolidated Balance Sheet as at March 31, 2023

(Currency: Indian rupees in million)

	Note	As at March 31, 2023	As at March 31, 2022
Assets			
Financial assets			
(a) Cash and cash equivalents	9	7,881.95	10,004.98
(b) Bank balances other than cash and cash equivalents	10	45,396.52	37,511.82
(c) Derivative financial instruments	11	6,127.00	2,126.47
(d) Securities held for trading	12	13,099.57	8,895.81
(e) Trade receivables	13	8,900.34	8,924.38
(f) Loans	14	35,533.36	29,530.64
(g) Investments	15	1,696.66	701.97
(h) Other financial assets	16	3,651.32	4,303.90
		122,286.72	101,999.97
Non-financial assets			
(a) Current tax assets (net)	17	570.78	740.34
(b) Deferred tax assets (net)	18	5.49	8.65
(c) Investment property	19	147.34	155.10
(d) Property, plant and equipment	20	2,290.25	1,631.63
(e) Intangible assets under development	21	250.93	177.59
(f) Goodwill	54	99.64	-
(g) Other intangible assets	20	302.46	400.90
(h) Other non-financial assets	22	1,203.21	868.24
		4,870.10	3,982.55
Total assets		127,156.82	105,982.52
Liabilities			
Financial liabilities			
(a) Derivative financial instruments	11	1,090.01	653.34
(b) Trade payables			
(i) total outstanding dues of micro enterprises and small enterprises	23	80.73	51.00
(ii) total outstanding dues of creditors other than micro enterprises and small enterprises	23	17,485.18	16,327.63
(c) Debt securities	24	46,552.01	32,027.43
(d) Borrowings (other than debt securities)	25	7,427.74	3,308.68
(e) Subordinated liabilities	26	151.75	153.40
(f) Other financial liabilities	27	30,548.24	33,311.12
		103,335.66	85,832.60
Non-financial liabilities			
(a) Current tax liabilities (net)	28	200.85	91.70
(b) Provisions	29	120.76	148.98
(c) Other non-financial liabilities	30	91.56	780.76
		1,233.17	1,021.44
Total Liabilities		104,568.83	86,854.04
Equity			
(a) Equity share capital	31	350.56	171.71
(b) Instruments entirely equity in nature	32	-	22,439.88
(c) Other equity	33	22,191.85	(3,483.11)
Equity attributable to owners of the Company		22,542.41	19,128.48
Non controlling interest	55	45.58	-
Total Equity		22,587.99	19,128.48
Total liabilities and equity		127,156.82	105,982.52

The accompanying notes are an integral part of the consolidated financial statements

1 to 70

As per our report of even date attached.

For S. R. Batliboi & Co. LLP

Chartered Accountants

CAI Firms Registration Number: 301003E/E300005

per Shrawan Jalan

Partner

Membership No: 102102

For and on behalf of the Board of Directors

Ashish Kehair
Managing Director & CEO
DIN : 07789972

Nikhil Kumar Srivastava
Non-Executive Director
DIN : 7308617

Aswin Vikram
Non-Executive Director
DIN : 08895013

Mihir Nanavati
Chief Financial officer

Pooja Doshi
Company Secretary

Mumbai, May 25, 2023

Mumbai, May 25, 2023



Nuvama Wealth Management Limited (formerly known as Edelweiss Securities Limited)

Consolidated Statement of Profit and Loss for the year ended March 31, 2023

(Currency: Indian rupees in million)

	Note	For the year ended March 31, 2023	For the year ended March 31, 2022
Revenue from operations			
Fee and commission income	34	13,229.53	10,551.97
Interest income	35	6,606.69	5,120.12
Dividend income	36	8.26	10.50
Net gain on fair value changes	37	2,302.70	2,049.25
Total revenue from operations		22,147.18	17,731.84
Other income	38	156.75	101.24
Total Revenue		22,303.93	17,833.08
Expenses			
Finance costs	39	3,964.07	2,779.08
Employee benefits expense	40	7,287.02	6,004.02
Impairment on financial instruments	41	82.44	57.95
Depreciation, amortisation and impairment	20	885.82	713.24
Other expenses	42	6,033.17	5,254.05
Total expenses		18,252.52	14,808.34
Profit before share in profit of associate, exceptional items and tax		4,051.41	3,024.74
Share of profit of associate		9.53	10.03
Profit before exceptional items and tax		4,060.94	3,034.77
Exceptional items - Reversal of provision for investment in associate	62	-	5,779.22
Exceptional items - Reversal of provision for investment in subsidiary	62	-	537.10
Profit before tax from continuing operations		4,060.94	9,351.09
Tax expenses			
Current tax	43	1,006.82	263.86
Deferred tax	43	3.43	515.90
Profit from continuing operations		3,050.69	8,571.33
Discontinuing operations			
Profit from discontinuing operations before tax	59	-	3.48
Tax expense of discontinuing operations	59	-	(0.88)
Profit from discontinuing operations		-	2.60
Profit for the year		3,050.69	8,573.93
Other comprehensive income (OCI)			
(a) Items that will not be reclassified to profit or loss			
Remeasurement gain on defined benefit plans		(17.38)	(20.38)
Tax (charge) / benefit		1.96	1.46
Share in OCI of associate		(0.30)	(0.15)
Total		(15.72)	(19.07)
(b) Items that may be reclassified to profit or loss			
Exchange differences in translating the financial statements of foreign operations		46.85	16.67
Total		46.85	16.67
Other comprehensive income		31.13	(2.40)
Total comprehensive income		3,081.82	8,571.53



Nuvama Wealth Management Limited (formerly known as Edelweiss Securities Limited)

Consolidated Statement of Profit and Loss for the year ended March 31, 2023

(Currency: Indian rupees in million)

	Note	For the year ended March 31, 2023	For the year ended March 31, 2022
Profit/loss for the year attributable to:			
Owners of the Company		3,050.91	8,573.93
Non-controlling interest		(0.22)	-
Other comprehensive income for the year attributable to:			
Owners of the Company		31.13	(2.40)
Non-controlling interest		(0.80)	-
Total comprehensive income for the year attributable to:			
Owners of the Company		3,082.04	8,571.53
Non-controlling interest		(0.22)	-
Earnings per equity share (Face value of ₹ 10 each) for profits from continuing operations:			
	44		
Basic (INR)		92.07	499.18
Diluted (INR)		92.07	244.60
Earnings per equity share (Face value of ₹ 10 each) for profits from discontinuing operations:			
	44		
Basic (INR)		-	0.15
Diluted (INR)		-	0.07
Earnings per equity share (Face value of ₹ 10 each) for profits from continuing operations and discontinuing operations:			
	44		
Basic (INR)		92.07	499.33
Diluted (INR)		92.07	244.67

(Rs. 0.00 represent amount less than Rs. 0.01 million)

The accompanying notes are an integral part of the consolidated financial statements


I to 70

As per our report of even date attached.

For S. R. Batliboi & Co. LLP

Chartered Accountants

ICAI Firms Registration Number: 301003E/E300005




per Shrawan Jalan
Partner
Membership No: 102102


For and on behalf of the Board of Directors




Ashish Kchaur
Managing Director & CEO
DIN: 07789972




Nikhil Kumar Srivastava
Non-Executive Director
DIN: 7308617



Aswin Vikram
Non-Executive Director
DIN: 08895013



Mihir Nanavati
Chief Financial officer



Pooja Doshi
Company Secretary
Mumbai, May 25, 2023

Mumbai, May 25, 2023



Nuvama Wealth Management Limited (formerly known as Edelweiss Securities Limited)

Consolidated Statement of Changes in Equity for the year ended March 31, 2023

(Currency: Indian rupees in million)

A. Equity share capital

	For the year ended March 31, 2023			For the year ended March 31, 2022		
	Outstanding as on April 1, 2022	Issued during the year	Outstanding as on March 31, 2023	Outstanding as on April 1, 2021	Issued during the year	Outstanding as on March 31, 2022
Issued, subscribed and paid up (Equity shares of Rs.10 each, fully paid-up)	171.71	178.85	350.56	171.71	0.00*	171.71

* Amount is less than Rs 0.01 million

Share suspense account

	For the year ended March 31, 2023			For the year ended March 31, 2022		
	Outstanding as on April 1, 2022	Issued during the year	Outstanding as on March 31, 2023	Outstanding as on April 1, 2021	Issued during the year	Outstanding as on March 31, 2022
Share suspense account	175.56	(175.56)	-	175.56	(0.00)*	175.56

* Amount is less than Rs 0.01 million

B. Other Equity

	Share application money pending allotment	Reserves and Surplus										Total attributable to equity holders		
		Capital reserve	Capital redemption reserve	Securities premium reserve	Deemed capital contribution - Equity	General Reserve	Retained earnings	Foreign exchange translation reserves	Revaluation reserve	Statutory reserve	ESOP reserve		Debt redemption reserve	
Balance as at April 1, 2021	-	17.56	112.43	4,923.02	148.01	109.41	(12,208.76)	9.76	343.12	28.78	-	-	-	(6,516.75)
Profit for the year	-	-	-	-	-	-	8,563.90	-	-	-	-	-	-	8,563.90
Other comprehensive income	-	-	-	-	-	-	(19.07)	16.67	-	-	-	-	-	(2.40)
Share of profit of associate	-	-	-	-	-	-	10.03	-	-	-	-	-	-	10.03
Total comprehensive income	-	-	-	-	-	-	8,554.86	16.67	-	-	-	-	-	8,571.53
Transfer from revaluation reserve	-	-	-	-	-	-	19.00	-	(19.00)	-	-	-	-	-
ESOP charge for the year	-	-	-	-	-	-	-	-	-	-	105.79	-	-	105.79
Adjustment of share based payments on lapse / cancellation	-	-	-	-	-	-	172.63	-	-	-	-	-	-	172.63
Transfer to capital redemption reserve	-	-	4.01	-	-	-	(4.01)	-	-	-	-	-	-	-
Transfer to statutory reserve	-	-	-	-	-	-	(89.64)	-	-	89.64	-	-	-	-
Transfer to debt redemption reserve	-	-	-	-	-	-	(207.83)	-	-	-	-	207.83	-	-
Addition due to composite scheme of arrangement (Refer note 57.2)	-	500.00	-	-	-	-	-	-	-	-	-	-	-	500.00
Reduction due to composite scheme of arrangement (Refer note 57.1)	-	-	-	-	-	-	(6,316.31)	-	-	-	-	-	-	(6,316.31)
Balance as at March 31, 2022	-	517.56	116.44	4,923.02	148.01	109.41	(10,080.06)	26.43	324.12	118.34	105.79	207.83	(3,493.11)	
Profit for the year	-	-	-	-	-	-	3,041.38	-	-	-	-	-	-	3,041.38
Other comprehensive income	-	-	-	-	-	-	(15.72)	46.85	-	-	-	-	-	31.13
Share of profit of associate	-	-	-	-	-	-	9.53	-	-	-	-	-	-	9.53
Total comprehensive income	-	-	-	-	-	-	3,035.19	46.85	-	-	-	-	-	3,092.04
Securities premium on shares issued	-	-	-	18.10	-	-	-	-	-	-	-	-	-	18.10
Conversion of CCDs	-	-	-	22,261.17	-	-	-	-	-	-	-	-	-	22,261.17
Transfer to securities premium on account of exercise of ESOPs	-	-	-	4.27	-	-	-	-	-	-	(4.27)	-	-	-
Transfer to Statutory reserve	-	-	-	-	-	-	(143.52)	-	-	143.52	-	-	-	-
Transfer from revaluation reserve	-	-	-	-	-	-	18.83	-	(18.83)	-	-	-	-	-
Reversal of ESOP cost	-	-	-	-	-	-	79.51	-	-	-	-	-	-	79.51
Transfer from deemed capital contribution	-	-	-	-	(1.37)	-	1.37	-	-	-	-	-	-	-
Transfer to capital redemption reserve	-	-	1.00	-	-	-	(1.00)	-	-	-	-	-	-	-
Share application money received	1.02	-	-	-	-	-	-	-	-	-	-	-	-	1.02
ESOP charge for the year	-	-	-	-	-	-	-	-	-	-	233.12	-	-	233.12
Balance as at March 31, 2023	1.02	517.56	117.44	27,206.56	146.64	109.41	(7,089.64)	73.28	305.29	261.86	334.64	287.83	22,191.85	

As per our report of even date attached.

For S. R. Batliboi & Co. LLP
Chartered Accountants
ICAI Firms Registration Number: 301003E/E300005

per Shrawan Jalan
Partner
Membership No: 102102

Mumbai, May 25, 2023



For and on behalf of the Board of Directors

Ashish Khetan
Ashish Khetan
Managing Director & CEO
DIN: 07789972

Mihir Nanavati
Mihir Nanavati
Chief Financial officer
Mumbai, May 25, 2023

Nikhil Kumar Srivastava
Nikhil Kumar Srivastava
Non-Executive Director
DIN : 7308617

Pooja Doshi
Pooja Doshi
Company Secretary

V. A. C.
Aswin Vitram
Non-Executive Director
DIN : 08395013



Nuvama Wealth Management Limited (formerly known as Edelweiss Securities Limited)

Consolidated Statement of Cash flows for the year ended March 31, 2023

(Currency: Indian rupees in million)

	For the year ended March 31, 2023	For the year ended March 31, 2022
A. Cash flows from operating activities		
Profit before tax from		
Continuing operations	4,060.94	9,351.09
Discontinued operations	-	3.48
Profit before tax including Discontinued operations	4,060.94	9,354.57
Adjustment for:		
Depreciation, amortisation and impairment expenses	885.82	713.24
Impairment on financial instruments	82.44	57.95
Provision for compensated absences	18.20	12.86
Provision for gratuity	57.49	56.59
Share of profit of associate	(9.53)	(10.03)
Profit on sale of property, plant and equipment	(3.67)	(0.06)
Profit on termination of leases	(40.17)	(18.91)
Interest income on investments	(39.87)	(5.77)
Fair value of financial instruments (net)	(285.72)	(239.86)
Interest expenses on lease liabilities	121.42	99.87
Provision for diminution in value of investments (Refer note 62)	-	(6,316.31)
Share based payment expenses	233.12	105.79
Operating cash flow before working capital changes:	5,080.47	3,809.93
Adjustment for:		
Increase in trade receivables	(49.82)	(6,223.00)
Increase in loans	(6,011.30)	(14,728.97)
Increase in securities held for trading	(3,960.35)	(6,613.68)
(Increase) / decrease in Bank balances other than cash and cash equivalents	(7,884.17)	3,209.38
Increase in other financial assets	(2,791.36)	(1,091.06)
Increase in other non- financial assets	(349.34)	(62.88)
Increase in trade payables	1,185.40	5,986.25
(Decrease) / increase in other financial liabilities	(3,164.09)	2,185.81
Increase / (Decrease) in non financial liabilities and provisions	23.92	(34.25)
	(17,920.64)	(13,562.47)
Income taxes paid	(728.48)	(690.03)
Net cash used in operating activities	(18,649.12)	(14,252.50)
B. Cash flows from investing activities		
Purchase of property, plant and equipment, investment property and intangible assets (including Intangible assets under development)	(788.82)	(513.37)
Sale of property, plant and equipment and intangible assets	17.41	17.62
Consideration received on slump sale of custody business	-	101.16
Purchase of infinity business	-	(15.00)
Acquisition of subsidiary, net of cash	(57.18)	(14.70)
Interest received on debt securities	14.70	-
Purchase of investment in debt securities	(966.28)	-
Purchase of investment in units of AIF	(22.21)	(162.50)
Purchase of other investments	-	(235.00)
Proceeds from repayment from investment	30.00	-
Net cash used in investing activities	(1,772.38)	(821.79)



Nuvama Wealth Management Limited (formerly known as Edelweiss Securities Limited)

Consolidated Statement of Cash flows for the year ended March 31, 2023

(Currency: Indian rupees in million)

	For the year ended March 31, 2023	For the year ended March 31, 2022
C. Cash flow from financing activities		
Repayment of Subordinated liabilities	(1.65)	(6.60)
Proceeds from issuance of share capital (including securities premium)	18.25	-
Proceeds / (repayment) of Borrowings (other than debt securities)	4,119.06	(542.01)
Increase in debt securities	14,524.58	21,761.96
Proceeds from share application money pending allotment	1.02	-
Adjustment due to Composite Scheme of Arrangement (refer note 57.2)	-	500.00
Repayment of lease liabilities	(409.64)	(328.14)
Net cash generated from financing activities	18,251.62	21,385.21
D. Change in foreign exchange translation reserve	46.85	16.67
Net (decrease) / increase in cash and cash equivalents (A+B+C+D)	(2,123.03)	6,327.59
Cash and cash equivalent as at the beginning of the year		
Included in Cash and cash equivalent as per the balance sheet	10,004.98	3,353.45
Included in the assets of the disposal group classified as held for sale	-	323.94
Cash and cash equivalent as at the end of the year		
Included in Cash and cash equivalent as per the balance sheet	7,881.95	10,004.98
Included in the assets of the disposal group classified as held for sale	-	-

Notes:

1. Cash receipts and payments for transaction in which the turnover is quick, the amounts are large, and the maturities are short are presented on net basis in accordance with Ind AS-7 Statement of Cash Flows.
2. Cash flow statement has been prepared under indirect method as set out in Ind AS 7 prescribed under the Companies (Indian Accounting Standards) Rules, 2015 under the Companies Act, 2013
3. For disclosure relating to changes in liabilities arising from financing activities refer note 47

As per our report of even date attached.

For S. R. Batliboi & Co. LLP
Chartered Accountants
ICAI Firms Registration Number: 301003E/E300005

Shrawan Jalan

per Shrawan Jalan
Partner
Membership No: 102102

For and on behalf of the Board of Directors

Anish Kehair
Anish Kehair
Managing Director & CEO
DIN: 07789972

Nikhil Kumar Srivastava
Nikhil Kumar Srivastava
Non-Executive Director
DIN : 7308617

V. Aswin Vikram
Aswin Vikram
Non-Executive Director
DIN : 08895013

Mihir Nanavati
Mihir Nanavati
Chief Financial officer

Pooja Doshi
Pooja Doshi
Company Secretary
Mumbai, May 25, 2023

Mumbai, May 25, 2023



Nuvama Wealth Management Limited (Formerly known as Edelweiss Securities Limited)

Notes to the consolidated financial statements for the year ended March 31, 2023

(Currency: Indian rupees in million)

1. Corporate information:

Nuvama Wealth Management Limited (Formerly known as Edelweiss Securities Limited) ('the Company') is a public limited company domiciled and incorporated under the provisions of the Companies Act applicable in India having Corporate Identity Number U67110MH1993PLC344634. The Company was incorporated on August 20, 1993. PAGAC Ecstasy Pte. Limited is the holding company. On August 18, 2022, the Company has changed its name from Edelweiss Securities Limited to Nuvama Wealth Management Limited.

The Company is a stock broking entity registered in India and is licensed with and regulated by the Securities and Exchange Board of India ("SEBI") to, among other things, conduct trading and broking activities for institutional as well as retail clients. The Company is also licensed with SEBI to, among other things, distribute research reports on Indian Securities to its clients. The Company is also registered as an Investment Adviser with SEBI.

The Company is also a member of multiple stock exchanges in India including, among others, BSE Limited ("BSE"), National Stock Exchange of India Limited ("NSE"), Multi Commodity Exchange of India Limited ("MCX"), National Commodity & Derivatives Exchange Limited (NCDEX) and Metropolitan Stock Exchange of India Limited ("MSEI").

2. Basis of preparation of consolidated financial statements

The consolidated financial statements relate to Nuvama Wealth Management Limited (Formerly known as Edelweiss Securities Limited) ('the Company') and its subsidiaries (together 'the Group') and associates. The Group is primarily engaged in agency business which includes Broking, advisory, product distribution, clearing, fund accounting and other fee-based services. The Group is also engaged in capital based and financing business which includes income from lending, treasury and investment activities.

The consolidated financial statements have been prepared in accordance with Indian Accounting Standards (Ind AS) notified under the Companies (Indian Accounting Standards) Rules, 2015 (as amended from time to time). These consolidated financial statements have been approved for issue by the Board of Directors of the Company on May 25, 2023.

These consolidated financial statements have been prepared on a historical cost basis, except for certain financial instruments such as derivative financial instruments and other financial instruments held for trading, which have been measured at fair value and assets classified as held for sale, which have been measured at fair value less cost to sell. The consolidated financial statements are presented in Indian Rupees (INR) and all values are rounded to the nearest million, except when otherwise indicated.



Nuvama Wealth Management Limited (Formerly known as Edelweiss Securities Limited)

Notes to the consolidated financial statements for the year ended March 31, 2023

(Currency: Indian rupees in million)

3. Presentation of consolidated financial statements

The Group presents its balance sheet in order of liquidity in compliance with the Division III of the Schedule III to the Companies Act, 2013. An analysis regarding recovery or settlement within 12 months after the reporting date (current) and more than 12 months after the reporting date (non-current) is presented in note 48.

Financial assets and financial liabilities are generally reported gross in the balance sheet. They are only offset and reported net when, in addition to having an unconditional legally enforceable right to offset the recognised amounts without being contingent on a future event, the parties also intend to settle on a net basis in all of the following circumstances:

- The normal course of business
- The event of default
- The event of insolvency or bankruptcy of the Group and/or its counterparties

Derivative assets and liabilities with master netting arrangements [e.g. ISDAs (International Swaps and Derivatives Association)] are only presented net when they satisfy the eligibility of netting for all of the above criteria and not just in the event of default.

4. Basis of consolidation:

The consolidated financial statements as on March 31, 2023, comprise the financial statements of the Company and its subsidiaries as at March 31, 2023. The Company consolidates a subsidiary when it controls it. Control is achieved when the Group is exposed, or has rights, to variable returns from its involvement with the investee and has the ability to affect those returns through its power over the investee. Generally, there is a presumption that a majority of voting rights result in control. To support this presumption and when the Group has less than a majority of the voting or similar rights of an investee, the Group considers all relevant facts and circumstances in assessing whether it has power over an investee, including:

- The contractual arrangement with the other vote holders of the investee
- Rights arising from other contractual arrangements
- The Group's voting rights and potential voting rights
- The size of the Group's holding of voting rights relative to the size and dispersion of the holdings of the other voting rights holders

The Group re-assesses whether or not it controls an investee, if facts and circumstances indicate that there are changes to one or more of the three elements of control. Consolidation of a subsidiary begins when the Group obtains control over the subsidiary and ceases when the Group loses control of the subsidiary. Assets, liabilities, income and expenses of a subsidiary acquired or disposed of during the year are included in the consolidated financial statements from the date the Group gains control until the date the Group ceases to control the subsidiary.



Nuvama Wealth Management Limited (Formerly known as Edelweiss Securities Limited)

Notes to the consolidated financial statements for the year ended March 31, 2023

(Currency: Indian rupees in million)

Consolidated financial statements are prepared using uniform accounting policies for like transactions and other events in similar circumstances. If a member of the Group uses accounting policies other than those adopted in the consolidated financial statements for like transactions and events in similar circumstances, appropriate adjustments are made to that Group member's financial statements in preparing the consolidated financial statements to ensure conformity with the Group's accounting policies. However, no subsidiaries and associates have followed different accounting policies than those followed by the Group for the preparation of these consolidated financial statements. The financial statements of all entities used for the purpose of consolidation are drawn up to same reporting date as that of the parent Group, i.e., year ended on March 31.

Consolidation procedure:

- a. Combine like items of assets, liabilities, equity, income, expenses and cash flows of the parent with those of its subsidiaries. For this purpose, income and expenses of the subsidiary are based on the amounts of the assets and liabilities recognised in the consolidated financial statements at the acquisition date.
- b. Offset (eliminate) the carrying amount of the parent's investment in each subsidiary and the parent's portion of equity of each subsidiary.
- c. Eliminate in full intragroup assets and liabilities, equity, income, expenses and cash flows relating to transactions between entities of the Group (profits or losses resulting from intragroup transactions that are recognised in assets, are eliminated in full). Income Taxes applies to temporary differences that arise from the elimination of profits and losses resulting from intragroup transactions.

Profit or loss and each component of OCI are attributed to the equity holders of the parent of the Group and to the non-controlling interests, even if this results in the non-controlling interests having a deficit balance.

All intra-group assets, liabilities, equity, income, expenses and cash flows relating to transactions between members of the Group are eliminated in full on consolidation.

Disclosures for investment in subsidiaries are provided in Note 56.

The financial statements of all subsidiaries incorporated outside India are converted on the following basis: (a) Income and expenses are converted at the average rate of exchange applicable for the period/year and (b) All assets and liabilities are translated at the closing rate as on the Balance Sheet date. The exchange difference arising out of period/year end translation is debited or credited as "Foreign Exchange Translation Reserve" forming part of Other Comprehensive Income and accumulated as a separate component of other equity.



Nuvama Wealth Management Limited (Formerly known as Edelweiss Securities Limited)

Notes to the consolidated financial statements for the year ended March 31, 2023

(Currency: Indian rupees in million)

Investment in associates:

An associate is an entity over which the Group has significant influence. Significant influence is the power to participate in the financial and operating policy decision of the investee, but it's not control or joint control over those policies.

The considerations made in determining whether significant influence are similar to those necessary to determine control over the subsidiaries.

The Group's investment in its associate is accounted for using the equity method. Under the equity method, the investment in an associate is initially recognised at cost. The carrying amount of the investment is adjusted to recognise changes in the Group's share of net assets of the associate since the acquisition date.

The statement of profit and loss reflects the Group's share of the results of operations of the associate on the face outside operating profit. Any change in other comprehensive income (OCI) of those investees is presented as a part of the Group's other comprehensive income (OCI).

The financial statements of the associate are prepared for the same reporting period as the Group. When necessary, adjustments are made to bring the accounting policies in line with those of the Group.

After application of the equity method, the Group determines whether it is necessary to recognise an impairment loss on its investment in its associate. At each reporting date, the Group determines whether there is objective evidence that the investment in the associate is impaired. If there is such evidence, the Group calculates the amount of impairment as the difference between the recoverable amount of the associate and its carrying value and then recognises the loss in the statement of profit and loss.

5. Significant accounting policies

5.1 Revenue from contract with customer

Revenue is measured at transaction price i.e. the amount of consideration to which the Group expects to be entitled in exchange for transferring promised goods or services to the customer, excluding amounts collected on behalf of third parties. The Group consider the terms of the contracts and its customary business practices to determine the transaction price. Where the consideration promised is variable, the Group excludes the estimates of variable consideration that are constrained. The Group applies the five-step approach for recognition of revenue:

- i. Identification of contract(s) with customers;
- ii. Identification of the separate performance obligations in the contract;
- iii. Determination of transaction price;
- iv. Allocation of transaction price to the separate performance obligations; and
- v. Recognition of revenue when (or as) each performance obligation is satisfied



Nuvama Wealth Management Limited (Formerly known as Edelweiss Securities Limited)

Notes to the consolidated financial statements for the year ended March 31, 2023

(Currency: Indian rupees in million)

The group recognises revenue from the following sources:

- a. Brokerage income including client subscription fees is recognised as per contracted rates at the point in time when transaction's performance obligation is satisfied on behalf of the customers on the trade date.
- b. Fee income including advisory fees, referral fees, commission income, fund accounting etc is accounted on an accrual basis in accordance with the terms and contracts entered into between the Group and the counterparty.

Clearing fees income arises, when the performance obligation related to the trade is executed and a valid contract is generated for the trade.

Research services fee income and Interest on delayed payments is recognised as revenue on certainty of realisation.

5.2 Recognition of interest income and dividend income

5.2.1 Interest income:

Under Ind AS 109 interest income is recorded using the effective interest rate (EIR) method for all financial instruments measured at amortised cost and debt instrument measured at FVOCI. The EIR is the rate that exactly discounts estimated future cash flows through the expected life of the financial instrument or, when appropriate a shorter period to the gross carrying amount of financial instrument.

The EIR is calculated by taking into account any discount or premium on acquisition, fees and costs that are an integral part of the EIR. The Group recognises interest income using a rate of return that represents the best estimate of a constant rate of return over the expected life of the financial asset. Hence, it recognises the effect of potentially different interest rates charged at various stages, and other characteristics of the product life cycle including prepayments penalty interest and charges.

If expectations regarding the cash flows on the financial asset are revised for reasons other than credit risk, the adjustment is booked as a positive or negative adjustment to the carrying amount of the asset in the balance sheet with an increase or reduction in interest income.

The Group calculates interest income by applying the EIR to the gross carrying amount of financial assets other than credit-impaired assets.

When a financial asset becomes credit-impaired and is, therefore, regarded as 'Stage 3', the Group calculates interest income by applying the EIR to the amortised cost (net of expected credit loss) of the financial asset. If the financial asset cures and is no longer credit-impaired, the Group reverts to calculating interest income on a gross basis.



Nuvama Wealth Management Limited (Formerly known as Edelweiss Securities Limited)

Notes to the consolidated financial statements for the year ended March 31, 2023

(Currency: Indian rupees in million)

5.2.2 Dividend income:

Dividend income is recognised when the right to receive payment is established, it is probable that the economic benefits associated with the dividend will flow to the entity and the amount of the dividend can be measured reliably.

5.3 Financial Instruments

5.3.1 Date of recognition

Financial assets and financial liabilities with exception of borrowings are initially recognised on the trade date, i.e., the date that the Group becomes a party to the contractual provisions of the instrument. This includes regular way trades; purchases or sales of financial assets that require delivery of assets within the time frame generally established by regulation or convention in the marketplace. The Group recognises borrowings when funds are available for utilisation to the Group.

5.3.2 Initial measurement of financial instruments

Financial assets and financial liabilities are initially measured at fair value. Transaction costs that are directly attributable to the acquisition or issue of financial assets and financial liabilities (other than financial assets and financial liabilities at fair value through profit or loss) are added to or deducted from the fair value of the financial assets or financial liabilities, as appropriate, on initial recognition. Transaction costs directly attributable to the acquisition of financial assets or financial liabilities at fair value through profit or loss are recognised immediately in profit or loss.

5.3.3 Day 1 profit or loss

When the transaction price of the financial instrument differs from the fair value at origination and the fair value is based on a valuation technique using only inputs observable in market transactions, the Group recognises the difference between the transaction price and fair value in net gain on fair value changes. In those cases where fair value is based on models for which some of the inputs are not observable, the difference between the transaction price and the fair value is deferred and is only recognised in statement of profit and loss when the inputs become observable, or when the instrument is derecognised.



Nuvama Wealth Management Limited (Formerly known as Edelweiss Securities Limited)

Notes to the consolidated financial statements for the year ended March 31, 2023

(Currency: Indian rupees in million)

5.3.4 Classification of financial instruments

The Group classifies all of its financial assets based on the business model for managing the assets and the asset's contractual terms, measured at either:

Financial assets carried at amortised cost (AC)

A financial asset is measured at amortised cost if it is held within a business model whose objective is to hold the asset in order to collect contractual cash flows and the contractual terms of the financial asset give rise on specified dates to cash flows that are solely payments of principal and interest on the principal amount outstanding. The changes in carrying value of financial assets is recognised in profit and loss account.

Financial assets at fair value through other comprehensive income (FVTOCI)

A financial asset is measured at FVTOCI if it is held within a business model whose objective is achieved by both collecting contractual cash flows and selling financial assets and the contractual terms of the financial asset give rise on specified dates to cash flows that are solely payments of principal and interest on the principal amount outstanding. The changes in fair value of financial assets is recognised in Other Comprehensive Income.

Financial assets at fair value through profit or loss (FVTPL)

A financial asset which is not classified in any of the above categories are measured at FVTPL. The Group measures all financial assets classified as FVTPL at fair value at each reporting date. The changes in fair value of financial assets is recognised in Profit and loss account.

5.4 Financial assets and liabilities

5.4.1 Amortized cost and effective interest rate (EIR)

The effective interest rate is a method of calculating the amortised cost of a debt instrument and of allocating interest income over the relevant period.

For financial instruments other than purchased or originated credit-impaired financial assets, the effective interest rate is the rate that exactly discounts estimated future cash receipts (including all fees and points paid or received that form an integral part of the effective interest rate, transaction costs and other premiums or discounts) excluding expected credit losses, through the expected life of the debt instrument, or, where appropriate, a shorter period, to the gross carrying amount of the debt instrument on initial recognition. For purchased or originated credit impaired financial assets, a credit-adjusted effective interest rate is calculated by discounting the estimated future cash flows, including expected credit losses, to the amortised cost of the debt instrument on initial recognition.



Nuvama Wealth Management Limited (Formerly known as Edelweiss Securities Limited)

Notes to the consolidated financial statements for the year ended March 31, 2023

(Currency: Indian rupees in million)

The amortised cost of a financial asset is the amount at which the financial asset is measured at initial recognition minus the principal repayments, plus the cumulative amortisation using the effective interest method of any difference between that initial amount and the maturity amount, adjusted for any loss allowance. On the other hand, the gross carrying amount of a financial asset is the amortised cost of a financial asset before adjusting for any loss allowance.

5.4.2 Financial assets held for trading

The Group classifies financial assets as held for trading when they have been purchased or issued primarily for short-term profit making through trading activities or form part of a portfolio of financial instruments that are managed together, for which there evidence of a recent pattern of short-term profit is taking. Held-for-trading assets and liabilities are recorded and measured in the balance sheet at fair value.

5.4.3 Financial assets at fair value through profit or loss

Financial assets and financial liabilities in this category are those that are not held for trading and have been either designated by management upon initial recognition or are mandatorily required to be measured at fair value under Ind AS 109. Management only designates an instrument at FVTPL upon initial recognition when one of the following criteria are met. Such designation is determined on an instrument-by-instrument basis.

- The designation eliminates, or significantly reduces, the inconsistent treatment that would otherwise arise from measuring the assets or liabilities or recognising gains or losses on them on a different basis; Or
- The liabilities are part of a group of financial liabilities, which are managed and their performance evaluated on a fair value basis, in accordance with a documented risk management or investment strategy; Or
- The liabilities containing one or more embedded derivatives, unless they do not significantly modify the cash flows that would otherwise be required by the contract, or it is clear with little or no analysis when a similar instrument is first considered that separation of the embedded derivative(s) is prohibited.

Financial assets and financial liabilities at FVTPL are recorded in the balance sheet at fair value. Changes in fair value are recorded in profit and loss with the exception of movements in fair value of liabilities designated at FVTPL due to changes in the Group's own credit risk. Such changes in fair value are recorded in the own credit reserve through OCI and do not get recycled to the profit or loss. Interest earned or incurred on instruments designated at FVTPL is accrued in interest income or finance cost, respectively, using the EIR, taking into account any discount/ premium and qualifying transaction costs being an integral part of instrument. Interest earned on assets mandatorily required to be measured at FVTPL is recorded using contractual interest rate.



Nuvama Wealth Management Limited (Formerly known as Edelweiss Securities Limited)

Notes to the consolidated financial statements for the year ended March 31, 2023

(Currency: Indian rupees in million)

5.4.4 Investment in equity instruments

The Group subsequently measures all equity investments at fair value through profit or loss, unless the management has elected to classify irrevocably some of its strategic equity investments to be measured at FVOCI, when such instruments meet the definition of equity under Ind AS and are not held for trading. Such classification is determined on an instrument-by-instrument basis. Investments in subsidiaries and associate companies are carried at cost.

5.4.5 Financial liabilities

All financial liabilities are measured at amortised cost except loan commitments, financial guarantees, and derivative financial liabilities.

5.4.6 Loan commitments

Undrawn loan commitments are commitments under which, the Group is required to provide a loan with pre-specified terms to the customer during the duration of the commitment.

5.4.7 Derivative financial instruments

The Group enters into a variety of derivative financial instruments to manage its exposure to interest rate and market risk.

Derivatives are initially recognised at fair value at the date the derivative contracts are entered into and are subsequently re-measured to their fair value at the end of each reporting period. The resulting gain or loss is recognised in profit or loss.

Embedded derivatives

An embedded derivative is a component of a hybrid instrument that also includes a non-derivative host contract with the effect that some of the cash flows of the combined instrument vary in a way similar to stand-alone derivative. An embedded derivative causes some or all of the cash flows that otherwise would be required by the contract to be modified according to a specified interest rate, foreign exchange rate or other variable, provided that, in case of a non-financial variable, it is not specific to a party to the contract.

Derivatives embedded in all other host contracts are accounted for as separate derivatives and recorded at fair value if their economic characteristics and risks are not closely related to those of the host contracts and the host contracts are not held for trading or designated at fair value through profit or loss. These embedded derivatives are measured at fair value with changes in fair value recognised in profit or loss, unless designated as effective hedging instruments.



Nuvama Wealth Management Limited (Formerly known as Edelweiss Securities Limited)

Notes to the consolidated financial statements for the year ended March 31, 2023

(Currency: Indian rupees in million)

5.4.8 Debt securities and other borrowed funds

After initial measurement, debt issued and other borrowed funds are subsequently measured at amortised cost. Amortised cost is calculated by taking into account any discount or premium on issue funds, and costs that are an integral part of the EIR.

The Group issues certain non-convertible debentures, the return of which is linked to performance of specified indices over the period of the debenture. Such debentures have a component of an embedded derivative which is fair valued at a reporting date. The resultant 'net unrealised loss or gain' on the fair valuation of these embedded derivatives is recognised in the statement of profit and loss. The debt component of such debentures is measured at amortised cost using yield to maturity basis.

5.4.9 Financial guarantee

Financial guarantees are contracts that require the Group to make specified payments to reimburse to holder for loss that it incurs because a specified debtor fails to make payment when it is due in accordance with the terms of a debt instrument.

Financial guarantee issued or commitments to provide a loan at below market interest rates are initially measured at fair value and the initial fair value is amortised over the life of the guarantee or the commitment. Subsequently, they are measured at higher of this amortised amount and the amount of loss allowance.

5.4.10 Financial liabilities and equity instruments

Financial instruments issued by the Group are classified as either financial liabilities or as equity in accordance with the substance of the contractual arrangements and the definitions of a financial liability and an equity instrument.

An equity instrument is any contract that evidences a residual interest in the assets of an entity after deducting all of its liabilities. Equity instruments issued by the Group entity are recognised at the proceeds received, net of direct issue costs.

Repurchase of the Group's own equity instruments is recognised and deducted directly in equity. No gain or loss is recognised in profit or loss on the purchase, sale, issue or cancellation of the Group's own equity instruments.

5.5 Reclassification of financial assets and liabilities

The Group does not reclassify its financial assets subsequent to their initial recognition, apart from the exceptional circumstances in which the Group acquires, disposes of, or terminates a business line.



Nuvama Wealth Management Limited (Formerly known as Edelweiss Securities Limited)

Notes to the consolidated financial statements for the year ended March 31, 2023

(Currency: Indian rupees in million)

5.6 Derecognition of financial Instruments

5.6.1 Derecognition of financial asset

A financial asset (or, where applicable a part of a financial asset or a part of a group of similar financial assets) is derecognised when the rights to receive cash flows from the financial asset have expired. The Group also derecognises the financial asset if it has both transferred the financial asset and the transfer qualifies for derecognition.

The Group has transferred the financial asset if, and only if, either

- The Group has transferred the rights to receive cash flows from the financial asset or
- It retains the contractual rights to receive the cash flows of the financial asset, but assumed a contractual obligation to pay the cash flows in full without material delay to third party under pass through arrangement.

A transfer only qualifies for derecognition if either:

- The Group has transferred substantially all the risks and rewards of the asset; or
- The Group has neither transferred nor retained substantially all the risks and rewards of the asset, but has transferred control of the asset.

The Group considers control to be transferred if and only if, the transferee has the practical ability to sell the asset in its entirety to an unrelated third party and is able to exercise that ability unilaterally and without imposing additional restrictions on the transfer.

5.6.2 Derecognition of financial liabilities

A financial liability is derecognised when the obligation under the liability is discharged, cancelled or expires. Where an existing financial liability is replaced by another from the same lender on substantially different terms, or the terms of an existing liability are substantially modified, such an exchange or modification is treated as a derecognition of the original liability and the recognition of a new liability. The difference between the carrying value of the original financial liability and the consideration paid is recognised in profit or loss.



Nuvama Wealth Management Limited (Formerly known as Edelweiss Securities Limited)

Notes to the consolidated financial statements for the year ended March 31, 2023

(Currency: Indian rupees in million)

5.7 Impairment of financial assets

The Group records allowance for expected credit loss (ECL) for all financial assets, other than financial assets held at FVTPL together with loan commitments and financial guarantee contracts. Equity instruments are not subject to impairment.

Simplified approach

The Group follows 'simplified approach' for recognition of impairment loss allowance on trade receivables. The application of simplified approach does not require the Group to track changes in credit risk. Rather, it recognises impairment loss allowance based on lifetime ECLs at each reporting date, right from its initial recognition. The Group uses a provision matrix to determine impairment loss allowance on portfolio of its receivables. The provision matrix is based on its historically observed default rates over the expected life of the receivables and is adjusted for forward-looking estimates. However, if receivables contain a significant financing component, the Group chooses as its accounting policy to measure the loss allowance by applying general approach to measure ECL.

General approach

For all other financial instruments where ECL is to be recognised, the Group recognises lifetime ECL when there has been a significant increase in credit risk since initial recognition. If, on the other hand, the credit risk on the financial instrument has not increased significantly since initial recognition, the Group measures the loss allowance for that financial instrument at an amount equal to 12-month expected credit losses (12m ECL). The assessment of whether lifetime ECL should be recognised is based on significant increases in the likelihood or risk of a default occurring since initial recognition instead of on evidence of a financial asset being credit-impaired at the reporting date or an actual default occurring.

Lifetime ECL represents the expected credit losses that will result from all possible default events over the expected life of a financial instrument. In contrast, 12m ECL represents the portion of lifetime ECL that is expected to result from default events on a financial instrument that are possible within 12 months after the reporting date.

The measurement of expected credit losses is a function of the probability of default, loss given default (i.e. the magnitude of the loss if there is a default) and the exposure at default. The assessment of the probability of default and loss given default is based on historical data adjusted by forward-looking information. As for the exposure at default (EAD), for financial assets, this is represented by the assets' gross carrying amount at the reporting date; for loan commitments and financial guarantee contracts, the exposure includes the amount drawn down as at the reporting date, together with any additional amounts expected to be drawn down in the future by default date determined based on historical trend, the Group's understanding of the specific future financing needs of the debtors/borrowers, and other relevant forward-looking information.



Nuvama Wealth Management Limited (Formerly known as Edelweiss Securities Limited)

Notes to the consolidated financial statements for the year ended March 31, 2023

(Currency: Indian rupees in million)

Group categorises its financial assets as follows:

Stage 1 assets:

Stage 1 assets includes financial instruments that have not had a significant increase in credit risk since initial recognition or that have low credit risk at the reporting date. For these assets, 12-month ECL (resulting from default events possible within 12 months from reporting date) are recognised.

Stage 2 assets:

Stage 2 assets include financial instruments that have had a significant increase in credit risk since initial recognition. For these assets, lifetime ECLs (resulting from default events possible within 12 months from reporting date) are recognised.

Stage 3 assets:

Stage 3 for assets considered credit-impaired, the Group recognises the lifetime ECL for these loans. The method is similar to that for Stage 2 assets, with the PD set at 100%.

For financial assets, the expected credit loss is estimated as the difference between all contractual cash flows that are due to the Group in accordance with the contract and all the cash flows that the Group expects to receive, discounted at the original effective interest rate. The Group recognises an impairment gain or loss in profit or loss for all financial instruments with a corresponding adjustment to their carrying amount through a loss allowance account.

If a financial instrument includes both a loan (i.e. financial asset) and an undrawn commitment (i.e. loan commitment) component and the Group cannot separately identify the ECL on the loan commitment component from those on the financial asset component, the ECL on the loan commitment have been recognised together with the loss allowance for the financial asset. To the extent that the combined ECL exceed the gross carrying amount of the financial asset, the ECL have been recognised as a provision. Also, for other loan commitments and all financial guarantee contracts, the loss allowance has been recognised as a provision.

The Group's product offering includes facilities with a right to Group to cancel and/or reduce the facilities with one day's notice. The Group does not limit its exposure to credit losses to the contractual notice period, but instead calculates ECL over a period that reflects the Group's expectations of the customer behaviour, its likelihood of default and the Group's future risk mitigation procedures, which could include reducing or cancelling the facilities.



Nuvama Wealth Management Limited (Formerly known as Edelweiss Securities Limited)

Notes to the consolidated financial statements for the year ended March 31, 2023

(Currency: Indian rupees in million)

5.8 Collateral valuation

To mitigate its credit risks on financial assets, the Group seeks to use collateral, where possible. The collateral comes in various forms, such as cash, securities, letters of credit/guarantees, real estate, receivables, inventories, other non-financial assets and credit enhancements such as netting agreements. Collateral, unless repossessed, is not recorded on the balance sheet. However, the fair value of collateral affects the calculation of ECLs. It is generally assessed, at a minimum, at inception and re-assessed on a periodical basis. However, some collateral, for example, cash or securities relating to margining requirements, is valued daily.

To the extent possible, the Group uses active market data for valuing financial assets held as collateral. Other financial assets which do not have readily determinable market values are valued using financial models.

5.9 Collateral repossessed

The Group's policy is to determine whether a repossessed asset can be best used for its internal operations or should be sold. Assets determined to be useful for the internal operations are transferred to their relevant asset category at the lower of their repossessed value or the carrying value of the original secured asset. Assets for which selling is determined to be a better option are transferred to assets held for sale at their fair value (if financial assets) and fair value less cost to sell for non-financial assets at the repossession date in, line with the Group's policy.

In its normal course of business, the Group does not physically repossess properties or other assets in its retail portfolio, but engages external agents to recover funds, generally at auction, to settle outstanding debt. Any surplus funds are returned to the customers/obligors.

5.10 Determination of Fair value

The Group measures financial instruments, such as, derivatives at fair value at each balance sheet date. Fair value is the price that would be received to sell an asset or paid to transfer a liability in an orderly transaction between market participants at the measurement date. The fair value measurement is based on the presumption that the transaction to sell the asset or transfer the liability takes place either:

- In the principal market for the asset or liability, or
- In the absence of a principal market, in the most advantageous market for the asset or liability.

The principal or the most advantageous market must be accessible by the Group.



Nuvama Wealth Management Limited (Formerly known as Edelweiss Securities Limited)

Notes to the consolidated financial statements for the year ended March 31, 2023

(Currency: Indian rupees in million)

The fair value of an asset or a liability is measured using the assumptions that market participants would use when pricing the asset or liability, assuming that market participants act in their economic best interest. A fair value measurement of a non-financial asset takes into account a market participant's ability to generate economic benefits by using the asset in its highest and best use or by selling it to another market participant that would use the asset in its highest and best use. The Group uses valuation techniques that are appropriate in the circumstances and for which sufficient data are available to measure fair value, maximising the use of relevant observable inputs and minimising the use of unobservable inputs. In order to show how fair values have been derived, financial instruments are classified based on a hierarchy of valuation techniques, as summarised below:

Level 1 financial instruments:

Those where the inputs used in the valuation are unadjusted quoted prices from active markets for identical assets or liabilities that the Group has access to at the measurement date. The Group considers markets as active only if there are sufficient trading activities with regards to the volume and liquidity of the identical assets or liabilities and when there are binding and exercisable price quotes available on the balance sheet date.

Level 2 financial instruments

Those where the inputs that are used for valuation and are significant, are derived from directly or indirectly observable market data available over the entire period of the instrument's life.

Level 3 financial instruments

Those that include one or more unobservable input that is significant to the measurement as whole. For assets and liabilities that are recognised in the financial statements on a recurring basis, the Group determines whether transfers have occurred between levels in the hierarchy by re-assessing categorization (based on the lowest level input that is significant to the fair value measurement as a whole) at the end of each reporting period. The Group periodically reviews its valuation techniques including the adopted methodologies and model calibrations.

Therefore, the Group applies various techniques to estimate the credit risk associated with its financial instruments measured at fair value, which include a portfolio-based approach that estimates for the expected net exposure per counterparty over the full lifetime of the individual assets, in order to reflect the credit risk of the individual counterparties for non-collateralised financial instruments.

The Group evaluates the levelling at each reporting period on an instrument-by-instrument basis and reclassifies instruments when necessary based on the facts at the end of the reporting period.



Nuvama Wealth Management Limited (Formerly known as Edelweiss Securities Limited)

Notes to the consolidated financial statements for the year ended March 31, 2023

(Currency: Indian rupees in million)

5.11 Write-offs

Financial assets are written off either partially or in their entirety only when the Group has no reasonable expectation of recovery.

5.12 Forborne and modified loans

The Group sometimes makes concessions or modifications to the original terms of loans as a response to the borrower's financial difficulties, rather than taking possession or to otherwise enforce collection of collateral. The Group considers a loan forborne when such concessions or modifications are provided as a result of the borrower's present or expected financial difficulties and the Group would not have agreed to them if the borrower had been financially healthy. Indicators of financial difficulties include defaults on covenants, or significant concerns raised by the Credit Risk Department. Forbearance may involve extending the payment arrangements and the agreement of new loan conditions. Once the terms have been renegotiated, any impairment is measured using the original EIR as calculated before the modification of terms. It is the Group's policy to monitor forborne loans to help ensure that future payments continue to be likely to occur. Derecognition decisions and classification between Stage 2 and Stage 3 are determined on a case-by-case basis. If these procedures identify a loss in relation to a loan, it is disclosed and managed as an impaired Stage 3 forborne asset, until it is collected or written off.

5.13 Property, Plant and Equipment, Right-of-use assets and Capital work in progress

Property, plant and equipment is stated at cost excluding the costs of day-to-day servicing, less accumulated depreciation and accumulated impairment in value. Changes in the expected useful life are accounted for by changing the amortization period or methodology, as appropriate, and treated as changes in accounting estimates.

Subsequent cost incurred on an item of property, plant and equipment is recognized in the carrying amount thereof when those cost meet the recognition criteria as mentioned above, Repairs and maintenance are recognized in profit or loss as incurred.

Depreciation is recognized so as to write off the cost of assets (other than freehold land and properties under construction) less their residual values over their useful lives. Depreciation is provided on a written down value basis from the date the asset is ready for its intended use or put to use whichever is earlier. In respect of assets sold, depreciation is provided upto the date of disposal.

An item of property, plant and equipment is derecognised upon disposal or when no future economic benefits are expected to arise from the continued use of the asset. The carrying amount of those components which have been separately recognised as assets is derecognised at the time of replacement thereof. Any gain or loss arising on the disposal or retirement of an item of property, plant and equipment is determined as the difference between the sales proceeds and the carrying amount of the asset and is recognised in profit or loss.



Nuvama Wealth Management Limited (Formerly known as Edelweiss Securities Limited)

Notes to the consolidated financial statements for the year ended March 31, 2023

(Currency: Indian rupees in million)

As per the requirement of Schedule II of the Companies Act, 2013, the Group has evaluated the estimated useful lives of the respective fixed assets which are as per the provisions of Part C of Schedule II of the Act for calculating the depreciation.

The estimated useful lives of the fixed assets are as follows:

Class of asset	Useful life
Building (other than factory building)	60 years
Furniture and fixtures	10 years
Vehicles	8 years
Office equipment	5 years
Computers and data processing units - Servers and networks	6 years
Computers and data processing units – End user devices, such as desktops, laptops etc.	3 years

Land and buildings are shown at fair value based on periodic valuations by external independent valuers, less subsequent depreciation for buildings. Valuations will be carried out on a regular basis, unless the management consider it appropriate to have an earlier revaluation, such that the carrying amount of property does not differ materially from that which would be determined using fair values at the end of the reporting period. Any accumulated depreciation at the date of revaluation is eliminated against the gross carrying amount of the asset, and the net amount is restated to the revalued amount of the asset.

Increases in the carrying amount arising on revaluation of land and buildings are credited to other comprehensive income and shown as a revaluation reserve in shareholders' equity. An exception is a gain on revaluation that reverses a revaluation decrease (impairment) on the same asset previously recognised as an expense. Decreases that offset previous increases of the same asset are charged in other comprehensive income and debited against the revaluation reserve directly in equity; all other decreases are charged to profit or loss. Each year the difference between depreciation based on the revalued carrying amount of the asset charged to profit or loss and depreciation based on the asset's original cost is transferred from the revaluation reserve to retained earnings.

Right-of-use assets are presented together with property, plant and equipment in the statement of financial position – refer to the accounting policy 5.21. Right-of-use assets are depreciated on a straight-line basis over the lease term.

The residual values, useful lives and methods of depreciation of property, plant and equipment are reviewed at each financial year end and adjusted prospectively, if appropriate.

Leasehold improvements are amortized on a straight-line basis over the estimated useful lives of the assets or the period of lease whichever is shorter.



Nuvama Wealth Management Limited (Formerly known as Edelweiss Securities Limited)

Notes to the consolidated financial statements for the year ended March 31, 2023

(Currency: Indian rupees in million)

5.14 Intangible assets

The Group's intangible assets mainly include the value of software and asset management rights. An intangible asset is recognised only when its cost can be measured reliably and it is probable that the expected future economic benefits that are attributable to it will flow to the Group.

Intangible fixed assets are recorded at the consideration paid for the acquisition of such assets and are carried at cost less accumulated amortization and impairment, if any. Intangible with finite lives are amortised over useful economic life.

5.15 Investment properties

Investment Properties are properties held to earn rentals and/or capital appreciation and are measured. Upon initial recognition, an investment property is measured at cost, including transaction costs. Subsequent to the initial recognition, investment property is reported at cost less accumulated depreciation.

Depreciation is recognised using written down method so as to write off the cost of the investment property less their residual values over their useful lives specified in schedule II to the Companies Act, 2013 or in the case of assets where the useful life was determined by technical evaluation, over the useful life so determined.

Depreciation method is reviewed at each financial year end to reflect the expected pattern of consumption of the future benefits embodied in the investment property. The estimated useful life and residual values are also reviewed at each financial year end and the effect of any change in the estimates of useful life/residual value is accounted on prospective basis.

5.16 Impairment of non-financial assets

The Group assesses at each balance sheet date whether there is any indication that an asset may be impaired based on internal/external factors. If any such indication exists, the Group estimates the recoverable amount of the asset. If such recoverable amount of the asset or the recoverable amount of cash generating unit which the asset belongs to is less than its carrying amount, the carrying amount is reduced to its recoverable amount. The reduction is treated as an impairment loss and is recognized in the statement of profit and loss. If at the balance sheet date there is an indication that a previously assessed impairment loss no longer exists, the recoverable amount is reassessed and the asset is reflected at the recoverable amount subject to a maximum of the depreciable historical cost.

5.17 Cash and cash equivalents

Cash and cash equivalents in the Balance Sheet comprise cash at Banks, on hand and short-term deposits with original maturities of three months or less, which are subject to an insignificant risk of changes in value.



Nuvama Wealth Management Limited (Formerly known as Edelweiss Securities Limited)

Notes to the consolidated financial statements for the year ended March 31, 2023

(Currency: Indian rupees in million)

5.18 Foreign currency transactions

The consolidated financial statements are presented in Indian Rupees which is also functional currency of the Group. Transactions in currencies other than Indian Rupees (i.e. foreign currencies) are recognised at the rates of exchange prevailing at the dates of the transactions. At the end of each reporting period, monetary items denominated in foreign currencies are retranslated at the rates prevailing at that date. Non-monetary items carried at fair value that are denominated in foreign currencies are retranslated at the rates prevailing at the date when the fair value was determined. Non-monetary items that are measured in terms of historical cost in a foreign currency are not retranslated.

Exchange differences on monetary items are recognised in profit or loss in the period in which they arise.

5.19 Retirement and other employee benefits

Provident fund and national pension scheme

The Group contributes to a recognized provident fund and national pension scheme which is a defined contribution scheme. The contributions are accounted for on an accrual basis and recognized in the consolidated statement of profit and loss.

Gratuity

The Group's gratuity scheme is a defined benefit plan. The Group's net obligation in respect of the gratuity benefit scheme is calculated by estimating the amount of future benefit that the employees have earned in return for their service in the current and prior periods, that benefit is discounted to determine its present value, and the fair value of any plan assets, if any, is deducted. The present value of the obligation under such benefit plan is determined based on independent actuarial valuation using the Projected Unit Credit Method. Benefits in respect of gratuity are funded with an Insurance Group approved by Insurance Regulatory and Development Authority (IRDA).

Re-measurement, comprising of actuarial gains and losses, the effect of the asset ceiling, excluding amounts included in net interest on the net defined benefit liability, are recognised immediately in the balance sheet with a corresponding debit or credit to retained earnings through OCI in the period in which they occur.

Remeasurement are not reclassified to profit or loss in subsequent periods.

Compensated Leave Absences

The eligible employees of the Group are permitted to carry forward certain number of their annual leave entitlement to subsequent years, subject to a ceiling. The Group recognises the charge to the consolidated statement of profit and loss and corresponding liability on account of such non-vesting accumulated leave entitlement based on a valuation by an independent actuary. The cost of providing annual leave benefits are determined using the projected unit credit method.



Nuvama Wealth Management Limited (Formerly known as Edelweiss Securities Limited)

Notes to the consolidated financial statements for the year ended March 31, 2023

(Currency: Indian rupees in million)

Share-based payment arrangements

Equity-settled share-based payments to employees by the Company and by the erstwhile ultimate parent Group are measured by reference to the fair value of the equity instruments at the grant date.

The fair value of Equity-settled share-based payments determined at the grant date is expensed over the vesting period, based on the Group's estimate of equity instruments that will eventually vest, with a corresponding increase in equity. At the end of each reporting period, the Group revises its estimate of the number of equity instruments expected to vest. The impact of the revision of the original estimates, if any, is recognised in profit or loss such that the cumulative expense reflects the revised estimate, with a corresponding adjustment to the 'ESOP reserve'. In cases where the share options granted vest in instalments over the vesting period, the Group treats each instalment as a separate grant, because each instalment has a different vesting period, and hence the fair value of each instalment differs.

5.20 Income tax expenses

Income tax expense represents the sum of the tax currently payable and deferred tax.

Current tax

The tax currently payable is based on taxable profit for the year. Taxable profit differs from profit before tax' as reported in the consolidated statement of profit and loss because of items of income or expense that are taxable or deductible in other years and items that are never taxable or deductible. The Group's current tax is calculated using tax rates that have been enacted or substantively enacted by the end of the reporting period.

Deferred tax

Deferred tax is recognised on temporary differences between the carrying amounts of assets and liabilities in the consolidated financial statements and the corresponding tax bases used in the computation of taxable profit. Deferred tax liabilities are generally recognised for all taxable temporary differences. Deferred tax assets are generally recognised for all deductible temporary differences to the extent that it is probable that taxable profits will be available against which those deductible temporary differences can be utilised.

Deferred tax assets are also recognised with respect to carry forward of unused tax losses and unused tax credits to the extent that it is probable that future taxable profit will be available against which the unused tax losses and unused tax credits can be utilised.



Nuvama Wealth Management Limited (Formerly known as Edelweiss Securities Limited)

Notes to the consolidated financial statements for the year ended March 31, 2023

(Currency: Indian rupees in million)

It is probable that taxable profit will be available against which a deductible temporary difference, unused tax loss or unused tax credit can be utilised when there are sufficient taxable temporary differences which are expected to reverse in the period of reversal of deductible temporary difference or in periods in which a tax loss can be carried forward or back. When this is not the case, deferred tax asset is recognised to the extent it is probable that:

- the entity will have sufficient taxable profit in the same period as reversal of deductible temporary difference or periods in which a tax loss can be carried forward or back; or
- tax planning opportunities are available that will create taxable profit in appropriate periods.

The carrying amount of deferred tax assets is reviewed at the end of each reporting period and reduced to the extent that it is no longer probable that sufficient taxable profits will be available to allow all or part of the asset to be recovered.

Deferred tax liabilities and assets are measured at the tax rates that are expected to apply in the period in which the liability is settled or the asset realised, based on tax rates (and tax laws) that have been enacted or substantively enacted by the end of the reporting period.

The measurement of deferred tax liabilities and assets reflects the tax consequences that would follow from the manner in which the Group expects, at the end of the reporting period, to recover or settle the carrying amount of its assets and liabilities.

MAT credit asset is recognized where there is convincing evidence that the asset can be realized in future. MAT credit assets are reviewed as at the balance sheet date and written down or written up to reflect the amount that is reasonably certain to be realised.

5.21 Leases

Group as a lessee:

The Group assesses at contract inception whether a contract is, or contains, a lease. That is, if the contract conveys the right to control the use of an identified asset for a period of time in exchange for consideration. The Group applies a single recognition and measurement approach for all leases, except for short-term leases and leases of low-value assets. The Group recognises lease liabilities to make lease payments and right-of-use assets representing the right to use the underlying assets.



Nuvama Wealth Management Limited (Formerly known as Edelweiss Securities Limited)

Notes to the consolidated financial statements for the year ended March 31, 2023

(Currency: Indian rupees in million)

Right of use assets

The Group recognises right-of-use assets at the commencement date of the lease (i.e., the date the underlying asset is available for use). Right-of-use assets are measured at cost, less any accumulated depreciation and impairment losses, and adjusted for any remeasurement of lease liabilities. The cost of right-of-use assets includes the amount of lease liabilities recognised, initial direct costs incurred, and lease payments made at or before the commencement date less any lease incentives received. Right-of-use assets are depreciated on a straight-line basis over the shorter of the lease term and the estimated useful lives of the assets.

Lease Liabilities

At the commencement date of the lease, the Group recognises lease liabilities measured at the present value of lease payments to be made over the lease term. The lease payments include fixed payments (including in substance fixed payments) less any lease incentives receivable, variable lease payments that depend on an index or a rate, and amounts expected to be paid under residual value guarantees. In calculating the present value of lease payments, the Group uses its incremental borrowing rate at the lease commencement date because the interest rate implicit in the lease is not readily determinable. After the commencement date, the amount of lease liabilities is increased to reflect the accretion of interest and reduced for the lease payments made. In addition, the carrying amount of lease liabilities is remeasured if there is a modification, a change in the lease term, a change in the lease payments (e.g., changes to future payments resulting from a change in an index or rate used to determine such lease payments) or a change in the assessment of an option to purchase the underlying asset.

Short term lease

The Group has elected not to recognise right of use asset and lease liabilities for short term leases of property that has lease term of 12 months or less. The Group recognises lease payment associated with these leases as an expense on a straight line basis over lease term.

5.22 Earnings per share

The Group reports basic and diluted earnings per share in accordance with Indian Accounting Standard 33 - Earnings Per Share. Basic earnings per share is computed by dividing the net profit after tax attributable to the equity shareholders by the weighted average number of equity shares outstanding during the year.

Diluted earnings per share reflect the potential dilution that could occur if securities or other contracts to issue equity shares were exercised or converted during the year. Diluted earnings per share is computed by dividing the net profit after tax attributable to the equity shareholders for the year by the weighted average number of equity shares considered for deriving basic earnings per share and weighted average number of equity shares that could have been issued upon conversion of all potential equity shares.



Nuvama Wealth Management Limited (Formerly known as Edelweiss Securities Limited)

Notes to the consolidated financial statements for the year ended March 31, 2023

(Currency: Indian rupees in million)

5.23 Provisions and other contingent liabilities

Provisions are recognised when the Group has a present obligation (legal or constructive) as a result of a past event, it is probable that the Group will be required to settle the obligation, and a reliable estimate can be made of the amount of the obligation. The amount recognised as a provision is the best estimate of the consideration required to settle the present obligation at the end of the reporting period, taking into account the risks and uncertainties surrounding the obligation. Where the probability of outflow is considered to be remote, or probable, but a reliable estimate cannot be made, a contingent liability is disclosed. Given the subjectivity and uncertainty of determining the probability and amount of losses, the Group takes into account a number of factors including legal advice, the stage of the matter and historical evidence from similar incidents.

Provisions are reviewed at each balance sheet date and adjusted to reflect the current best estimate. If it is no longer probable that the outflow of resources would be required to settle the obligation, the provision is reversed.

Contingent assets are not recognised in the consolidated financial statements. However, contingent assets are assessed continually and if it is virtually certain that an economic benefit will arise, the asset and related income are recognised in the period in which the change occurs.


5.24 Assets classified as held for sale

The Group classifies non-current assets and disposal groups as held for sale if their carrying amounts will be recovered principally through a sale rather than through continuing use.

Non-current assets and disposal groups classified as held for sale are measured at the lower of their carrying amount and fair value less costs to sell. Costs to sell are the incremental costs directly attributable to the disposal of an asset (disposal group), excluding finance costs and income tax expense.

The criteria for held for sale classification is regarded as met only when the sale is highly probable, and the asset or disposal group is available for immediate sale in its present condition. Actions required to complete the sale/ distribution should indicate that it is unlikely that significant changes to the sale will be made or that the decision to sell will be withdrawn. Management must be committed to the sale and the sale expected within one year from the date of classification.

For these purposes, sale transactions include exchanges of non-current assets for other non-current assets when the exchange has commercial substance. The criteria for held for sale classification is regarded met only when the assets or disposal group is available for immediate sale in its present condition, subject only to terms that are usual and customary for sales of such assets (or disposal groups), its sale is highly probable; and it will genuinely be sold, not abandoned. The Group treats sale of the asset or disposal group to be highly probable when –



Nuvama Wealth Management Limited (Formerly known as Edelweiss Securities Limited)

Notes to the consolidated financial statements for the year ended March 31, 2023

(Currency: Indian rupees in million)

- The appropriate level of management is committed to a plan to sell the asset (or disposal group)
- An active programme to locate a buyer and complete the plan has been initiated (if applicable)
- The asset (or disposal group) is being actively marketed for sale at a price that is reasonable in relation to its current fair value
- The sale is expected to qualify for recognition as a completed sale within one year from the date of classification and
- Actions required to complete the plan indicate that it is unlikely that significant changes to the plan will be made or that the plan will be withdrawn

Property, plant and equipment and intangible are not depreciated, or amortised assets once classified as held for sale.

Assets classified as held for sale are presented separately from other items in the balance sheet

A disposal group qualifies as discontinued operation if it is a component of an entity that either has been disposed of, or is classified as held for sale, and:

- Represents a separate major line of business or geographical area of operations
- Is part of a single co-ordinated plan to dispose of a separate major line of business or geographical area of operations or
- Is a subsidiary acquired exclusively with a view to resale

Discontinued operations are excluded from the results of continuing operations and are presented as a single amount as profit or loss after tax from discontinued operations in the statement of profit and loss.

Additional disclosures are provided in Note 59. All other notes to the financial statements mainly include amounts for continuing operations, unless otherwise mentioned.

5.25 Business Combinations

The acquisition method of accounting is used for business combinations by the Group. The cost of an acquisition is measured as the aggregate of the consideration transferred measured at acquisition date fair value and the amount of any non-controlling interests in the acquiree. At the acquisition date, the identifiable assets acquired and the liabilities assumed are recognised at their acquisition date fair values with certain limited exceptions. Goodwill is initially measured as the excess of the aggregate of the consideration transferred and the amount recognised for non-controlling interests, and any previous interest held, over the net identifiable assets acquired and liabilities assumed. After initial recognition, goodwill is tested for impairment annually or more frequently if impairment indicators exists. For the purpose of impairment testing, goodwill acquired in a business combination is, from the acquisition date, allocated to each of the Group's cash-generating units that are expected to benefit from the combination, irrespective of whether other assets or liabilities of the acquiree are assigned to those units.



Nuvama Wealth Management Limited (Formerly known as Edelweiss Securities Limited)

Notes to the consolidated financial statements for the year ended March 31, 2023

(Currency: Indian rupees in million)

Business combinations under common control

Common control business combinations includes transactions, such as transfer of subsidiaries or businesses, between entities within a Company. Group has accounted for all such transactions based on pooling of interest method, which is as below:

- The assets and liabilities of the combining entities are reflected at their carrying amounts.
- No adjustments are made to reflect fair values or recognise any new assets or liabilities.
- The financial information in the financial statements in respect of prior periods are restated as if the business combination had occurred from the beginning of the preceding period in the financial statements, irrespective of the actual date of the combination.

The identity of the reserves shall be preserved and shall appear in the financial statements of the transferee in the same form in which they appeared in the financial statements of the transferor. The difference, if any, between the amount recorded as share capital issued plus any additional consideration in the form of cash or other assets and the amount of share capital of the transferor shall be transferred to capital reserve.

Where the net of the acquisition-date amounts of the identifiable assets acquired and the liabilities assumed measured in accordance with Ind AS 103 exceeds the aggregate of the consideration transferred and the amount of any non-controlling interest in the acquiree measured in accordance with Ind AS 103, the resulting gain is recognised as gain from bargain purchase (capital reserve).

6. Significant accounting judgements, estimates and assumptions

The preparation of the Group's consolidated financial statements requires management to make judgements, estimates and assumptions that affect the reported amount of revenues, expenses, assets and liabilities, and the Grouping disclosures, as well as the disclosure of contingent liabilities. Uncertainty about these assumptions and estimates could result in outcomes that require a material adjustment to the carrying amount of assets or liabilities affected in future periods.

Judgements

In the process of applying the Group's accounting policies, management has made the following judgements, which have a significant risk of causing a material adjustment to the carrying amounts of assets and liabilities within the next financial year.

- a) Actuarial assumptions used in calculation of defined benefit plans.
- b) Assumptions used on discounted cash flows, growth rate and discount rate to justify the value of management rights reported under intangible assets.
- c) Assumptions used in estimating the useful lives of tangible assets reported under property, plant and equipment.



Nuvama Wealth Management Limited (Formerly known as Edelweiss Securities Limited)

Notes to the consolidated financial statements for the year ended March 31, 2023

(Currency: Indian rupees in million)

Significant increase in credit risk

ECL is measured as an allowance equal to 12-month ECL for stage 1 assets, or lifetime ECL for stage 2 or stage 3 assets. An asset moves to stage 2 when its credit risk has increased significantly since initial recognition. In assessing whether the credit risk of an asset has significantly increased the Group takes into account qualitative and quantitative reasonable and supportable forward-looking information.

Impairment of Financial assets

The measurement of impairment losses across all categories of financial assets requires judgement, in particular, the estimation of the amount and timing of future cash flows and collateral values when determining impairment losses and the assessment of a significant increase in credit risk. These estimates are driven by a number of factors, changes in which can result in different levels of allowances.

The Group's ECL calculations are outputs of models with a number of underlying assumptions regarding the choice of variable inputs and their interdependencies. Elements of the ECL models that are considered accounting judgements and estimates include:

- PD calculation includes historical data, assumptions and expectations of future conditions.
- The Group's criteria for assessing if there has been a significant increase in credit risk and so allowances for financial assets should be measured on a life-time expected credit loss and the qualitative assessment.
- The segmentation of financial assets when their ECL is assessed on a collective basis.
- Development of ECL models, including the various formulas and the choice of inputs.
- Determination of associations between macroeconomic scenarios and, economic inputs, such as unemployment levels and collateral values, and the effect on PDs, EAD and LGD.
- Selection of forward-looking macroeconomic scenarios and their probability weightings, to derive the economic inputs into the ECL models

It is Group's policy to regularly review its models in the context of actual loss experience and adjust when necessary.

Impairment of Non-Financial assets

The Group assesses at each reporting date whether there is an indication that an asset may be impaired. If any indication exist, the Group estimates the asset's recoverable amount



Nuvama Wealth Management Limited (Formerly known as Edelweiss Securities Limited)

Notes to the consolidated financial statements for the year ended March 31, 2023

(Currency: Indian rupees in million)

An asset's recoverable amount is higher of an asset's fair value less cost of disposal and its value in use. Where the carrying amount exceeds its recoverable amount, the asset is considered impaired and is written down to its recoverable amount.

Provisions for Income Taxes

Significant judgments are involved in determining the provision for income taxes including judgment on whether tax positions are probable of being sustained in tax assessments. A tax assessment can involve complex issues, which can only be resolved over extended time periods.

Estimates and judgments are continually evaluated. They are based on historical experience and other factors, including expectation of future events that may have a financial impact on the Group and that are believed to be reasonable under the circumstances.

Business model assessment

Classification and measurement of financial assets depends on the results of the SPPI and the business model test. The Group determines the business model at a level that reflects how groups of financial assets are managed together to achieve a particular business objective. This assessment includes judgement reflecting all relevant evidence including how the performance of the assets is evaluated and their performance measured, the risks that affect the performance of the assets and how these are managed and how the managers of these assets are compensated.

The Group monitors financial assets measured at amortised cost that are derecognised prior to their maturity to understand the quantum, the reason for their disposal and whether the reasons are consistent with the objective of the business for which the asset was held. Monitoring is part of the Group's continuous assessment of whether the business model for which the remaining financial assets are held continues to be appropriate and if it is not appropriate, whether there has been a change in business model and so a prospective change to the classification of those assets.

7. Key sources of estimation uncertainty

The following are the key assumptions concerning the future, and other key sources of estimation uncertainty at the end of the reporting period that may have a significant risk of causing a material adjustment to the carrying amounts of assets and liabilities within the next financial year, as described below. The Group based its assumptions and estimates on parameters available when the consolidated financial statements were prepared. Existing circumstances and assumptions about future developments, however, may change due to market changes or circumstances arising that are beyond the control of the Group. Such changes are reflected in the assumptions when they occur.



Nuvama Wealth Management Limited (Formerly known as Edelweiss Securities Limited)

Notes to the consolidated financial statements for the year ended March 31, 2023

(Currency: Indian rupees in million)

Effective interest rate method

The Group's EIR methodology, as explained in Note 5.2.1, 28 recognizes interest income / expense using a rate of return that represents the best estimate of a constant rate of return over the expected behavioral life of financial instruments and recognizes the effect of characteristics of the product life cycle

This estimation, by nature, requires an element of judgement regarding the expected behavioral and life-cycle of the instruments, as well expected changes fee income/expense that are integral parts of the instrument.

Incremental borrowing rate

The Group cannot readily determine the interest rate implicit in the lease, therefore, it uses its incremental borrowing rate ('IBR') to measure lease liabilities. Incremental borrowing rate is the rate of interest that the Group would have to pay to borrow over a similar term, and with a similar security, the funds necessary to obtain an asset of a similar value to the right-of-use asset in a similar economic environment.

Fair value of financial instruments

The fair value of financial instruments is the price that would be received to sell an asset or paid to transfer a liability in an orderly transaction in the principal (or most advantageous) market at the measurement date under current market conditions (i.e., an exit price) regardless of whether that price is directly observable or estimated using another valuation technique. When the fair values of financial assets and financial liabilities recorded in the balance sheet cannot be derived from active markets, they are determined using a variety of valuation techniques that include the use of valuation models. The inputs to these models are taken from observable markets where possible, but where this is not feasible, estimation is required in establishing fair values. Judgements and estimates include considerations of liquidity and model inputs related to items such as credit risk (both own and counterparty), funding value adjustments, correlation and volatility.

8. Standards issued but not yet effective

The Ministry of Corporate Affairs ("MCA") notifies new standards or amendments to the existing standards under Companies (Indian Accounting Standards) Rules as issued from time to time. On 31 March 2023, MCA amended the Companies (Indian Accounting Standards) Amendment Rules, 2023, as below:

- i) Ind AS 1 - Presentation of Financial Statements - This amendment requires the entities to disclose their material accounting policies rather than their significant accounting policies. The effective date for adoption of this amendment is annual periods beginning on or after 01 April 2023. The Group has evaluated the amendment and the impact of the amendment is insignificant in the Company's Consolidated financial statements.



Nuvama Wealth Management Limited (Formerly known as Edelweiss Securities Limited)

Notes to the consolidated financial statements for the year ended March 31, 2023

(Currency: Indian rupees in million)

- ii) **Ind AS 8 - Accounting Policies, Changes in Accounting Estimates and Errors -** This amendment has introduced a definition of accounting estimates' and included amendments to Ind AS 8 to help entities distinguish changes in accounting policies from changes in accounting estimates. The effective date for adoption of this amendment is annual periods beginning on or after 01 April 2023. The Group has evaluated the amendment and there is no impact on its consolidated financial statements.

- iii) **Ind AS 12 - Income Taxes -** This amendment has narrowed the scope of the initial recognition exemption so that it does not apply to transactions that give rise to equal and offsetting temporary differences. The effective date for adoption of this amendment is annual periods beginning on or after 01 April 2023. The Group has evaluated the amendment and there is no impact on its consolidated financial statement.



Nuvama Wealth Management Limited (formerly known as Edelweiss Securities Limited)

Notes to the Consolidated Financial Statement for the year ended March 31, 2023

(Currency: Indian rupees in million)

	As at March 31, 2023	As at March 31, 2022
9. Cash and cash equivalents		
Balances with banks		
In current accounts	7,752.51	9,929.08
In transit	12.33	68.40
In fixed deposits with original maturity less than 3 months	116.50	7.50
Accrued interest on fixed deposits	0.61	-
	7,881.95	10,004.98

Note:

- 1) Fixed deposit balances with banks earns interest at fixed rate.

	As at March 31, 2023	As at March 31, 2022
10. Bank balances other than cash and cash equivalents		
Fixed deposit with banks	1,113.66	906.16
Fixed deposits with banks to the extent held as margin money or security against borrowings, bank guarantees (Refer Note 10.A Below)	44,282.86	35,579.77
Balances with bank in current account (Refer note 2 below)	-	1,022.44
Earmarked balance with bank (unclaimed dividends)	-	3.45
	45,396.52	37,511.82

Notes:

- 1) Fixed deposit balances with banks earns interest at fixed rate.
- 2) Bank balances as at March 31, 2022 amounting to Rs 1,022.44 million pertains to Asset Management Business undertaking demerged from the Company into Edelweiss Securities and Investments Private Limited (ESIPL). Since the said amount does not pertain to the Company, a liability of equivalent amount was created in note 27 as 'payable on account of composite scheme of arrangement'. Subsequently, on April 25, 2022 the Company has transferred the aforementioned amount to ESIPL pursuant to the composite scheme of arrangement (refer note 57.1).

10.A Encumbrances on fixed deposits held by the Group:	As at March 31, 2023	As at March 31, 2022
Fixed deposits pledged with exchange to meet margin requirement	33,745.59	29,716.55
Fixed deposits pledged with bank for securing overdraft facilities and bank guarantees	10,505.84	5,627.82
Fixed deposits pledged with exchange for arbitration	29.43	233.40
Fixed deposits placed with Pension Fund Regulatory & Development Authority	2.00	2.00
	44,282.86	35,579.77

11. Derivative financial instruments

Fair Value Assets

Mark to market on interest rate swap	3.32	-
Premium paid on outstanding exchange traded options	2,847.53	1,147.90
Embedded derivatives in market-linked debentures (asset)	3,276.15	978.57
	6,127.00	2,126.47

Fair Value Liabilities

Premium received on outstanding exchange traded options	800.24	564.43
Mark to market on interest rate swap	0.69	-
Embedded derivatives in market-linked debentures (liabilities)	289.08	88.91
	1,090.01	653.34



Nuvama Wealth Management Limited (formerly known as Edelweiss Securities Limited)

Notes to the Consolidated Financial Statement for the year ended March 31, 2023

(Currency: Indian rupees in million)

11.A Derivative financial instruments

The table below shows the fair values of derivative financial instruments recorded as assets or liabilities together with their notional amounts/Units held:

As at March 31, 2023							
Particulars	Unit	Currency	Notional	Fair value asset	Unit	Currency	Fair value liability
(i) Interest rate derivatives							
Interest rate swaps	Rupees	INR	1,250	3.32	Rupees	INR	1,500
Subtotal(i)				3.32			0.69
(ii) Equity linked derivatives							
Stock futures	No of Shares	INR	1,253,981	27.08	No of Shares	INR	516,365
Options purchased	No of Shares	INR	467,061	50.37	-	-	-
Options sold	-	-	-	-	No of Shares	INR	467,061
Less: amounts offset with margin (Refer Note 11.B & 51)	-	-	-	(27.08)	-	-	(11.20)
Subtotal(ii)				50.37			13.66
(iii) Index linked derivatives							
Index futures	Index Units	INR	601,300	172.57	Index Units	INR	174,600
Options purchased	Index Units	INR	2,210,075	2,797.16	-	-	-
Options sold	-	-	-	-	Index Units	INR	2,233,175
Less: amounts offset (Refer Note 11.B & 51)	-	-	-	(172.57)	-	-	(30.27)
Subtotal(iii)				2,797.16			786.58
(iv) Embedded derivatives*							
In market linked debentures	-	INR	-	3,276.15	-	INR	289.08
Subtotal(iv)				3,276.15			289.08
Total derivative financial instruments				6,127.00			1,090.01

As at March 31, 2022							
Particulars	Unit	Currency	Notional	Fair value asset	Unit	Currency	Fair value liability
(i) Equity linked derivatives							
Stock Futures	No of Shares	INR	2,516,775	30.44	No of Shares	INR	3,485,889
Options purchased	No of Shares	INR	4,952,064	381.59	-	-	-
Options sold	-	-	-	-	No of Shares	INR	4,952,064
Less: amounts offset (Refer Note 11.B & 51)	-	-	-	(30.44)	-	-	(25.12)
Subtotal(i)				381.59			43.55
(ii) Index linked derivatives							
Index futures	Index units	INR	200,000	57.16	Index units	INR	71,825
Options purchased	Index units	INR	652,750	766.31	-	-	-
Options sold	-	-	-	-	Index units	INR	652,225
Less: amounts offset (Refer Note 11.B & 51)	-	-	-	(57.16)	-	-	(2.06)
Subtotal(ii)				766.31			520.88
(iii) Embedded derivatives*							
In market linked debentures	-	INR	-	978.57	-	INR	88.91
Subtotal(iii)				978.57			88.91
Total derivative financial instruments				2,126.47			653.34

Note: The notional/units held indicate the value of transactions outstanding at the year end and are not indicative of either the market risk or credit risk.

*An embedded derivative is a component of a hybrid instrument that also includes a non-derivative host contract with the effect that some of the cash flows of the combined instrument vary in a way similar to a stand-alone derivative.

Derivatives designated as hedging instruments

The Group has not designated any derivatives as hedging instruments





Nuvama Wealth Management Limited (formerly known as Edelweiss Securities Limited)

Notes to the Consolidated Financial Statement for the year ended March 31, 2023

(Currency: Indian rupees in million)

11.B Offsetting

The tables below summarise the financial assets and liabilities subject to offsetting, enforceable master netting and similar agreements, as well as financial collateral received to mitigate credit exposures for these financial assets, and whether offset is achieved in the balance sheet:

Financial Assets subject to offsetting, netting arrangements

As at March 31, 2023	Offsetting recognised in balance sheet		Netting potential not recognised in balance sheet		Assets not subject to netting arrangements	Total Assets Recognised in the balance sheet	Maximum Exposure to Risk After consideration of netting potential
	Gross asset before offset	Amount offset	Net asset recognised on the balance sheet	Collaterals received			
Derivative Assets	199.65	(199.65)	-	-	6,127.00	6,127.00	6,127.00
Margin placed with broker*	124.40	42.27	166.67	-	-	166.67	166.67

Financial Liabilities subject to offsetting, netting arrangements

As at March 31, 2023	Offsetting recognised in balance sheet		Netting potential not recognised in balance sheet		Liabilities not subject to netting arrangements	Total Liabilities Recognised in the balance sheet	Maximum Exposure to Risk After consideration of netting potential
	Gross Liabilities before offset	Amount offset	Net Liabilities recognised on the balance sheet	Collaterals Paid			
Derivative Liabilities	41.47	(41.47)	-	-	1,090.01	1,090.01	1,090.01

Financial Assets subject to offsetting, netting arrangements

As at March 31, 2022	Offsetting recognised in balance sheet		Netting potential not recognised in balance sheet		Assets not subject to netting arrangements	Total Assets Recognised in the balance sheet	Maximum Exposure to Risk After consideration of netting potential
	Gross asset before offset	Amount offset	Net asset recognised on the balance sheet	Collaterals received			
Derivative Assets	87.60	(87.60)	-	-	2,126.47	2,126.47	2,126.47

Financial Liabilities subject to offsetting, netting arrangements

As at March 31, 2022	Offsetting recognised in balance sheet		Netting potential not recognised in balance sheet		Liabilities not subject to netting arrangements	Total Liabilities Recognised in the balance sheet	Maximum Exposure to Risk After consideration of netting potential
	Gross Liabilities before offset	Amount offset	Net Liabilities recognised on the balance sheet	Collaterals Paid			
Derivative Liabilities	27.18	(27.18)	-	-	653.34	653.34	653.34
Margin placed with broker*	543.85	(65.34)	478.51	-	-	478.51	478.51

*Note: As at the reporting date, cash margin paid that has been offset against the derivative financial instruments.



Nuvama Wealth Management Limited (formerly known as Edelweiss Securities Limited)

Notes to the Consolidated Financial Statement for the year ended March 31, 2023

(Currency: Indian rupees in million)

	As at March 31, 2023	As at March 31, 2022
12. Securities held for trading:		
At fair value through profit and loss account		
Equity instruments	3,518.71	3,341.28
Debt securities	6,434.97	2,302.21
Exchange traded funds / Mutual funds	3,145.89	3,000.30
Preference Shares	-	252.02
	<u>13,099.57</u>	<u>8,895.81</u>
Stock in trade outside India	-	-
Stock in trade inside India	13,099.57	8,895.81
	<u>13,099.57</u>	<u>8,895.81</u>

Note:

1) Refer note 51- Fair value measurement for valuation methodologies for securities held for trading

2) Refer note 24.B- For Charge created on debt securities

	As at March 31, 2023	As at March 31, 2022
13. Trade receivables		
a) Trade receivables		
Receivables considered good - secured	3,008.00	6,298.02
Receivables considered good - unsecured	5,913.47	2,654.04
Receivables - credit impaired	162.37	155.30
	<u>9,083.84</u>	<u>9,107.36</u>
Allowance for expected credit losses		
Receivables considered good	(21.13)	(27.68)
Receivables - credit impaired	(162.37)	(155.30)
Trade receivables (A)	<u>8,900.34</u>	<u>8,924.38</u>

c) Reconciliation of impairment allowance on trade receivables:

	As at March 31, 2023	As at March 31, 2022
Impairment allowance as per simplified approach		
Opening balance	182.98	160.56
Add/ (less): asset originated/ recovered (net)	0.52	22.42
Closing balance	<u>183.50</u>	<u>182.98</u>

Notes:

1) No trade or other receivables are due from directors or other officers of the company either severally or jointly with any other person. No trade or other receivables due from firms or private companies in which directors is/are partner, a director or a member.

2) For charges created on receivables refer note 24.B.



Nuvama Wealth Management Limited (formerly known as Edelweiss Securities Limited)

Notes to the Consolidated Financial Statement for the year ended March 31, 2023

(Currency: Indian rupees in million)

13. Trade receivables

d) Trade receivables days past due

As at March 31, 2023	Unbilled	Not due	< 6 months	6 - 12 months	1 - 2 years	2 - 3 years	> 3 years	Total
A. Gross receivables								
Undisputed								
Receivables – considered good	492.88	4,173.31	4,253.43	1.02	0.36	0.17	0.28	8,921.45
Receivables – credit impaired	-	-	9.41	22.62	30.58	13.60	79.78	155.99
Disputed								
Receivables – considered good	-	-	0.02	-	-	-	-	0.02
Receivables – credit impaired	-	-	-	-	-	-	6.38	6.38
Total (A)	492.88	4,173.31	4,262.86	23.64	30.94	13.77	86.44	9,083.84
B. Allowance for expected credit losses								
Undisputed								
Receivables – considered good	-	0.42	19.92	0.22	0.12	0.17	0.28	21.13
Receivables – credit impaired	-	-	9.41	22.62	30.58	13.60	79.78	155.99
Disputed								
Receivables – credit impaired	-	-	-	-	-	-	6.38	6.38
Total (B)	-	0.42	29.33	22.84	30.70	13.77	86.44	183.50
Total receivables net of ECL (A - B)	492.88	4,172.89	4,233.53	0.80	0.24	-	-	8,900.34
As at March 31, 2022								
A. Gross receivables								
Undisputed								
Receivables – considered good	287.37	887.69	7,759.66	14.48	2.32	0.16	0.38	8,952.06
Receivables – credit impaired	-	-	4.56	15.59	18.06	19.38	77.71	135.30
Disputed								
Receivables – credit impaired	-	-	0.02	0.97	2.98	6.13	9.90	20.00
Total (A)	287.37	887.69	7,764.24	31.04	23.36	25.67	87.99	9,107.36
B. Allowance for expected credit losses								
Undisputed								
Receivables – considered good	-	0.01	10.50	14.39	2.24	0.16	0.38	27.68
Receivables – credit impaired	-	-	4.56	15.59	18.06	19.38	77.71	135.30
Disputed								
Receivables – credit impaired	-	-	0.02	0.97	2.98	6.13	9.90	20.00
Total (B)	-	0.01	15.08	30.95	23.28	25.67	87.99	182.98
Total receivables net of ECL (A - B)	287.37	887.68	7,749.16	0.09	0.08	-	-	8,924.38



Nuvama Wealth Management Limited (formerly known as Edelweiss Securities Limited)

Notes to the Consolidated Financial Statement for the year ended March 31, 2023

(Currency: Indian rupees in million)

	As at March 31, 2023	As at March 31, 2022
14. Loans (at amortised cost)		
Retail credit	30,510.31	24,185.49
Margin trading facility	5,117.74	5,425.97
Total gross	35,628.05	29,611.46
Less: Impairment loss allowance (Refer Note 14.A)	(94.69)	(80.82)
Total net	35,533.36	29,530.64
Secured:		
- Loan against securities	29,178.69	22,232.37
- Margin trading facility	5,115.91	5,424.30
Unsecured:		
- In case of ESOP and IPO funding	734.08	984.66
- In case of Margin trading facility	1.83	1.67
- Others	597.54	968.46
Total gross	35,628.05	29,611.46
Less: Impairment loss allowance (Refer Note 14.A)	(94.69)	(80.82)
Total net	35,533.36	29,530.64
Loans in India		
Public sector	-	-
Others	35,628.05	29,611.46
Total gross	35,628.05	29,611.46
Less: Impairment loss allowance (Refer Note 14.A)	(94.69)	(80.82)
Total net	35,533.36	29,530.64

Note:

1) For charges created on loans refer note 24.B.





Nuvama Wealth Management Limited (formerly known as Edelweiss Securities Limited)

Notes to the Consolidated Financial Statement for the year ended March 31, 2023

(Currency: Indian rupees in million)

14.A Credit quality of assets

The table below shows the credit quality and the maximum exposure to credit risk based on the Group's year-end stage classification. The amounts presented are gross of impairment allowances.

a Credit quality of assets

	As at March 31, 2023			As at March 31, 2022				
	Stage I	Stage II	Stage III	Total	Stage I	Stage II	Stage III	Total
Performing	35,618.72	-	-	35,618.72	29,608.46	-	-	29,608.46
High grade	-	7.54	-	7.54	-	1.41	-	1.41
Standard grade	-	-	-	-	-	-	-	-
Non-performing	-	-	1.79	1.79	-	-	1.59	1.59
Individually impaired	-	-	1.79	1.79	-	-	1.59	1.59
	35,618.72	7.54	1.79	35,628.05	29,608.46	1.41	1.59	29,611.46

b Reconciliation of changes in gross carrying amount and corresponding ECL allowances for loans and advances to corporate and retail customers:

The following disclosure provides stage wise reconciliation of the Group's gross carrying amount and ECL allowances for loans and advances to corporates and retail customers. The transfers of financial assets represents the impact of stage transfers upon the gross carrying amount and associated allowance for ECL. The net remeasurement of ECL arising from stage transfers represents the increase or decrease due to these transfers.

The 'New assets originated /repayments received (net)' represent the gross carrying amount and associated allowance ECL impact from transactions i.e. new lending, further disbursements, repayments and interest accrual on loans.

Reconciliation / movement for the year ended March 31, 2023

Particulars	Non credit impaired			Credit impaired			Total
	Stage I	Stage II	Stage III	Stage I	Stage II	Stage III	
Opening balance	29,608.46	1.41	0.01	1.59	29,611.46	80.82	
Transfer of financial assets	(6.43)	6.43	0.03	-	-	-	
Stage I to Stage II	1.41	(1.41)	(0.01)	-	-	-	
Stage II to Stage I	6,015.28	1.11	-	0.20	6,016.59	13.87	
New assets originated /repayments received (net)	35,618.72	92.87	0.03	1.79	35,628.05	94.69	
Closing balance							

Reconciliation / movement for the year ended March 31, 2022

Particulars	Non credit impaired			Credit impaired			Total
	Stage I	Stage II	Stage III	Stage I	Stage II	Stage III	
Opening balance	14,292.17	47.41	2.36	-	14,882.35	49.77	
Transfer of financial assets:							
Stage I to Stage II	532.58	(532.58)	(2.13)	-	-	-	
Stage II to Stage I	14,783.71	29.68	(0.22)	1.59	14,729.11	31.05	
New assets originated /repayments received (net)	29,608.46	79.22	0.01	1.59	29,611.46	80.82	
Closing balance							



Nuvama Wealth Management Limited (formerly known as Edelweiss Securities Limited)

Notes to the Consolidated Financial Statement for the year ended March 31, 2023

(Currency: Indian rupees in million)

15. Investments

As at March 31, 2023	At amortised cost (1)	At fair value				At cost (Associate) (6)	Total (7) = (1+5+6)
		Through OCI (2)	Through P&L (3)	Designated at fair value through profit or loss (4)	Subtotal 5 = (2+3+4)		
Equity shares	-	-	-	-	-	281.19	281.19
Government securities	975.64	-	-	-	-	-	975.64
Units of AIF	-	-	209.65	-	209.65	-	209.65
Units of Trust	-	-	3.60	-	3.60	-	3.60
Preference shares	226.58	-	-	-	-	-	226.58
TOTAL - gross (A)	1,202.22	-	213.25	-	213.25	281.19	1,696.66
(i) Investments outside India	-	-	-	-	-	-	-
(ii) Investment in India	1,202.22	-	213.25	-	213.25	281.19	1,696.66
Total (B)	1,202.22	-	213.25	-	213.25	281.19	1,696.66
Less: allowance for impairment (C)	-	-	-	-	-	-	-
Total net (A-C)	1,202.22	-	213.25	-	213.25	281.19	1,696.66

As at March 31, 2022	At amortised cost (1)	At fair value				At cost (Associate) (6)	Total (7) = (1+5+6)
		Through OCI (2)	Through P&L (3)	Designated at fair value through profit or loss (4)	Subtotal 5 = (2+3+4)		
Equity shares	-	-	-	-	-	271.80	271.80
Units of AIF	-	-	189.40	-	189.40	-	189.40
Preference shares	240.77	-	-	-	-	-	240.77
TOTAL - gross (A)	240.77	-	189.40	-	189.40	271.80	701.97
(i) Investments outside India	-	-	-	-	-	-	-
(ii) Investment in India	240.77	-	189.40	-	189.40	271.80	701.97
Total (B)	240.77	-	189.40	-	189.40	271.80	701.97
Less: allowance for impairment (C)	-	-	-	-	-	-	-
Total Net (A-C)	240.77	-	189.40	-	189.40	271.80	701.97

Notes:

- 1) Please refer note 15.B - Investment details for further details
- 2) Please refer note 51 - Fair value measurement for valuation methodology



Nuvama Wealth Management Limited (formerly known as Edelweiss Securities Limited)

Notes to the Consolidated Financial Statement for the year ended March 31, 2023

(Currency: Indian rupees in million)

15. Investments

15.A Investments in equity shares of associate companies:

Investment in associate is accounted for using the equity method in the consolidated financial statements. The following table illustrates the summarised financial information of Company's investment in associate company.

Particulars	Nuvama Custodial Services Limited (Formerly known as Edelweiss Capital Services Limited)	
	As at March 31, 2023	As at March 31, 2022
Total financial assets	1,374.22	2,541.80
Total non-financial assets	53.04	29.61
Total assets (A)	1,427.26	2,571.41
Total financial liabilities	841.38	2,006.82
Total non-financial liabilities	12.03	9.90
Total liabilities (B)	853.41	2,016.72
Net worth (A-B)	573.85	554.69
% share in equity	49%	49%
Share in equity	281.19	271.80
Gross carrying amount of the investment	281.19	271.80

Particulars	Nuvama Custodial Services Limited (Formerly known as Edelweiss Capital Services Limited)	
	For the year ended March 31, 2023	For the year ended March 31, 2022
Total income	389.03	180.15
Total expenses	365.02	157.17
Profit before tax	24.01	22.98
Tax expenses	4.56	2.51
Profit for the year	19.45	20.47
Other comprehensive income	(0.61)	(0.30)
Total comprehensive income	18.84	20.17
Share of Company	9.23	9.88



Nuvama Wealth Management Limited (formerly known as Edelweiss Securities Limited)

Notes to the Consolidated Financial Statement for the year ended March 31, 2023

(Currency: Indian rupees in million)

15.B Investments

Equity shares (fully paid up) - at cost

(a) Equity instruments of associate companies

Nuvama Custodial Services Limited (Formerly known as Edelweiss Capital Services Limited)

10 26,950,000 281.19 10 26,950,000 271.80

Edelweiss Asset Reconstruction Company Limited

10 68,909,148 5,779.22

Less : Reduction due to composite scheme of arrangement (Refer note 57.1)

- (5,779.22)

(c) Equity instruments of other companies

Edelweiss Alternative Asset Advisors Limited

10 1,044,884 0.05

Less : Reduction due to composite scheme of arrangement (Refer note 57.1)

- (0.05)

Total (A) 281.19 271.80

Units of AIF

(At fair value through profit and loss)

Nuvama Enhanced Dynamic Growth Equity (formerly Edelweiss Dynamic Growth Equity Fund)

10 9,375,829 125.52 10 9,654,775 117.23

Nuvama Crossover Opportunities Fund - Series III (formerly Edelweiss Crossover Opportunities Fund - Series III)

10 2,379,484 31.10 10 2,379,484 31.23

Nuvama Crossover Opportunities Fund - Series III A (formerly Edelweiss Crossover Opportunities Fund - Series III A)

10 2,424,556 27.44 10 2,424,556 28.25

Nuvama Crossover Opportunities Fund - Series III B (formerly Edelweiss Crossover Opportunities Fund - Series III B)

10 1,953,291 20.56 10 1,249,900 12.69

Nuvama Crossover Yield Opportunities Fund (formerly Edelweiss Crossover Yield Opportunities Fund)

10 500,000 5.03 -

Total (B) 209.65 189.40

Units of Trust

(At fair value through profit and loss)

Nuvama EBT Crossover III B Scheme (Scheme of Nuvama Asset Management Employees Beneficiary Trust)

10 360,000 3.60 -

Total (C) 3.60 -

Redeemable preference shares (fully paid up)

(At amortised cost)

Indianivesh Capitals Limited

10 23,500,000 226.58 10 23,500,000 240.77

Total (D) 226.58 240.77

Government securities

(At amortised cost)

T-BILL (182 days) 14.09.2023

100 5,000,000 484.18 -

T-BILL (182 days) 06.07.2023

100 5,000,000 491.46 -

Total (E) 975.64 -

Total (A+B+C+D+E) 1,696.66 701.97




Nuvama Wealth Management Limited (formerly known as Edelweiss Securities Limited)

Notes to the Consolidated Financial Statement for the year ended March 31, 2023

(Currency: Indian rupees in million)

	As at March 31, 2023	As at March 31, 2022
16. Other financial assets		
Receivable from exchange /clearing house (net)	1,678.66	810.01
Margin placed with broker	81.03	1,899.51
Deposits placed with exchange/ depositories	1,385.65	578.98
Rental deposits	381.36	273.99
Deposits- others	18.81	13.55
Advances recoverable in cash or in kind or for value to be received	102.89	146.22
Other assets	2.92	-
Accrued interest on margin	-	0.05
CBLO - Lending	-	499.82
Receivable on account of composite scheme of arrangement (Refer note below)	-	81.77
	3,651.32	4,303.90
Note:		
Receivable of Rs 81.77 million as at March 31, 2022 pertains to the cash & bank balance of Wealth Management Business undertaking demerged from the Edelweiss Global Wealth Management Limited ("EGWML") into the Company. Since the said amount is received subsequently on April 28, 2022 by the Company, it is shown as receivable from EGWML pursuant to composite scheme of arrangement (Refer note 10).		
17. Current tax assets (net)		
Advance income taxes	570.78	740.34
	570.78	740.34
18. Deferred tax assets		
Deferred tax assets		
<u>Loans and trade receivables</u>		
Expected credit loss	88.13	65.13
Unamortised processing fees - EIR on lending	18.73	13.86
<u>Employee benefit obligations</u>		
Disallowances under section 43B of the Income tax act, 1961	23.85	17.34
<u>Unused tax losses</u>		
Accumulated losses	-	19.86
<u>Investments and other financial instruments</u>		
Fair valuation - Derivative financial instruments	41.98	20.44
<u>Property, plant and equipment and intangibles</u>		
Difference between book and tax depreciation	90.67	66.25
<u>Leases</u>		
Right to Use Assets (net of lease liabilities)	43.06	32.03
<u>Disallowances under section 35DD of the Income tax act, 1961</u>	8.97	-
<u>Others</u>	0.47	4.60
	315.86	239.51
Deferred tax liabilities		
<u>Property, plant and equipment and intangibles</u>		
Revaluation of Property, plant, equipment	102.73	108.49
<u>Investments and other financial instruments</u>		
Fair valuation - Derivative financial instruments	62.53	42.57
Fair valuation - Investments and securities held for trading	89.54	59.95
<u>Borrowings</u>		
Effective interest rate on borrowings	55.57	19.85
	310.37	230.86
Net deferred tax assets	5.49	8.65
19. Investment property		
Gross book value	158.53	-
Add: Additions during the year	-	158.53
Less: Accumulated depreciation	11.19	3.43
Net book value	147.34	155.10



Nuvama Wealth Management Limited (formerly known as Edelweiss Securities Limited)

Notes to the Consolidated Financial Statement for the year ended March 31, 2023

(Currency: Indian rupees in million)


20. Property, plant and equipment and intangible assets

Particulars	Property, plant and equipment							Other Intangible Assets			
	Building (refer note 1 below)	Leasehold improvements	Furniture and fixtures	Vehicles	Office equipment	Computers	Right to Use Assets	Total	Computer Software	Asset Management right	Total
Cost:											
As at April 1, 2021	665.29	64.01	29.25	24.74	55.24	522.00	660.87	2,029.40	899.00	-	899.00
Additions	33.03	17.03	2.44	-	6.43	106.43	800.34	965.70	231.65	14.13	245.78
Disposals	-	(8.64)	(3.72)	(16.10)	(9.12)	(50.37)	(91.57)	(179.52)	(232.49)	-	(232.49)
Reduction due to composite scheme of arrangement (refer note 57.1)	-	-	-	-	-	(0.06)	-	(0.06)	-	-	-
As at March 31, 2022	698.32	72.40	27.97	8.64	52.55	578.00	1,377.64	2,815.52	898.16	14.13	912.29
Additions	-	232.15	2.89	-	23.49	242.82	1,043.39	1,544.74	161.94	-	161.94
Additions on account of acquisition of subsidiary (refer note 54)	-	-	-	-	0.01	0.34	-	0.35	16.63	-	16.63
Disposals	-	(2.13)	(0.91)	(5.77)	(1.03)	(168.78)	(368.97)	(547.59)	0.53	-	0.53
As at March 31, 2023	698.32	302.42	29.95	2.87	75.02	652.38	2,052.06	3,813.02	1,077.26	14.13	1,091.39
Depreciation and Impairment:											
As at April 1, 2021	37.79	21.89	11.30	17.84	38.77	355.04	286.32	768.95	539.21	-	539.21
Depreciation/Amortisation/ Impairment for the year	49.20	16.39	4.77	1.45	7.98	166.93	261.77	508.49	199.03	2.31	201.32
Disposals	-	(5.75)	(2.18)	(12.64)	(7.95)	(45.79)	(19.76)	(93.50)	(229.14)	-	(229.14)
Reduction due to composite scheme of arrangement (refer note 57.1)	-	-	-	-	-	(0.05)	-	(0.05)	-	-	-
As at March 31, 2022	86.99	32.53	13.89	7.25	38.77	476.13	528.33	1,183.89	509.08	2.31	511.39
Depreciation/Amortisation/ Impairment for the year	34.39	25.48	4.55	0.25	9.11	159.40	372.45	605.63	260.60	2.83	272.43
Additions on account of acquisition of subsidiary (refer note 54)	-	-	-	-	0.01	0.31	-	0.32	4.58	-	4.58
Disposals	-	(2.59)	(0.67)	(5.02)	(0.96)	(155.64)	(102.19)	(267.97)	0.53	-	0.53
As at March 31, 2023	121.38	55.42	17.77	2.48	46.93	480.20	798.59	1,522.77	783.79	5.14	788.93
Net Book Value											
As at March 31, 2022	611.33	39.87	14.08	1.39	13.78	101.87	849.31	1,631.63	389.08	11.82	400.90
As at March 31, 2023	576.94	247.00	12.18	0.39	28.09	172.18	1,253.47	2,290.25	293.47	8.99	302.46

Notes:

During FY 2020-21 Navama Clearing Services Ltd (Formerly known as Edelweiss Custodial Services Ltd) (NCSL), a wholly owned subsidiary of the Company, had challenged an order by an investigating agency marking lien on its Clearing Bank account before the 47th Additional Chief Metropolitan Magistrate Court, Mumbai. Since the investigation against the trading member, for which NCSL was a clearing member, was under process, the Court contended that it had no objection to setting aside the lien order issued by investigating agency, upon NCSL providing an undertaking to keep sufficient assets unencumbered amounting to Rs. 4606.90 million. NCSL had then provided an undertaking to keep the assets (Building) amounting to Rs. 662.56 million belonging to the Company unencumbered. The Hon'ble Court had set aside the lien order. The original Misc. Application filed by NCSL before 47th Additional Chief Metropolitan Magistrate's Court at Esplanade, Mumbai has now been transferred to the City Civil & Sessions Court under M.P. I.D. Act and the matter has been listed for further hearing. NCSL has assessed such liability to be remote and accordingly, as per the Company there is no adjustment required in the consolidated financial statements for the year ended March 31, 2023

2) Charge on a class of asset (i.e. building) gross block to the extent of ₹ 2.73 million (previous year: ₹ 2.73 million) against secured redeemable non-convertible debentures.



Nuvama Wealth Management Limited (formerly known as Edelweiss Securities Limited)

Notes to the Consolidated Financial Statement for the year ended March 31, 2023

(Currency: Indian rupees in million)

21. Intangible assets under development

a. Ageing schedule

As at March 31, 2023	Amount in Intangible asset under development for a period of				
	< 1 year	1-2 years	2-3 years	> 3 years	Total
Projects in progress	159.64	91.29	-	-	250.93
Total	159.64	91.29	-	-	250.93

As at March 31, 2022	Amount in Intangible asset under development for a period of				
	< 1 year	1-2 years	2-3 years	> 3 years	Total
Projects in progress	138.63	21.20	8.67	9.09	177.59
Total	138.63	21.20	8.67	9.09	177.59

b. Projects whose completion is overdue or had exceeded its cost compared to its original plan

As at March 31, 2023	To be completed in				
	< 1 year	1-2 years	2-3 years	> 3 years	Total
Projects in progress	243.47	-	-	-	243.47
Total	243.47	-	-	-	243.47

As at March 31, 2022	To be completed in				
	< 1 year	1-2 years	2-3 years	> 3 years	Total
Projects in progress	151.40	-	-	-	151.40
Total	151.40	-	-	-	151.40



Nuvama Wealth Management Limited (formerly known as Edelweiss Securities Limited)

Notes to the Consolidated Financial Statement for the year ended March 31, 2023

(Currency: Indian rupees in million)

	As at March 31, 2023	As at March 31, 2022
22. Other non-financial assets		
(Unsecured considered good, unless stated otherwise)		
Input tax credit	68.67	53.30
Advances to others	467.48	467.48
Capital Advances	-	66.92
Other deposits	9.55	11.47
Contribution to gratuity fund (net)	18.75	6.15
Prepaid expenses	239.25	170.73
Vendor advances	165.94	76.58
Advances recoverable in cash or in kind or for value to be received	5.66	3.73
Advances to employees	3.52	2.96
Others	224.39	9.02
	1,203.21	868.34

23. Trade Payables

Trade payables (refer note 49 for related party disclosure)	17,565.91	16,378.63
	17,565.91	16,378.63

23.A Details of dues to micro and small enterprises


Trade Payables includes Rs 80.73 Million (March 31, 2022 : Rs 51.00 Million) payable to "Suppliers" registered under the Micro, Small and Medium Enterprises Development Act, 2006. No interest has been paid / is payable by the Group during the year to "Suppliers" registered under this act. The aforementioned is based on the responses received by the Group to its inquiries with suppliers with regard to applicability under the said Act.

23.B Trade payables ageing

As at March 31, 2023	Outstanding for following periods from due date of transaction					Total
	Provisions	Upto 1 year	1 - 2 years	2 - 3 years	> 3 years	
MSME	73.84	6.89	-	-	-	80.73
Others	1,773.52	15,664.84	24.06	5.88	15.69	17,483.99
Disputed dues - Others	-	1.02	0.17	-	-	1.19
Total	1,847.36	15,672.75	24.23	5.88	15.69	17,565.91

As at March 31, 2022	Outstanding for following periods from due date of transaction					Total
	Provisions	Upto 1 year	1 - 2 years	2 - 3 years	> 3 years	
MSME	50.14	0.86	-	-	-	51.00
Others	1,302.05	14,955.85	59.29	2.40	8.04	16,327.63
Total	1,352.19	14,956.71	59.29	2.40	8.04	16,378.63

	As at March 31, 2023	As at March 31, 2022
24. Debt securities (at amortised cost)		
(Refer Note 24.A and 24.B)		
Redeemable non-convertible debentures - secured		
Public issue	4,370.13	1,737.92
Market linked debentures	31,211.87	19,757.97
Commercial papers - unsecured	11,165.00	10,650.00
Less: Unamortised discount	(194.99)	(118.46)
	10,970.01	10,531.54
Total	46,552.01	32,027.43
Debt securities in India	46,552.01	32,027.43
Debt securities outside India	-	-
Total	46,552.01	32,027.43



Nuvama Wealth Management Limited (formerly known as Edelweiss Securities Limited)

Notes to the Consolidated Financial Statement for the year ended March 31, 2023

(Currency: Indian rupees in million)

24.A Maturity profile and rate of interest of debt securities are set out below:

Redeemable non-convertible debentures - secured

Month	As at March 31, 2023					As at March 31, 2022				
	Rate of Interest				Grand total	Rate of Interest			Grand total	
	8% - 9%	9% - 10%	10% - 11%	MLD*		9% - 10%	10% - 11%	MLD*		
May 2022	-	-	-	-	-	-	-	21.32	21.32	
Aug 2022	-	-	-	-	-	-	-	1,018.85	1,018.85	
Oct 2022	-	-	-	-	-	-	-	161.02	161.02	
Dec 2022	-	-	-	-	-	-	-	3,166.29	3,166.29	
Feb 2023	-	-	-	-	-	351.31	-	283.18	634.49	
May 2023	-	-	-	1,068.75	1,068.75	-	-	2,232.33	2,232.33	
Jun 2023	-	-	-	1,466.81	1,466.81	-	-	1,382.95	1,382.95	
Aug 2023	-	-	-	131.55	131.55	-	-	122.25	122.25	
Dec 2023	-	-	-	1,665.94	1,665.94	-	-	1,479.36	1,479.36	
Jan 2024	-	-	-	870.83	870.83	-	-	747.23	747.23	
Feb 2024	-	-	-	139.19	139.19	-	-	126.32	126.32	
Mar 2024	-	-	-	2,231.19	2,231.19	-	-	894.51	894.51	
Apr 2024	-	-	-	239.86	239.86	-	-	-	-	
May 2024	-	-	-	167.64	167.64	-	-	-	-	
Jul 2024	419.88	-	-	1,127.30	1,547.18	-	-	-	-	
Aug 2024	-	-	-	561.69	561.69	-	-	518.31	518.31	
Sep 2024	-	-	-	868.27	868.27	-	-	578.51	578.51	
Jan 2025	-	-	-	35.03	35.03	-	-	31.92	31.92	
Feb 2025	-	443.93	401.49	-	845.42	443.91	401.49	-	845.40	
Mar 2025	-	-	-	430.67	430.67	-	-	288.41	288.41	
Apr 2025	-	-	-	2,057.97	2,057.97	-	-	1,887.45	1,887.45	
May 2025	-	-	-	1,029.04	1,029.04	-	-	941.19	941.19	
Jun 2025	-	-	-	1,555.36	1,555.36	-	-	1,358.77	1,358.77	
Jul 2025	535.86	679.33	-	2,352.85	3,568.04	-	-	2,093.31	2,093.31	
Aug 2025	-	-	-	2,490.46	2,490.46	-	-	396.64	396.64	
Sep 2025	-	-	-	1,705.90	1,705.90	-	-	-	-	
Oct 2025	-	-	-	1,857.54	1,857.54	-	-	-	-	
Nov 2025	-	-	-	1,536.08	1,536.08	-	-	-	-	
Dec 2025	-	-	-	1,318.54	1,318.54	-	-	-	-	
Jan 2026	-	-	-	556.47	556.47	-	-	-	-	
Feb 2026	-	-	-	10.51	10.51	-	-	-	-	
Apr 2026	-	-	-	387.26	387.26	-	-	-	-	
May 2026	-	-	-	1,424.52	1,424.52	-	-	-	-	
Jun 2026	-	-	-	855.19	855.19	-	-	-	-	
Jul 2026	-	-	-	1,020.82	1,020.82	-	-	-	-	
Aug 2026	-	-	-	16.87	16.87	-	-	-	-	
Dec 2026	-	-	-	31.77	31.77	-	-	27.85	27.85	
Jul 2027	-	812.56	-	-	812.56	-	-	-	-	
Feb 2030	-	262.96	265.63	-	528.59	263.38	276.34	-	539.72	
Jul 2032	-	477.32	-	-	477.32	-	-	-	-	
	955.74	2,676.10	667.12	31,211.87	35,510.83	1,058.60	677.83	19,757.97	21,494.40	
Add: interest accrued **					148.31				51.89	
Less: unamortised issuance cost					(77.14)				(50.40)	
					<u>35,582.00</u>				<u>21,495.89</u>	

* MLD represents market linked debentures. The interest rate is linked to the performance of the underlying benchmark and is fluctuating in nature.

** Interest accrued and payable on interest payment date for respective ISINs.



Nuvama Wealth Management Limited (formerly known as Edelweiss Securities Limited)

Notes to the Consolidated Financial Statement for the year ended March 31, 2023

(Currency: Indian rupees in million)

24.A Maturity profile and rate of interest of debt securities are set out below:

Commercial Paper- unsecured :

Month	As at March 31, 2023				As at March 31, 2022			
	Rate of Interest			Grand total	Rate of Interest			Grand total
	7% - 8%	8% - 9%	9% - 10%		5% - 6%	7% - 8%	8% - 9%	
Apr 2022	-	-	-	-	3,350.00	-	-	3,350.00
May 2022	-	-	-	-	6,000.00	-	-	6,000.00
Jul 2022	-	-	-	-	-	100.00	-	100.00
Oct 2022	-	-	-	-	-	-	550.00	550.00
Dec 2022	-	-	-	-	-	100.00	50.00	150.00
Feb 2023	-	-	-	-	-	-	500.00	500.00
Apr 2023	50.00	500.00	500.00	1,050.00	-	-	-	-
May 2023	105.00	2,250.00	1,700.00	4,055.00	-	-	-	-
Jun 2023	100.00	60.00	3,500.00	3,660.00	-	-	-	-
Jul 2023	150.00	-	1,500.00	1,650.00	-	-	-	-
Nov 2023	200.00	-	-	200.00	-	-	-	-
Feb 2024	-	500.00	-	500.00	-	-	-	-
Mar 2024	-	50.00	-	50.00	-	-	-	-
	605.00	3,360.00	7,200.00	11,165.00	9,350.00	200.00	1,100.00	10,650.00

Less: unamortised discount

(194.99)

(118.46)

10,970.01

10,531.54

24.B Details of securities:

Redeemable non-convertible debentures - secured

The issue proceeds of Non-Convertible Debentures (NCDs) issued by the Group are being utilized as per the objects stated in the offer document. Further, there have been no deviations in the use of proceeds of issue of NCDs from the objects stated in the offer document.

All secured & redeemable debt securities issued by the Group and outstanding as on March 31, 2023 are fully secured by first charge / pari passu charge, as the case may be, on the property and on present & future receivables, book debts, loans and other financial & non-financial assets. Accordingly, the Group is maintaining asset cover of 1x or such higher asset cover required as per the terms of offer document/information Memorandum.



Nuvama Wealth Management Limited (formerly known as Edelweiss Securities Limited)

Notes to the Consolidated Financial Statement for the year ended March 31, 2023

(Currency: Indian rupees in million)

	As at March 31, 2023	As at March 31, 2022
25. Borrowings other than debt securities (at amortised cost)		
Secured		
Working capital demand loan	2,226.01	1,257.75
[Secured by charge on receivables, fixed deposits and corporate guarantee from Company] (Interest rate ranging from 7.50% to 10.25% p.a. for March 31, 2023) (Interest rate ranging from 6.75% to 9.50% p.a. for March 31, 2022)		
Collateralised borrowing and lending obligation and Clearcorp repo order matching system	4,208.57	1,059.63
(Secured by pledge of Government securities and Treasury-bills) (For March 31, 2023, repayable on April 03, 2023 Interest payable in range of 6.75% to 8.00%) (For March 31, 2022, repayable on April 04, 2022 Interest payable in range of 3.70% to 3.95%)		
Unsecured		
Bank Overdraft	792.44	790.15
(Interest rate at 8.60% p.a. for March 31, 2023) (Interest rate at 7.25% p.a. for March 31, 2022)		
Working capital demand loan	200.72	201.15
(Interest rate at 8.20% p.a. for March 31, 2023) (Interest rate at 6.75% p.a. for March 31, 2022)		
Total	7,427.74	3,308.68
Borrowings in India	7,427.74	3,308.68
Borrowings from outside India	-	-
Total	7,427.74	3,308.68

Note:

The Group has filed periodic returns or statement of current assets ('returns/statements') with the banks / financial institutions in accordance with the terms of sanction. These returns/statements are inline with the books of account.



Nuvama Wealth Management Limited (formerly known as Edelweiss Securities Limited)

Notes to the Consolidated Financial Statement for the year ended March 31, 2023

(Currency: Indian rupees in million)

	As at March 31, 2023	As at March 31, 2022
26. Subordinated liabilities (unsecured) (at amortised cost) (Refer Note 26.A)		
Subordinated debt		
Redeemable preference shares	151.75	153.40
Total	<u>151.75</u>	<u>153.40</u>
Subordinated liabilities in India	151.75	153.40
Subordinated liabilities outside India	-	-
Total	<u>151.75</u>	<u>153.40</u>

26.A Details of subordinated liabilities:

The Preference Shares of the face value of Rs. 10 each were issued at the rate of Rs. 15 per share. The Preference Shares were allotted on July 19, 2013. The Preference Shares are Cumulative and Redeemable. The Preference Shares carry a Cumulative dividend of 14.625%. The Preference Shares will be redeemed at a premium of Rs. 5 per preference share over the Face value together with the unpaid dividend till the date of redemption. The preference share will be compulsorily redeemed at the end of 10 years from the date of allotment. The Group and the investor can seek the early redemption of preference shares after 5 years from the date of allotment by giving early redemption notice from May 16 to May 31, every year. In such a case, Group shall redeem preference shares within 30 days of receiving early redemption notice.

In line with the terms, during the year ended March 31, 2023, the Group has redeemed 100,000 (previous year :401,000) preference shares basis the early redemption requests received. Consequently, as required under the Companies Act, the group has also transferred Rs. 1 million (previous year: 4.01 million), being face value of preference shares redeemed, to capital redemption reserve from its free reserves (Refer note 33).



Nuvama Wealth Management Limited (formerly known as Edelweiss Securities Limited)

Notes to the Consolidated Financial Statement for the year ended March 31, 2023

(Currency: Indian rupees in million)

	As at March 31, 2023	As at March 31, 2022
27. Other financial liabilities		
Accrued salaries and benefits	1,244.93	1,078.16
Payable to exchange / clearing house (net)	1.71	7,188.82
Payable to client (net)	24,519.30	21,348.46
Advances from customers	3,117.16	1,407.70
Deposits from sub-brokers	130.73	180.15
Retention money payable	0.81	1.60
Provision for short sale	141.07	-
Lease liabilities	1,368.59	976.96
Other payables	15.18	71.57
Accrued Interest payable on margins	8.76	28.06
Book overdraft	-	3.75
Unclaimed dividends	-	3.45
Payable on account of composite scheme of arrangement (Refer note 10)	-	1,022.44
	30,548.24	33,311.12
28. Current tax liabilities (net)		
Provision for taxation (net of advance tax)	200.85	91.70
	200.85	91.70
29. Provisions		
Provision for employee benefits		
Gratuity (Refer note 40.A)	61.44	90.27
Compensated leave absences	50.31	49.70
Others	9.01	9.01
	120.76	148.98
30. Other non-financial liabilities		
Statutory liabilities*	380.33	331.44
Income received in advance	527.08	442.22
Others	4.15	7.10
	911.56	780.76

* Includes withholding taxes, Provident fund, profession tax and other statutory dues payables



Nuvama Wealth Management Limited (formerly known as Edelweiss Securities Limited)

Notes to the Consolidated Financial Statement for the year ended March 31, 2023

(Currency: Indian rupees in million)

	As at March 31, 2023		As at March 31, 2022	
	No of shares	Amount	No of shares	Amount
31. Equity share capital				
Authorised :				
Equity shares of Rs. 10 each	799,540,000	7,995.40	799,540,000	7,995.40
Preference shares of Rs. 10 each	460,000	4.60	460,000	4.60
Preference shares of Rs. 1,000 each	12,000,000	12,000.00	12,000,000	12,000.00
	812,000,000	20,000.00	812,000,000	20,000.00
Issued, subscribed and paid up:				
Equity shares of Rs. 10 each	35,056,255	350.56	34,726,823	347.27
Less : Share suspense account	-	-	-	(175.56)
	35,056,255	350.56	34,726,823	171.71

Note:

Share suspense account represents cancellation of Equity shares of the Company held by Edelweiss Global Wealth Management Limited pursuant to the composite scheme of arrangement (Refer note 57)

A. Reconciliation of number of shares

	As at March 31, 2023		As at March 31, 2022	
	No of shares	Amount	No of shares	Amount
Outstanding at the beginning of the year	34,726,823	347.27	34,726,823	347.27
Equity shares to be issued pursuant to the composite scheme of arrangement (Refer note 57.2)	100	0.00	-	-
Cancellation of equity shares pursuant to composite scheme of arrangement (Refer note 57.2)	(17,555,986)	(175.56)	-	-
Conversion of CCDs into equity shares during the year	17,871,263	178.71	-	-
Equity shares issued for ESOPs exercised by employees	14,055	0.14	-	-
Balance at the end of the year - A	35,056,255	350.56	34,726,823	347.27
Share suspense account				
Balance at the beginning of the year	17,555,886	175.56	17,555,986	175.56
Cancellation of equity shares pursuant to composite scheme of arrangement (Refer note 57.2)	(17,555,986)	(175.56)	-	-
Equity shares issued pursuant to the composite scheme of arrangement (Refer note 57.2)	100	0.00	-	-
Equity shares issued pursuant to the composite scheme of arrangement (Refer note 57.2)	-	-	(100)	(0.00)
Balance at the end of the year - B	-	-	17,555,886	175.56
Net (A - B)	35,056,255	350.56	17,170,937	171.71

Notes:

- The Company had issued 100 equity shares of Rs 10 each on April 27, 2022 to Edelweiss Financial Services Limited as a consideration for transfer of Wealth Management Business Undertaking to the Company (Refer note 57.2).
- 17,555,986 equity shares of Rs 10 each held by Edelweiss Global Wealth Management Limited in the Company had been extinguished and cancelled on April 26, 2022 (Refer note 57.2).
- On May 10, 2022, the Company had issued 17,871,263 equity shares of Rs. 10 each on account of conversion of its entire Compulsorily convertible debentures of Rs. 22,439.88 million.

B. Terms/rights attached to equity shares :

The Company has only one class of equity shares having a par value of ₹ 10 per share. Each holder of equity shares is entitled to one vote per share held.

In the event of liquidation of the Company, the equity shareholders will be entitled to receive the remaining assets of the Company, after distribution of all preferential amounts, if any, in proportion to the number of equity shares held by the shareholders.



Nuvama Wealth Management Limited (formerly known as Edelweiss Securities Limited)

Notes to the Consolidated Financial Statement for the year ended March 31, 2023

(Currency: Indian rupees in million)

C. Shares held by holding/ultimate holding company and/or their subsidiaries/associates

	As at March 31, 2023		As at March 31, 2022	
	No of shares	% holding	No of shares	% holding
Ultimate Holding Company				
PAGAC Ecstasy Pte. Ltd (including shares held by the nominees)	-	-	1,836,082	5.29%
Holding company				
PAGAC Ecstasy Pte. Ltd (including shares held by the nominees)	19,392,068	55.32%	-	-
Edelweiss Global Wealth Management Limited	-	-	17,555,986	50.55%
Others				
Asia Pragati Strategic Investment Fund	315,277	0.90%	-	-
	19,707,345	56.22%	19,392,068	55.84%

D. Details of shares held by shareholders holding more than 5% of the aggregate shares in the Company

	As at March 31, 2023		As at March 31, 2022	
	No of shares	% holding	No of shares	% holding
Ultimate Holding Company				
PAGAC Ecstasy Pte. Ltd (including shares held by the nominees)	-	-	1,836,082	5.29%
Holding company				
PAGAC Ecstasy Pte. Ltd (including shares held by the nominees)	19,392,068	55.32%	-	-
Edelweiss Global Wealth Management Limited	-	-	17,555,986	50.55%
Others				
Edelweiss Financial Services Limited	10,512,660	29.99%	13,500,300	38.88%
Edel Finance Company Limited	1,834,455	5.23%	1,834,455	5.28%
Ecap Equities Limited (formerly known as Edel Land Limited)	2,987,740	8.52%	-	-
	34,726,923	99.06%	34,726,823	100.00%

E. Details of shares held by Promoters

	As at March 31, 2023		% change during the year	
	No of shares	% holding	% change	No. of shares
PAGAC Ecstasy Pte. Ltd (including shares held by the nominees)	19,392,068	55.32%	50.03%	17,555,986
Edelweiss Global Wealth Management Limited*	-	0.00%	(50.03%)	(17,555,986)
	19,392,068	55.32%	0.00%	-
	As at March 31, 2022		% change during the year	
	No of shares	% holding	% change	No. of shares
PAGAC Ecstasy Pte. Ltd (including shares held by the nominees)	1,836,082	5.29%	(5.29%)	(1,834,455)
Edelweiss Global Wealth Management Limited*	17,555,986	50.55%	-	-
	19,392,068	55.84%	-5.29%	(1,834,455)

*Pursuant to the Composite scheme of arrangement, Equity Shares held by Edelweiss Global Wealth Management Limited have been cancelled on April 26, 2022 post giving effect of the Demerger of Wealth Management Business Undertaking into the Company basis effective date of accounting under Appendix C of IND AS 103 (Business Combinations of entities under common control) i.e. March 26, 2021 (Refer note 57.2).



Nuvama Wealth Management Limited (formerly known as Edelweiss Securities Limited)

Notes to the Consolidated Financial Statement for the year ended March 31, 2023

(Currency: Indian rupees in million)

32. Instruments entirely equity in nature

	As at March 31, 2023		As at March 31, 2022	
	No of CCDs	Amount	No of CCDs	Amount
Issued, subscribed and paid up:				
0.001% Compulsorily Convertible Debentures of Rs 1,000 each (CCDs)	-	-	22,439,875	22,439.88
	-	-	22,439,875	22,439.88

Reconciliation of CCDs

	As at March 31, 2023		As at March 31, 2022	
	No of shares	Amount	No of shares	Amount
Outstanding at the beginning of the year	22,439,875	22,439.88	22,439,875	22,439.88
Extinguishment of CCDs pursuant to the Composite scheme of arrangement	(22,044,000)	(22,044.00)	-	-
Issue of CCDs pursuant to the Composite scheme of arrangement	22,044,000	22,044.00	-	-
Conversion of CCDs into equity shares	(22,439,875)	(22,439.88)	-	-
Balance at the end of the year	-	-	22,439,875	22,439.88

Note:

- 1) Pursuant to the Composite scheme of arrangement, 22,044,000 CCDs held by PAGAC Ecstasy Pte Ltd (PAG) in Edelweiss Global Wealth Management Limited (EGWML) have been demerged from EGWML into the Company. On April 27, 2022, the Company has reissued 22,044,000 CCDs to PAG in lieu of CCDs held by PAG in EGWML.
- 2) Further, on May 10, 2022 the Company has converted entire 22,439,875 CCDs into 17,871,263 Equity shares of Rs. 10 each thereby crediting Equity Share Capital by Rs 178.71 million and Securities Premium by Rs. 22,261.17 million.



Nuvama Wealth Management Limited (formerly known as Edelweiss Securities Limited)

Notes to the Consolidated Financial Statement for the year ended March 31, 2023

(Currency: Indian rupees in million)

33. Other equity

	As at March 31, 2023	As at March 31, 2022
Securities premium reserve	27,206.56	4,923.02
Statutory reserve	261.86	118.34
Capital Reserve	517.56	517.56
Retained earnings	(7,089.68)	(10,080.06)
Deemed capital contribution - equity	146.64	148.01
Revaluation Reserve	305.29	324.12
Capital redemption reserve	117.44	116.44
Foreign exchange translation reserves	73.28	26.43
General reserves	109.41	109.41
ESOP reserve	334.64	105.79
Debenture redemption reserve	207.83	207.83
Share application money pending allotment	1.02	-
	22,191.85	(3,483.11)

A. Nature and purpose of reserves

a. Securities premium reserve

Securities premium reserve is used to record the premium on issue of shares. The reserve can be utilised only for limited purposes in accordance with the provisions of the Companies Act, 2013.

b. Statutory reserve

Represents reserve created in terms of Section 45-IC of The Reserve Bank of India Act, 1934, by a Non-banking financial company of a sum equivalent to not less than twenty per cent of its net profit every year as disclosed in the profit and loss account and before any dividend is declared.

c. Capital Reserve

Capital reserve represents the gains of capital nature which is not freely available for distribution.

d. Retained earnings

Retained earnings comprises of the Group's undistributed earnings after taxes

e. Deemed capital contribution - equity

Deemed capital contribution relates to share options granted to eligible employees of the Group by the Edelweiss Financial Services Limited, erstwhile parent company, under its employee share option plan.

f. Revaluation Reserve

The revaluation reserve relates to the revaluation of class of asset (i.e. building)

g. Capital redemption reserve

The Group has recognised capital redemption reserve on redemption of Redeemable preference shares.

h. Foreign exchange translation reserves

The exchange difference arising out of year/period end translation of Group entities having functional currency other than Indian Rupees is debited or credited to this reserve.

i. General reserves

Under the erstwhile Companies Act 1956, general reserve was created through an annual transfer of net income at a specified percentage in accordance with applicable regulations. This reserve can be utilised only in accordance with the specific requirements of Companies Act, 2013.

j. ESOP reserve

The employee stock options reserve represents reserve in respect of equity settled share options granted to the employees of the Group.



Nuvama Wealth Management Limited (formerly known as Edelweiss Securities Limited)

Notes to the Consolidated Financial Statement for the year ended March 31, 2023

(Currency: Indian rupees in million)

33. Other equity

k. Debenture redemption reserve

Debenture redemption reserve represents reserves created as per the Companies Act, 2013 w.r.t. outstanding redeemable debentures out of free reserves. The amounts credited to the debenture redemption reserve may not be utilised except to redeem debentures. On redemption of debentures, the amount may be transferred from debenture redemption reserve to retained earnings.

B. Movement in Other equity

	As at March 31, 2023	As at March 31, 2022
I. Securities premium reserve		
Opening balance	4,923.02	4,923.02
Add : Addition on conversion of CCDs	22,261.17	-
Add : Premium received on issue of securities (refer note 32)	18.10	-
Add : Transfer from ESOP reserve on exercise of ESOPs	4.27	-
	27,206.56	4,923.02
II. Statutory reserve		
Opening balance	118.34	28.70
Add : Reserve created during the year	143.52	89.64
	261.86	118.34
III. Capital Reserve		
Opening balance	517.56	17.56
Add : Addition due to composite scheme of arrangement	-	500.00
	517.56	517.56
IV. Retained earnings		
Opening balance	(10,080.06)	(12,208.76)
Add: Profit for the year	3,041.38	8,563.90
Add: Other comprehensive income	(15.72)	(19.07)
Add: Share of profit of associate	9.53	10.03
Add: Transfer from revaluation reserve	18.83	19.00
Add: Transfer from Deemed capital contribution - equity	1.37	-
Add: Reversal of ESOP cost	79.51	172.63
Less: Reduction due to composite scheme of arrangement (Refer note 57)	-	(6,316.31)
Amount available for appropriation	(6,945.16)	(9,778.58)
Appropriations:		
Transfer to capital redemption reserve	(1.00)	(4.01)
Transfer to statutory reserve	(143.52)	(89.64)
Transfer to Debenture redemption reserve	-	(207.83)
	(144.52)	(301.48)
	(7,089.68)	(10,080.06)
V. Deemed capital contribution - equity		
Opening balance	148.01	148.01
Less : Transfer to retained earnings	(1.37)	-
	146.64	148.01
VI. Revaluation Reserve		
Opening balance	324.12	343.12
Less : Transfer to retained earnings	(18.83)	(19.00)
	305.29	324.12



Nuvama Wealth Management Limited (formerly known as Edelweiss Securities Limited)

Notes to the Consolidated Financial Statement for the year ended March 31, 2023

(Currency: Indian rupees in million)

33. Other equity

	As at March 31, 2023	As at March 31, 2022
VII. Capital redemption reserve		
Opening balance	116.44	112.43
Add : Reserve created during the year	1.00	4.01
	<u>117.44</u>	<u>116.44</u>
VIII. Foreign exchange translation reserves		
Opening balance	26.43	9.76
Add : Reserve created during the year	46.85	16.67
	<u>73.28</u>	<u>26.43</u>
IX. General reserves		
Opening balance	109.41	109.41
Add : Reserve created during the year	-	
	<u>109.41</u>	<u>109.41</u>
X. ESOP reserve		
Opening balance	105.79	-
Add : Reserve created during the year	233.12	105.79
Less: Transfer to securities premium on account of exercise of ESOPs	(4.27)	-
	<u>334.64</u>	<u>105.79</u>
XI. Debenture redemption reserve		
Opening balance	207.83	-
Add : Reserve created during the year	-	207.83
	<u>207.83</u>	<u>207.83</u>
	<u>22,190.83</u>	<u>(3483.11)</u>



Nuvama Wealth Management Limited (formerly known as Edelweiss Securities Limited)

Notes to the Consolidated Financial Statement for the year ended March 31, 2023

(Currency: Indian rupees in million)

	For the year ended March 31, 2023	For the year ended March 31, 2022
34. Fee income		
Income from broking	5,095.64	5,335.71
Advisory and other fees	8,133.89	5,216.26
	13,229.53	10,551.97
34.A Below is the disaggregation of the revenue from contracts with customers and its reconciliation to amounts reported in statement of profit and loss:		
Service transferred at a point in time	12,471.54	10,229.60
Service transferred over a time	757.99	322.37
	13,229.53	10,551.97
35. Interest Income		
On financial assets measured at amortised cost		
Interest on loans		
Loans	3,612.37	2,466.98
Interest income from investments		
Investment in preference shares	15.81	5.77
Investment in debt securities	24.06	-
Interest on deposits with bank		
Fixed deposits	2,407.43	2,092.82
Other interest income		
Intercorporate deposits	2.71	-
Margins	156.49	32.86
Delayed payment charges	88.59	428.14
Others	16.23	25.29
	6,323.69	5,051.86
On financial assets measured at FVTPL		
Debt securities held for trading	283.00	68.26
	283.00	68.26
	6,606.69	5,120.12
36. Dividend Income		
Dividend - Securities held for trading	8.26	10.50
	8.26	10.50



Nuvama Wealth Management Limited (formerly known as Edelweiss Securities Limited)

Notes to the Consolidated Financial Statement for the year ended March 31, 2023

(Currency: Indian rupees in million)

	For the year ended March 31, 2023	For the year ended March 31, 2022
37. Net gain/ (loss) on fair value changes		
On financial instruments at fair value through profit or loss		
Investments		
Gain on investments	7.77	26.91
Derivatives		
Gain on equity derivative instruments (net)	274.48	47.94
Gain/(loss) on currency derivative instruments (net)	-	(5.61)
Gain on interest rate derivative instruments (net)	6.43	11.37
Securities held for trading (net)		
Gain on trading - securities held for trading (net)	2,014.02	1,971.59
Others	-	(2.95)
	2,302.70	2,049.25
Fair value changes		
Realised	2,016.98	1,809.39
Unrealised	285.72	239.86
	2,302.70	2,049.25
38. Other income		
Rental income	40.42	32.18
Fund accounting fees	35.49	27.20
Gain on termination of leases	40.17	18.91
Miscellaneous income	27.10	22.87
Profit on sale of Property, plant and equipment (net)	3.18	0.06
Foreign exchange gain	0.16	0.02
Interest on income tax refund	10.23	-
	156.75	101.24



Nuvama Wealth Management Limited (formerly known as Edelweiss Securities Limited)

Notes to the Consolidated Financial Statement for the year ended March 31, 2023

(Currency: Indian rupees in million)

	<u>For the year ended March 31, 2023</u>	<u>For the year ended March 31, 2022</u>
39. Finance costs		
On financial liabilities measured at amortised cost		
Interest on borrowings other than debt securities	345.98	304.37
Interest on debt securities	3,246.63	1,688.30
Interest on subordinated liabilities	13.51	13.74
Other finance cost and bank charges	236.53	672.80
Interest on lease liabilities	121.42	99.87
	<u>3,964.07</u>	<u>2,779.08</u>
40. Employee benefit expenses		
Salaries wages and bonus	6,515.50	5,456.87
Contribution to provident and other funds	289.58	236.44
Expense on share based payments - refer note below	285.86	166.75
Staff welfare expenses	196.08	143.96
	<u>7,287.02</u>	<u>6,004.02</u>

Note:

- 1) The Company has granted Employee Stock Option Plans ("ESOP") to the Group's employees on an equity-settled basis that would vest in a graded manner. The Group has recognised share based payment expenses of Rs 233.12 million for the year ended March 31, 2023 (previous year: Rs 105.79 million) based on fair value as on the grant date calculated as per option pricing model (Refer note 40B).
- 2) Edelweiss Financial Services Limited ("EFSL"), entity having significance influence entity upto March 30, 2023, has granted an ESOP/ Stock appreciation rights (SAR) option to acquire equity shares of EFSL that would vest in a graded manner to Group's employees. Based on policy / arrangement, EFSL has charged the fair value of such stock options, and Group has accepted such cross charge and recognised the same under the employee cost.



Nuvama Wealth Management Limited (formerly known as Edelweiss Securities Limited)

Notes to the Consolidated Financial Statement for the year ended March 31, 2023

(Currency: Indian rupees in million)

40.A Employee Benefits

a) Defined contribution plan - provident funds

Amount of Rs 203.12 million (Previous year: Rs 167.53 million) is recognised as expenses in "Employee benefit expenses" – note 40 in the statement of profit and loss.

b) Defined benefit plan - gratuity

The following tables summarise the components of the net employee benefit expenses recognised in the statement of profit and loss, the funded status and amount recognised in the balance sheet for the gratuity benefit plan.

Particulars	As at	As at
	March 31, 2023	March 31, 2022
Present value of funded obligations (A)	421.56	395.43
Fair value of plan assets (B)	378.87	311.31
Funded Status [Surplus/ (Deficit)]	42.69	84.12
Net Liability / (Asset) recognised in the Balance Sheet	42.69	84.12
Of which, Short term provision	8.79	10.87

Movement in net defined benefit (asset) liability

The following table shows a reconciliation from the opening balances to the closing balances for net defined benefit (asset) liability and its components:

Particulars	Defined benefit obligation (DBO)		Fair value of plan assets		Net (asset) liability	
	March 31, 2023	March 31, 2022	March 31, 2023	March 31, 2022	March 31, 2023	March 31, 2022
Opening balance	395.43	337.01	311.31	260.31	84.12	76.70
Current service cost	54.15	48.84	-	-	54.15	48.84
Interest cost (income)	21.33	16.82	18.29	13.99	3.04	2.83
	470.91	402.67	329.60	274.30	141.31	128.37
Other comprehensive income						
Remeasurement loss (gain):						
Demographic assumptions	(5.28)	-	-	-	(5.28)	-
Experience assumptions	41.68	33.56	-	-	41.68	33.56
Financial assumptions	(24.74)	(6.18)	-	-	(24.74)	(6.18)
Return on plan assets	-	-	(5.71)	7.00	5.71	(7.00)
	11.66	27.38	(5.71)	7.00	17.37	20.38
Others						
Transfer in/ (out)	(0.42)	(0.64)	-	-	(0.42)	(0.64)
Contributions by employer	-	-	117.11	63.99	(117.11)	(63.99)
Benefits paid	(62.13)	(33.98)	(62.13)	(33.98)	-	-
Addition on account of acquisition of subsidiary (refer note 54)	1.54	-	-	-	1.54	-
Closing balance	421.56	395.43	378.87	311.31	42.69	84.12
Represented by						
Net defined benefit asset					-	-
Net defined benefit liability					42.69	84.12
					42.69	84.12
Actual return on plan assets					12.58	20.99
Expected employer contribution for the coming period					20.00	30.00



Nuvama Wealth Management Limited (formerly known as Edelweiss Securities Limited)

Notes to the Consolidated Financial Statement for the year ended March 31, 2023

(Currency: Indian rupees in million)

40.A Employee Benefits

Components of defined benefit plan cost:

Particulars	For year ended March 31, 2023	For year ended March 31, 2022
Recognised in statement of profit or loss		
Current service cost	54.15	48.84
Interest cost / (income) (net)	3.04	2.83
Total	57.19	51.67

Movement in Other Comprehensive Income

	For year ended March 31, 2023	For year ended March 31, 2022
Balance at start of year (Loss)/ Gain	(29.28)	(8.90)
Re-measurement on DBO		
Actuarial (Loss)/Gain from changes in demographic assumptions	5.28	-
Actuarial (Loss)/Gain from changes in financial assumptions	24.74	6.18
Actuarial (Loss)/Gain from experience over the past years	(41.68)	(33.56)
Return on plan assets	(5.71)	7.00
	(46.65)	(29.28)

Actuarial assumptions:

The following were the principal actuarial assumptions at the reporting date:

Particulars	As at March 31, 2023	As at March 31, 2022
Discount rate	7.10%	5.00%
Salary growth rate	7.00%	7.00%
Withdrawal/attrition rate (based on categories)	22% - 35%	25.00%
Mortality rate	IALM 2013-14 (Ultimate)	IALM 2012- 14(Ultimate)
Expected weighted average remaining working lives of employees	2 - 3 Years	3 Years
Interest rate on net DBO/ (asset) (% p.a.)	5.40%	5.00%



Nuvama Wealth Management Limited (formerly known as Edelweiss Securities Limited)

Notes to the Consolidated Financial Statement for the year ended March 31, 2023

(Currency: Indian rupees in million)

40.A Employee Benefits

Sensitivity analysis:

Reasonably possible changes at the reporting date to one of the relevant actuarial assumptions, holding other assumptions constant, would have affected the defined benefit obligation by the amounts shown below.

	As at March 31, 2023		As at March 31, 2022	
	Increase	Decrease	Increase	Decrease
Salary Growth Rate (+/- 1%)	12.43	(11.94)	14.06	(13.40)
Discount Rate (+/- 1%)	(11.82)	12.54	(13.48)	14.42
Withdrawal Rate (+/- 1%)	(0.73)	0.74	(0.83)	0.89
Mortality (Increase in expected lifetime by 1 year)	-	-	0.01	(0.01)
Mortality (Increase in expected lifetime by 3 year)	(0.00)	0.00	0.04	(0.04)

Experience Adjustment

Particulars	March 31, 2023	March 31, 2022	March 31, 2021	March 31, 2020	March 31, 2019
Present value of DBO	421.56	395.43	337.01	104.64	83.86
Fair value of plan assets	378.87	311.31	260.31	89.03	75.03
Net (assets)/liability	42.69	(84.12)	(76.70)	(15.61)	(8.83)
Experience adjustment on plan liabilities: (Gain)/ Loss	41.68	33.56	5.34	(5.66)	1.00
Experience adjustment on plan Asset: (Gain)/ Loss	NA	NA	NA	NA	NA

e) Compensated absences :

The Group provides for accumulated compensated absences as at the balance sheet date using projected unit credit method based on actuarial valuation.



Nuvama Wealth Management Limited (formerly known as Edelweiss Securities Limited)

Notes to the Consolidated Financial Statement for the year ended March 31, 2023

(Currency: Indian rupees in million)

40.B Share based payments

Nuvama Wealth Management Limited has granted Employee Stock Option Plans ("ESOP") under the plan ESOP 2021 to its employees on an equity-settled basis as tabulated below. The ESOPs provide a right to its holders (i.e., Nuvama group employees) to purchase one Company share for each option at a pre-determined strike price on the expiry of the vesting period. The ESOP hence represents an European call option that provides a right but not an obligation to the employees of the Nuvama group to exercise the option by paying the strike price at any time on completion of the vesting period, subject to an outer boundary on the exercise period.

Nuvama Wealth Management Limited has recognised share based payment expenses for the period ended March 31, 2023 based on fair value as on the grant date calculated as per option pricing model.

The Company has granted stock options on an equity-settled basis as tabulated below.

	ESOP 2021- Plan A Black-Scholes model	ESOP 2021- Plan B Black-Scholes model	ESOP 2021- Plan C Monte Carlo simulation
Date of grant	Varying	Varying	February 1, 2023
Option Type	Equity settled	Equity settled	Equity settled
No. of outstanding options at March 31, 2023	831,783	1,449,315	164,086
No. of outstanding options at March 31, 2022	744,736	1,251,000	-
No. of Equity shares represented by an option	1 share for 1 option	1 share for 1 option	1 share for 1 option
Fair Value per option	Varies as per the grant date	Varies as per the grant date	10.40
Exercise Price	Varies as per the grant date	Varies as per the grant date	1298.40
Vesting Period	2-6 years	2-6 years	4 years
Vesting Conditions	Service period and such other criteria's as may be specified in the scheme		Performance Based Stock Options
Term of Options	1-5 years	1-5 years	4 years

The ESOPs shall vest as follows subject to vesting conditions:

For the year ended March 31, 2023:

Duration from grant date	% options vesting ESOP 2021- Plan A Black-Scholes model	% options vesting ESOP 2021- Plan B Black-Scholes model	% options vesting ESOP 2021- Plan C Monte Carlo simulation
365 days from the grant date	15%	15%	
641 days from the grant date	15%	15%	Performance Based Stock
1007 days from the grant date	20%	15%	Options 100% vesting after 4
1372 days from the grant date	25%	25%	years
1737 days from the grant date	25%	30%	

Movement of number of options for the year ended March 31, 2023

Particulars	ESOP 2021- Plan A Black-Scholes model		ESOP 2021- Plan B Black-Scholes model		ESOP 2021- Plan C Monte Carlo simulation	
	No. of options	Weighted average exercise price	No. of options	Weighted average exercise price	No. of options	Weighted average exercise price
Balance as at April 1, 2022	744,736	1,298.40	1,251,000	1,298.40	-	-
Granted during the year	181,559	1,298.40	198,315	1,298.40	164,086	1,298.40
Exercised during the year	13,841	1,298.40	1,000	1,298.40	-	-
Lapsed/ cancelled during the year	80,286	1,298.40	-	-	-	-
Outstanding as at March 31, 2023	832,168	1,298.40	1,448,315	1,298.40	164,086	1,298.40
Exercisable as at March 31, 2023	87,311	-	186,651	-	-	-



Nuvama Wealth Management Limited (formerly known as Edelweiss Securities Limited)

Notes to the Consolidated Financial Statement for the year ended March 31, 2023

(Currency: Indian rupees in million)

40.B Share based payments

Movement of number of options for the year ended March 31, 2022

Particulars	ESOP 2021- Plan A Black-Scholes model		ESOP 2021- Plan B Black-Scholes model		ESOP 2021- Plan C Monte Carlo simulation	
	No. of options	Weighted average exercise price	No. of options	Weighted average exercise price	No. of options	Weighted average exercise price
Balance as at April 1, 2021	-	-	-	-	-	-
Granted during the year	761,872	1,298.40	1,384,160	1,298.40	-	-
Exercised during the year	-	-	-	-	-	-
Lapsed/ cancelled during the year	17,136	1,298.40	133,160	1,298.40	-	-
Outstanding as at March 31, 2022	744,736	1,298.40	1,251,000	1,298.40	-	-
Exercisable as at March 31, 2022	-	-	-	-	-	-

Assumptions for Fair Value

	ESOP 2021- Plan A Black-Scholes model	ESOP 2021- Plan B Black-Scholes model	ESOP 2021- Plan C Monte Carlo simulation
Weighted average share price (in ₹)	1,298.40	1,298.40	1,298.40
Weighted average remaining lifetime of options (in years)	3.50 - 7.51 years	1 - 5 years	3.8 years
Expected volatility (% p.a.)	19.12% - 28.83%	19.29% - 29.89%	22.87%
Risk-free discount rate (% p.a.)	5.21% - 7.26%	3.84% - 7.16%	7.04%
Expected dividend yield (% p.a.)	0%	0%	0%



Nuvama Wealth Management Limited (formerly known as Edelweiss Securities Limited)

Notes to the Consolidated Financial Statement for the year ended March 31, 2023

(Currency: Indian rupees in million)

	For the year ended March 31, 2023	For the year ended March 31, 2022
41. Impairment on financial instruments		
(On financial instruments measured at amortised cost)		
Bad- debts and advances written off	2.42	5.70
Provision for expected credit loss	80.02	52.25
	82.44	57.95
41.A Impairment on financial instruments based on category of financial instrument		
Trade receivables	0.52	22.42
Loan	13.87	31.05
Others	68.05	4.48
	82.44	57.95
42. Other expenses		
Advertisement and business promotion	388.51	190.42
Auditors' remuneration (Refer note 42.A)	30.41	33.32
Commission and brokerage	2,384.36	2,201.99
Commission to Non-Executive Directors	12.50	14.37
Communication	228.11	247.23
Computer expenses	619.23	644.45
Computer software	464.32	264.35
Corporate Social Responsibility (Refer note 42.B)	44.01	34.62
Donations	0.86	-
Directors' sitting fees	9.46	3.38
Insurance	22.95	14.89
Legal and professional fees	339.09	449.79
Printing and stationery	15.63	10.00
Rates and taxes	3.42	8.00
Rent	116.85	92.63
Repairs and maintenance	20.72	14.59
Electricity charges	47.24	41.47
Foreign exchange loss (net)	12.97	15.20
Clearing & custodian charges	7.52	5.18
Dematerialisation charges	43.59	53.28
Rating support fees	13.60	7.08
Loss on sale of property, plant and equipment	(0.49)	-
Membership and subscription	116.30	98.24
Office expenses	25.30	19.12
Outside services cost	191.01	161.46
Postage and courier	18.49	12.42
ROC Expenses	1.01	0.26
Securities transaction tax	107.40	92.67
Seminar & Conference	-	2.17
Goods & service tax expenses	122.45	91.87
Stamp duty	55.06	62.42
Stock exchange expenses	268.69	213.28
Travelling and conveyance	265.66	142.71
Miscellaneous expenses	36.94	11.19
	6,033.17	5,254.05



Nuvama Wealth Management Limited (formerly known as Edelweiss Securities Limited)

Notes to the Consolidated Financial Statement for the year ended March 31, 2023

(Currency: Indian rupees in million)

42.A Auditors' remuneration:

	For the year ended March 31, 2023	For the year ended March 31, 2022
As a Auditor (*)		
Statutory audit fees	15.64	14.69
Limited review	6.93	7.23
Other services including certification work (**)	7.05	11.54
Reimbursement of expenses	0.79	0.05
	30.41	33.51

(*) including remuneration of Rs. 0.19 million for discontinued operations for the year ended March 31, 2022.

(**) Includes audit fees of Rs. 0.80 million paid/ payable to the auditors of the demerged company EGWML.

Note:

In addition to above, during the year ended March 31, 2023, the Group has paid an amount of Rs. 5.56 millions to statutory auditors towards certification fees for Public issue of Non Convertible Debentures (NCD). The fees paid to the statutory auditors has been amortised as over the NCD period and the same has been considered in calculation of Effective Interest Rate.

42.B Details of CSR Expenditure:

	For the year ended March 31, 2023	For the year ended March 31, 2022
Gross Amount required to be spent by the Company during the year	44.00	36.55
Amount of expenditure incurred*		
i) Construction/ acquisition of any assets	-	-
ii) On purpose other than (i) above	44.01	36.88
Shortfall at the end of the year	-	-
Total of previous years shortfall	-	-
	44.01	36.88
Amount paid to EdelGive Foundation (refer note 49 for related party disclosure)	44.01	36.68
Paid to external parties	-	0.20
	44.01	36.88

Note:

The amount spent towards corporate social responsibility as mentioned above has been incurred towards various projects in the area of Community Resilience and Climate Action (Schedule VII (ii) & (iv)).

(*) including expenditure of Rs. 2.26 million for discontinued operations for the year ended March 31, 2022.



Nuvama Wealth Management Limited (formerly known as Edelweiss Securities Limited)

Notes to the Consolidated Financial Statement for the year ended March 31, 2023

(Currency: Indian rupees in million)

43. Income tax

Component of income tax expenses

	For the year ended March 31, 2023	For the year ended March 31, 2022
Current tax	1,035.97	468.32
Adjustment in respect of current income tax of prior years	(29.15)	(204.46)
Deferred tax relating to unused tax credit or unused tax losses	-	112.30
Deferred tax relating to temporary differences	3.43	403.60
Total tax charge for the year	1,010.25	779.76
Current tax	1,006.82	263.86
Deferred tax	3.43	515.90

43.A The income tax expenses for the year can be reconciled to the accounting profit as follows:

	For the year ended March 31, 2023	For the year ended March 31, 2022
Profit/(Loss) before tax from continuing operations	4,060.94	9,351.09
Profit/(Loss) before tax from discontinuing operations	-	3.48
Profit before taxes	4,060.94	9,354.57
Statutory income tax rate	25.17%	25.17%
Tax charge at statutory rate	1,022.06	2,354.55
Tax effect of :		
A) Adjustment in respect of current income tax of prior year	(29.15)	(204.46)
B) Income not subject to tax or chargeable to lower tax rate	(4.25)	(1.82)
C) Tax impact due to change in Income tax rate	-	91.08
D) Tax losses on which no deferred tax is created	11.37	35.04
E) Non deductible expenses	20.83	(1,518.75)
F) Utilisation of tax losses	(34.63)	(91.45)
G) Income taxed at different tax rates for subsidiaries	(2.75)	(0.65)
H) Loss accounted under composite scheme of arrangement not available to Group	2.92	41.76
I) MAT write off	-	112.30
J) Others	23.85	(36.96)
Total tax reported in statement of profit and loss*	1,010.25	780.64

* Includes income tax expense of nil for the year ended March 31, 2023 for discontinued operations (for the year ended March 31, 2022 : Rs 0.88 million).



Nuvama Wealth Management Limited (formerly known as Edelweiss Securities Limited)

Notes to the Consolidated Financial Statement for the year ended March 31, 2023

(Currency: Indian rupees in million)

43. Income tax

Note:

- 1) To give impact to the Composite scheme of arrangement and in line with IND AS requirements, the Group has recorded net losses of Rs 11.61 million pertaining to the Wealth Management business undertaking in its statement of profit & loss account for the year ended March 31, 2023 (previous year: 165.94 million) (refer note 57.2). However, since the effective date of the said Wealth Management business undertaking is April 26 2022 as per the Composite scheme of arrangement, the said losses will be claimed / accounted for by the Demerged Company in its Income tax Return appropriately.

- 2) Pursuant to The Taxation Laws (Amendment) Ordinance 2019, promulgated on September 20, 2019, Nuvama Wealth and Investment Limited (Formerly known as Edelweiss Broking Limited) ("NWIL") had elected to apply the concessional tax rate permitted u/s 115BAA of The Income tax Act, 1961 from the financial year ended March 31, 2022 onwards. Accordingly, NWIL had re-measured the closing net deferred tax asset at concessional rate as on the year ended March 31, 2021 during the year ended March 31, 2022. Consequently, Minimum alternate tax amounting to Rs. 112.30 million has been charged to statement of profit and loss for the year ended March 31, 2022.





Nuvama Wealth Management Limited (formerly known as Edelweiss Securities Limited)

Notes to the Consolidated Financial Statement for the year ended March 31, 2023

(Currency: Indian rupees in million)

43. Income Tax (contd.)

43.B Table below shows deferred tax recorded in the balance sheet and changes recorded in Income tax expenses:

For the year ended March 31, 2023	As at April 1, 2022	Recognised in profit or loss	Recognised in OCI	Acquisition of subsidiary	Others	As at March 31, 2023
Deferred tax assets						
Expected credit loss provision	65.13	23.00	-	-	-	88.13
Difference between book and tax depreciation (including intangibles)	66.25	24.50	-	(0.10)	0.02	90.67
Effective interest rate on financial assets	13.86	4.87	-	-	-	18.73
Fair valuation of Derivative financial instruments	20.44	21.54	-	-	-	41.98
Employee benefits obligations	17.34	6.16	0.33	-	0.02	23.85
Accumulated losses	19.86	(19.86)	-	-	-	-
Disallowances under section 35DD of the Income Tax	-	8.97	-	-	-	8.97
Leases	32.03	11.03	-	-	-	43.06
Others	4.60	(4.13)	-	-	-	0.47
Deferred tax liabilities						
Effective interest rate on borrowings	(19.85)	(35.72)	-	-	-	(55.57)
Revaluation of Property Plant & Equipment's	(108.49)	5.76	-	-	-	(102.73)
Fair valuation of Derivative financial instruments	(59.95)	(19.96)	-	-	-	(62.53)
Fair valuation of investments and securities held for trading	(29.59)	(29.59)	-	-	-	(89.54)
Deferred tax asset (net)	8.65	(3.43)	0.33	(0.10)	0.04	5.49
For the year ended March 31, 2022	As at April 01, 2021	Recognised in profit or loss	Recognised in OCI	Acquisition of subsidiary	Others	As at March 31, 2022
Deferred tax assets						
Expected credit loss provision	57.51	7.62	-	-	-	65.13
Difference between book and tax depreciation (including intangibles)	66.34	(0.09)	-	-	-	66.25
Effective interest rate on financial assets	15.82	(1.96)	-	-	-	13.86
Fair valuation of Derivative financial instruments	10.79	9.65	-	-	-	20.44
Employee benefits obligations	21.46	(4.49)	0.37	-	-	17.34
Accumulated losses	322.72	(312.86)	-	-	-	19.86
MAT credit entitlement	112.30	(112.30)	-	-	-	0.00
Leases	35.59	(3.56)	-	-	-	32.03
Others	10.78	(6.18)	-	-	-	4.60
Deferred tax liabilities						
Effective interest rate on borrowings	(0.11)	(19.74)	-	-	-	(19.85)
Revaluation of Property Plant & Equipment's	(115.40)	6.91	-	-	-	(108.49)
Fair valuation of Derivative financial instruments	(14.73)	(27.84)	-	-	-	(42.57)
Fair valuation of investments and securities held for trading	(8.89)	(51.06)	-	-	-	(59.95)
Deferred tax asset (net)	524.18	(515.90)	0.37	-	-	8.65



Nuvama Wealth Management Limited (formerly known as Edelweiss Securities Limited)

Notes to the Consolidated Financial Statement for the year ended March 31, 2023

(Currency: Indian rupees in million)

44. Earnings per Share

Basic earnings per share is calculated by dividing the profit attributable to equity shareholders of the Company by the weighted average number of equity shares outstanding during the year.

Diluted earnings per share is calculated by dividing the profit attributable to equity shareholders of the Company with the weighted average number of equity shares outstanding during the year adjusted for assumed conversion of all dilutive potential equity shares.

	For the year ended March 31, 2023	For the year ended March 31, 2022
Basic Earnings per Share		
Net Profit attributable to Equity holders of the Company - A		
From continuing operations - A	3,050.91	8,571.33
From discontinuing operations - B	-	2.60
Total (A+B) - C	3,050.91	8,573.93
Weighted average Number of Shares		
- Number of equity shares outstanding at the beginning of the year	17,170,937	17,170,837
- Number of equity shares issued during the year	14,055	-
- Number of equity shares issued pursuant composite scheme of arrangement (refer note 57.2)	-	100
- Conversion of CCDs into equity share capital during the year	17,871,263	-
Total number of equity shares outstanding at the end of the year	35,056,255	17,170,937
Weighted average number of equity shares outstanding during the year (based on the date of issue of shares) - D	33,135,718	17,170,937
Weighted average number of dilutive potential equity shares - E	-	17,871,263
Basic earnings per share (in rupees)		
From continuing operations (A/D)	92.07	499.18
From discontinuing operations (B/D)	-	0.15
Total basic earnings per share	92.07	499.33
Diluted earnings per share (in rupees)		
From continuing operations [A/(D+E)]	92.07	244.60
From discontinuing operations [B/(D+E)]	-	0.07
Total diluted earnings per share	92.07	244.67

Note:

ESOPs outstanding as at March 31, 2023 and as at March 31, 2022 being anti dilutive in nature have not been considered for computing diluted earnings per share for the year ended March 31, 2023 and March 31, 2022.



Nuvama Wealth Management Limited (formerly known as Edelweiss Securities Limited)

Notes to the Consolidated Financial Statement for the year ended March 31, 2023

(Currency: Indian rupees in million)

45. Contingent Liability & Commitment:

In the ordinary course of business, the Group faces claims and assertions by various parties. The Group assesses such claims and assertions and monitors the legal environment on an ongoing basis, with the assistance of external legal counsel, wherever necessary. The Group records a liability for any claims where a potential loss is probable and capable of being estimated and discloses such matters in its financial statements, if material. For potential losses that are considered possible, but not probable, the Group provides disclosure in the financial statements but does not record a liability in its accounts unless the loss becomes probable.

The Group believes that the outcome of these proceedings will not have a materially adverse effect on the Group's financial position and results of operations.

A. Contingent Liability

- (i) Taxation matters in respect of which appeal is pending Rs. 4.04 million (Previous year: Rs 4.13 million).
- (ii) The Group has claims not acknowledged as debts of Rs 227.98 million (Previous year: Rs 254.17 million).
- (iii) Litigation pending against the Group amounting to Rs 6.84 million (Previous year: Rs 6.84 million).
- (iv) The Group has provided bank guarantees aggregating to Rs 17,000 million (Previous year: Rs 11,450 million) to Exchanges for meeting margin requirements.

The Group has pledged fixed deposits with banks aggregating of Rs 5,650.64 million (Previous year: Rs 3,813.12 million) for obtaining the above bank guarantees as per sanction terms.

- (v) The Group has received demand notices from tax authorities on account of disallowance of expenditure for earning exempt income under Section 14A of Income Tax Act 1961 read with Rule 8D of the Income Tax Rules, 1962. The Group has filed appeal/s and is defending its position. Based on the favourable outcome in Appellate proceedings in the past and as advised by the tax advisors, Group is reasonably certain about sustaining its position in the pending cases, hence the possibility of outflow of resources embodying economic benefits on this ground is remote.

B. Commitment

- (i) Estimated amount of contracts remaining to be executed on capital account (net of advances) and not provided for Rs 93.96 million (Previous year: Rs 144.66 million).
- (ii) Sponsor capital commitments (net of investments) Rs 130.40 million (Previous year: Rs 87.50 million).




Nuvama Wealth Management Limited (formerly known as Edelweiss Securities Limited)

Notes to the Consolidated Financial Statement for the year ended March 31, 2023

(Currency: Indian rupees in million)

C. Lease arrangements

	For the year ended March 31, 2023	For the year ended March 31, 2022
A. Movement in the Right to use assets		
Opening balance	849.31	382.55
Additions during the year	1,043.39	800.34
Depreciation charge for the year	(372.45)	(261.77)
Deletions during the year	(266.78)	(71.81)
Closing balance	1,253.47	849.31
B. Movement in the Lease liabilities		
Opening balance	976.96	497.24
Additions during the year	942.76	800.39
Interest accrued during the year	121.42	99.87
Payment of lease liabilities	(409.64)	(328.14)
Deletions during the year	(262.91)	(92.40)
Closing balance	1,368.59	976.96
C. Amounts recognised in statement of profit and loss		
Depreciation on Right to use lease assets	372.45	261.77
Interest on lease liabilities	121.42	99.87
Expenses relating to short term leases	116.85	92.63
Total	610.72	454.27



Nuvama Wealth Management Limited (formerly known as Edelweiss Securities Limited)

Notes to the Consolidated Financial Statement for the year ended March 31, 2023

(Currency: Indian rupees in million)

46. Segment Reporting

Primary Segment (Business segment)

During the year ended March 31, 2023, the underlying businesses of the reportable segments, namely 'Agency business', 'Capital based business', 'Financing business' and 'Holding company activity' were reclassified into 3 new reportable segments, namely 'Wealth Management', 'Capital Markets' and 'Asset Management'. The said reclassification of business segments was based on internal review of businesses carried out by the Chief Operating Decision Maker (CODM) post the internal restructuring exercise carried out by the Group. The Managing Director and Chief Executive Officer who is responsible for allocating resources and assessing performance of the operating segments has been identified as the CODM.

The Group's business is organised and management reviews the performance based on the business segments as mentioned below:

Segment	The business segment comprises
Wealth management business	Retail securities broking business, Distribution of financial products, Investment advisory and lending against securities
Asset management business	Investment management for Alternative investment Funds (AIFs) and Portfolio management services (PMS) across strategies
Capital market business	Institutional broking business, debt advisory and clearing services

Income for each segment has been specifically identified. Expenditure, assets and liabilities are either specifically identified with individual segments or have been allocated to segments on a systematic basis. Based on such allocations, segment disclosures relating to revenue, results, assets and liabilities have been prepared.

Revenue contributed by any single customer in any of the operating segments, whether reportable or otherwise, does not exceed ten percent of the Group's total revenue.

An operating segment is classified as reportable segment if reported revenue (including inter-segment revenue) or absolute amount of result or assets exceed 10% or more of the combined total of all the operating segments.

Accordingly, the Company has reportable segments as described in above table.

Secondary Segment

Since the business operations of the Group are primarily concentrated in India, the Group is considered to operate only in the domestic segment and therefore there is no reportable geographic segment.



Nuvama Wealth Management Limited (formerly known as Edelweiss Securities Limited)

Notes to the Consolidated Financial Statement for the year ended March 31, 2023

(Currency: Indian rupees in million)

46. Segment Reporting

Segment information for the reportable segments:

Particulars	For the year ended March 31, 2023	For the year ended March 31, 2022
Segment Revenue		
i) Wealth management business	17,033.07	12,738.33
ii) Asset management business	536.96	220.84
iii) Capital market business	6,994.98	6,880.59
iv) Unallocated	128.37	0.47
Sub-total	24,693.38	19,840.23
Inter-segment revenues	(2,389.45)	(1,965.76)
Total	22,303.93	17,874.47
Segment profit/(loss) before taxation		
i) Wealth management business	3,036.34	1,577.91
ii) Asset management business	(116.30)	(142.15)
iii) Capital market business	1,244.53	1,662.97
iv) Unallocated	19.74	0.38
Sub-total	4,184.31	3,099.11
Inter-segment elimination	(132.90)	(70.89)
Share of profit of associate	9.53	10.03
Exceptional items	-	6,316.32
Total	4,060.94	9,354.57
Segment assets		
i) Wealth management business	84,397.54	66,225.80
ii) Asset management business	513.51	267.69
iii) Capital market business	57,414.84	47,067.43
iv) Unallocated	2,048.00	2,600.02
Sub-total	144,373.89	116,160.94
Inter-segment elimination	(17,217.07)	(10,178.42)
Total	127,156.82	105,982.52
Segment liabilities		
i) Wealth management business	69,679.47	53,915.41
ii) Asset management business	287.09	166.88
iii) Capital market business	50,795.87	41,623.11
iv) Unallocated	991.92	1,206.90
Total	121,754.35	96,912.30
Inter-segment elimination	(17,185.52)	(10,058.26)
Total	104,568.83	86,854.04

Note:

- 1) The above segmental information includes information for discontinued operations (refer note 59).



Nuvama Wealth Management Limited (formerly known as Edelweiss Securities Limited)

Notes to the Consolidated Financial Statement for the year ended March 31, 2023

(Currency: Indian rupees in million)

46. Segment Reporting

2) Following table provides details about reclassification adjustment carried out:

Particulars	Amount as per March 31, 2022 audited financial statement	Reclassification/ Adjustments	Reclassified segments
Segment revenue:			
i) Holding company activity	19.79	(19.79)	-
ii) Agency business	12,099.36	(12,099.36)	-
iii) Capital based business	1,649.32	(1,649.32)	-
iv) Financing business	2,476.88	(2,476.88)	-
v) Unallocated	1.26	(0.79)	0.47
vi) Wealth management business	-	12,738.33	12,738.33
vii) Asset management business	-	220.84	220.84
viii) Capital market business	-	6,880.59	6,880.59
Sub-total			19,840.23
Inter-segment revenues			(1,965.76)
Total			17,874.47
Segment profit/(loss) before taxation			
i) Holding company activity	6,138.96	(6,138.96)	-
ii) Agency business	2,230.33	(2,230.33)	-
iii) Capital based business	555.94	(555.94)	-
iv) Financing business	440.89	(440.89)	-
v) Unallocated	(11.55)	11.93	0.38
vi) Wealth management business	-	1,577.91	1,577.91
vii) Asset management business	-	(142.15)	(142.15)
viii) Capital market business	-	1,662.97	1,662.97
Sub-total			3,099.11
Inter-segment elimination			(70.89)
Share of profit of associate			10.03
Exceptional items			6,316.32
Total			9,354.57



Nuvama Wealth Management Limited (formerly known as Edelweiss Securities Limited)

Notes to the Consolidated Financial Statement for the year ended March 31, 2023

(Currency: Indian rupees in million)

46. Segment Reporting

Particulars	Amount as per March 31, 2022 audited financial statement	Reclassification/ Adjustments	Reclassified segments
Segment assets			
i) Holding company activity	1,767.22	(1,767.22)	-
ii) Agency business	58,792.42	(58,792.42)	-
iii) Capital based business	12,493.49	(12,493.49)	-
iv) Financing business	32,212.98	(32,212.98)	-
v) Unallocated	700.61	1,899.41	2,600.02
vi) Wealth management business	-	66,225.80	66,225.80
vii) Asset management business	-	267.69	267.69
viii) Capital market business	-	47,067.43	47,067.43
Sub-total			116,160.94
Inter-segment elimination			(10,178.42)
Total			105,982.52
Segment liabilities			
i) Holding company activity	1,025.39	(1,025.39)	-
ii) Agency business	50,128.88	(50,128.88)	-
iii) Capital based business	9,757.98	(9,757.98)	-
iv) Financing business	25,624.31	(25,624.31)	-
v) Unallocated	301.68	905.22	1,206.90
vi) Wealth management business	-	53,915.41	53,915.41
vii) Asset management business	-	166.88	166.88
viii) Capital market business	-	41,623.11	41,623.11
Sub-total			96,912.30
Inter-segment elimination			(10,058.26)
Total			86,854.04



Nuvama Wealth Management Limited (formerly known as Edelweiss Securities Limited)

Notes to the Consolidated Financial Statement for the year ended March 31, 2023

(Currency: Indian rupees in million)

47. Change in liabilities arising from financing activities

Particulars	As at April 01, 2022	Cash flows (net)	As at March 31, 2023
Debt securities	32,027.43	14,524.58	46,552.01
Borrowings other than debt securities	3,308.68	4,119.06	7,427.74
Subordinated liabilities	153.40	(1.65)	151.75
	35,489.51	18,641.99	54,131.50

Particulars	As at April 01, 2021	Cash flows (net)	As at March 31, 2022
Debt securities	10,265.47	21,761.96	32,027.43
Borrowings other than debt securities	3,850.69	(542.01)	3,308.68
Subordinated liabilities	160.00	(6.60)	153.40
	14,276.16	21,213.35	35,489.51



Nuvama Wealth Management Limited (formerly known as Edelweiss Securities Limited)

Notes to the Consolidated Financial Statement for the year ended March 31, 2023

(Currency: Indian rupees in million)

48. Maturity Analysis of assets and liabilities

The table below shows an analysis of assets and liabilities analysed according to when they are expected to be recovered or settled.

Particulars	As at March 31, 2023			As at March 31, 2022		
	Within 12 months	After 12 months	Total	Within 12 months	After 12 months	Total
Financial Assets						
Cash and cash equivalents	7,881.95	-	7,881.95	10,004.98	-	10,004.98
Bank balances other than cash and cash equivalents	45,349.95	46.57	45,396.52	37,503.97	7.85	37,511.82
Derivative financial instruments	2,943.04	3,183.96	6,127.00	1,147.90	978.57	2,126.47
Securities held for trading	13,099.57	-	13,099.57	8,895.81	-	8,895.81
Trade & other receivables	8,755.33	145.01	8,900.34	8,751.37	173.01	8,924.38
Loans	34,895.52	637.84	35,533.36	29,061.12	469.52	29,530.64
Investments	995.27	701.39	1,696.66	-	701.97	701.97
Other financial assets	3,010.47	640.85	3,651.32	3,823.29	480.61	4,303.90
Non-financial assets						
Current tax assets (net)	-	570.78	570.78	8.06	732.28	740.34
Deferred tax assets (net)	-	5.49	5.49	(23.07)	31.72	8.65
Investment Property	-	147.34	147.34	-	155.10	155.10
Property, plant and equipment	-	2,290.25	2,290.25	-	1,631.63	1,631.63
Intangible assets under development	-	250.93	250.93	-	177.59	177.59
Goodwill	-	99.64	99.64	-	-	-
Other intangible assets	-	302.46	302.46	-	400.90	400.90
Other non- financial assets	153.13	1,050.08	1,203.21	739.60	128.74	868.34
Total Assets	117,084.23	10,072.59	127,156.82	99,913.03	6,069.49	105,982.52
Financial Liabilities						
Derivative financial instruments	865.59	224.42	1,090.01	564.43	88.91	653.34
Trade payables	17,565.91	-	17,565.91	16,378.63	-	16,378.63
Debt securities	18,624.14	27,927.87	46,552.01	15,573.73	16,453.70	32,027.43
Borrowings (other than debt securities)	7,427.74	-	7,427.74	3,308.68	-	3,308.68
Subordinated liabilities	151.75	-	151.75	13.63	139.77	153.40
Other financial liabilities	29,406.47	1,141.77	30,548.24	32,489.98	821.14	33,311.12
Non-financial liabilities						
Current tax liabilities (net)	171.95	28.90	200.85	50.57	41.13	91.70
Provisions	39.78	80.98	120.76	68.51	80.47	148.98
Other non-financial liabilities	382.68	528.88	911.56	406.80	373.96	780.76
Total Liabilities	74,636.01	29,932.82	104,568.83	68,854.96	17,999.08	86,854.04
Net	42,448.22	(19,860.23)	22,587.99	31,058.07	(11,929.59)	19,128.48



Nuvama Wealth Management Limited (formerly known as Edelweiss Securities Limited)

Notes to the Consolidated Financial Statement for the year ended March 31, 2023

(Currency: Indian rupees in million)

49. Related Party Disclosure

(A) Names of related parties by whom control is exercised

PAGAC Ecstasy Pte Limited (w.e.f March 31,2022)	Holding company
PAGAC Ecstasy Pte Limited (w.e.f March 27, 2021 upto March 31, 2022)	Ultimate Holding company
Edelweiss Global Wealth Management Limited (w.e.f March 27, 2021 upto March 31,2022)	Holding company

(B) Names of related parties exercising significant influence

Edelweiss Financial Services Limited (w.e.f. March 27, 2021 and upto March 30, 2023)

**(C) Subsidiaries/Associates/Joint ventures of Entity exercising significant influence with whom the Group has transactions
(upto March 30, 2023)**

Allium Finance Private Limited
ECap Equities Limited (formerly known as Edel Land Limited) (refer note 3 below)
ECL Finance Limited
Edel Finance Company Limited (refer note 1 below)
Edel Investments Limited
Edelcap Securities Limited
EdelGive Foundation
Edelweiss Alternative Asset Advisors Limited
Edelweiss Alternative Asset Advisors Pte. Limited
Edelweiss Asset Management Limited
Edelweiss Asset Reconstruction Company Limited
Edelweiss Comtrade Limited
Edelweiss Gallagher Insurance Brokers Limited
Edelweiss International (Singapore) Pte Limited
Edelweiss Investment Adviser Limited
Edelweiss Retail Finance Limited
Edelweiss Rural & Corporate Services Limited
Edelweiss Securities And Investments Private Limited
Edelweiss Tokio Life Insurance Company Limited
Nido Home Finance Limited (formerly Edelweiss Housing Finance Limited)
Zuno General Insurance Limited (formerly Edelweiss General Insurance Company Limited)

(D) Associate companies with whom the Group has transactions

Nuvama Custodial Services Limited (Formerly known as Edelweiss Capital Services Limited)

(E) Fellow entity of the Holding Company with whom transactions have taken place during the year:

Asia Pragati Strategic Investment Fund
PAG Investment Advisors Pte. Ltd.



Nuvama Wealth Management Limited (formerly known as Edelweiss Securities Limited)

Notes to the Consolidated Financial Statement for the year ended March 31, 2023

(Currency: Indian rupees in million)

49. Related Party Disclosure

(F) Key Management Personnel (KMP)

Ashish Kehair	Managing Director & CEO (w.e.f. September 21, 2021)
Shiv Sehgal	Executive Director (w.e.f. January 11, 2022)
Shivaraman Iyer	Chief Financial Officer (upto October 31, 2022)
Mihir Navavati	Chief Financial Officer (w.e.f. November 1, 2022)
Rashesh Shah	Non-executive Director (upto March 17, 2023)
Vidya Shah	Non- Executive Director (upto February 8, 2022)
Nikhil Kumar Srivastava	Non- Executive Director
Anthony Miller	Non- Executive Director
Ramesh Abhishek	Non-executive Director & Chairman
Lincoln Pan	Non- Executive Director (w.e.f. July 30, 2021 upto November 7, 2022)
Aswin Vikram	Non- Executive Director (w.e.f. January 11, 2022)
Kunnasagaran Chinniah	Independent Director
Venkatchalam Ramaswamy	Independent Director (upto March 17, 2023)
Navtej S. Nandra	Independent Director
Birendra Kumar	Independent Director (w.e.f. November 17, 2021)
Anisha Motwani	Independent Director (w.e.f. July 30, 2021)
Nitin Jain	MD (upto April 7, 2021)
	CEO (upto August 30, 2021)
	Executive Director (w.e.f. April 7, 2021 upto September 30, 2021)
Pankaj Razdan	Executive Director (upto April 7, 2021)
	Vice Chairman and MD (w.e.f. April 7, 2021 upto January 11, 2022)
Tarun Khurana	Company Secretary (upto April 6, 2021)
Shirin Patel	Company Secretary (w.e.f. April 7, 2021 and upto December 30, 2021)
Sonal Tiwari	Company Secretary (w.e.f. December 30, 2021 upto November 29, 2022)
Pooja Doshi	Company Secretary (w.e.f. May 25, 2023)
David Kim	Non- Executive Director (upto July 30, 2021)
Sujej Subramanian	Non- Executive Director (w.e.f. November 7, 2022)

Note:

- 1) Edelweiss Finvest Limited (formerly Edelweiss Finvest Private Limited) was merged into Edel Finance Company Limited with effect from April 09, 2021. Hence all related party transactions transacted during the year and the outstanding balances thereof, as at the end of the year relating to the Merged entity are considered to be transacted with Edel Finance Company Limited and disclosed accordingly.
- 2) Since the demerger of Wealth management business undertaking from Edelweiss Global Wealth Management Limited ("EGWML") have been accounted effective March 26, 2021, all the related party transaction carried out by aforementioned business undertaking of EGWML have been included while disclosing the related party disclosures of the group.
- 3) Pursuant to the composite scheme of arrangement and amalgamation under section 230 to 232 of the Companies Act, 2013 as sanctioned by NCLT Hyderabad on February 09, 2022 and as sanctioned by NCLT Mumbai on January 10, 2022, Edel Land Limited ('Amalgamated or Resulting Company'), ECap Equities Limited ('Demerged Company' – defined in the scheme as demerged undertaking and thereby entire activities, business, operations and undertakings of the Demerged Company forming part of the Trading and Capital Markets business) and EC Commodity Limited ('Amalgamating Company') has been amalgamated with effect from April 01, 2020 ('the Appointed date'). The merger order has been filed with ROC on March 25, 2022. Hence all related party transactions transacted during the year and the outstanding balances thereof, as at the end of the year relating to the Demerged undertaking and Amalgamating Company are considered to be transacted with Edel Land Limited and disclosed accordingly.
- 4) Edelweiss Financial Services Limited ('EFSL') along with its subsidiaries holds 43.74% in the equity shares of the Company. Till March 30, 2023, EFSL had significant influence over the Company. With effect from March 31, 2023, pursuant to the amendment agreement dated March 9, 2023 made to the amended and restated shareholders' agreement dated March 18, 2021 between EFSL, Edelweiss Global Wealth Management Limited, PAGAC Ecstasy Pte Ltd and the Company, the amendment to the articles of association of the Company, EFSL has lost its significant influence as per Ind AS 28 on the Company.



Nuvama Wealth Management Limited (formerly known as Edelweiss Securities Limited)

Notes to the Consolidated Financial Statement for the year ended March 31, 2023

(Currency: Indian rupees in million)

49. Related Party Disclosure for the year ended March 31, 2023

Name of related party	Holding Company	Entity exercising significant influence	Fellow entity of the ultimate Holding Company	Associate	Subsidiaries/ Associate/ JV of entity exercising significant influence	Key Personnel (KMP) and relatives of KMP
Capital account transactions						
Issue of CCDs to						
PAGAC Ecstasy Pte. Limited	22,044.00	-	-	-	-	-
Conversion of CCDs into Equity shares						
Asia Pragati Strategic Investment Fund	-	-	395.88	-	-	-
PAGAC Ecstasy Pte. Limited	22,044.00	-	-	-	-	-
Loan given to						
Aparna T Chandrashekar	-	-	-	-	-	37.86
Kenai Advisors LLP	-	-	-	-	-	319.82
Mabella Investment Adviser LLP	-	-	-	-	-	141.38
Shiv Sehgal	-	-	-	-	-	7.07
Loan repaid by						
Aparna T Chandrashekar	-	-	-	-	-	260.92
Kenai Advisors LLP	-	-	-	-	-	364.32
Mabella Investment Adviser LLP	-	-	-	-	-	366.54
Shiv Sehgal	-	-	-	-	-	19.79
Loan repaid to						
Edelweiss Rural & Corporate Services Limited	-	-	-	-	1,000.00	-
Loan taken from						
Edelweiss Rural & Corporate Services Limited	-	-	-	-	1,000.00	-
Margin placed with						
Edel Investments Limited	-	-	-	-	36,254.13	-
Margin received from						
ECap Equities Limited (formerly known as Edel Land Limited)	-	-	-	-	54,614.21	-
ECL Finance Limited	-	-	-	-	2,057.82	-
Edel Investments Limited	-	-	-	-	5,555.90	-
Edelcap Securities Limited	-	-	-	-	7,701.52	-
Edelweiss Comtrade Limited	-	-	-	-	0.10	-
Edelweiss Financial Services Limited	-	0.00	-	-	-	-
Edelweiss Investment Adviser Limited	-	-	-	-	1,720.53	-
Edelweiss Retail Finance Limited	-	-	-	-	0.00	-
Edelweiss Rural & Corporate Services Limited	-	-	-	-	0.55	-
Edelweiss Securities And Investments Private Limited	-	-	-	-	0.81	-
Margin refund received from						
Edel Investments Limited	-	-	-	-	38,032.81	-
Margin repaid to						
ECap Equities Limited (formerly known as Edel Land Limited)	-	-	-	-	53,859.86	-
ECL Finance Limited	-	-	-	-	2,415.26	-
Edel Investments Limited	-	-	-	-	6,250.48	-
Edelcap Securities Limited	-	-	-	-	7,792.35	-
Edelweiss Comtrade Limited	-	-	-	-	0.17	-
Edelweiss Financial Services Limited	-	0.00	-	-	-	-
Edelweiss Investment Adviser Limited	-	-	-	-	1,724.35	-
Edelweiss Retail Finance Limited	-	-	-	-	0.00	-
Edelweiss Rural & Corporate Services Limited	-	-	-	-	2.05	-
Edelweiss Securities And Investments Private Limited	-	-	-	-	0.81	-



Nuvama Wealth Management Limited (formerly known as Edelweiss Securities Limited)

Notes to the Consolidated Financial Statement for the year ended March 31, 2023

(Currency: Indian rupees in million)

49. Related Party Disclosure for the year ended March 31, 2023

Name of related party	Holding Company	Entity exercising significant influence	Fellow entity of the ultimate Holding Company	Associate	Subsidiaries/ Associate/ JV of entity exercising significant influence	Key Management Personnel (KMP) and relatives of KMP
Banner fees recovered from						
Edelweiss Tokio Life Insurance Company Limited	-	-	-	-	99.90	-
Branding fees paid to						
Edelweiss Financial Services Limited	-	40.11	-	-	-	-
Brokerage income earned from						
ECap Equities Limited (formerly known as Edel Land Limited)	-	-	-	-	0.09	-
Edelweiss Investment Adviser Limited	-	-	-	-	6.00	-
Edelweiss Tokio Life Insurance Company Limited	-	-	-	-	1.77	-
Key Managerial Personnel	-	-	-	-	-	0.57
Zuno General Insurance Limited (formerly Edelweiss General Insurance Company Limited)	-	-	-	-	0.31	-
Charges recovered from						
Key Managerial Personnel	-	-	-	-	-	0.01
Clearing charges income received from						
ECap Equities Limited (formerly known as Edel Land Limited)	-	-	-	-	39.47	-
ECL Finance Limited	-	-	-	-	0.91	-
Edel Investments Limited	-	-	-	-	58.24	-
Edelcap Securities Limited	-	-	-	-	6.63	-
Edelweiss Investment Adviser Limited	-	-	-	-	2.04	-
Commission and brokerage paid to						
Edel Investments Limited	-	-	-	-	16.00	-
Edelweiss Financial Services Limited	-	3.00	-	-	-	-
Commission to Non-Executive Directors						
Key managerial personnel	-	-	-	-	-	12.50
Corporate Guarantee support fee paid to						
Edelweiss Financial Services Limited	-	1.41	-	-	-	-
Cost reimbursement paid to						
ECap Equities Limited (formerly known as Edel Land Limited)	-	-	-	-	80.88	-
ECL Finance Limited	-	-	-	-	0.70	-
Edelcap Securities Limited	-	-	-	-	2.32	-
Edelweiss Alternative Asset Advisors Limited	-	-	-	-	0.19	-
Edelweiss Alternative Asset Advisors Pte. Limited	-	-	-	-	0.86	-
Edelweiss Financial Services Limited	-	10.07	-	-	-	-
Edelweiss International (Singapore) Pte Limited	-	-	-	-	8.08	-
Edelweiss Rural & Corporate Services Limited	-	-	-	-	130.24	-
Nido Home Finance Limited (formerly Edelweiss Housing Finance Limited)	-	-	-	-	0.10	-
Nuvama Custodial Services Limited (Formerly Edelweiss Capital Services Limited)	-	-	-	5.46	-	-
Zuno General Insurance Limited (formerly Edelweiss General Insurance Company Limited)	-	-	-	-	4.44	-



Nuvama Wealth Management Limited (formerly known as Edelweiss Securities Limited)

Notes to the Consolidated Financial Statement for the year ended March 31, 2023

(Currency: Indian rupees in million)

49. Related Party Disclosure for the year ended March 31, 2023

Name of related party	Holding Company	Entity exercising significant influence	Fellow entity of the ultimate Holding Company	Associate	Subsidiaries/ Associate/ JV of entity exercising significant influence	Key Management Personnel (KMP) and relatives of KMP
Cost reimbursement received from						
ECap Equities Limited (formerly known as Edel Land Limited)	-	-	-	-	0.99	-
ECL Finance Limited	-	-	-	-	0.00	-
Edelweiss Alternative Asset Advisors Limited	-	-	-	-	0.01	-
Edelweiss Asset Management Limited	-	-	-	-	0.09	-
Edelweiss Financial Services Limited	-	188.63	-	-	-	-
Edelweiss Investment Adviser Limited	-	-	-	-	0.98	-
Edelweiss Rural & Corporate Services Limited	-	-	-	-	0.00	-
Edelweiss Securities And Investments Private Limited	-	-	-	-	0.52	-
Nuvama Custodial Services Limited (Formerly Edelweiss Capital Services Limited)	-	-	-	9.67	-	-
Cost reimbursement received from						
Edelweiss Financial Services Limited	-	2.84	-	-	-	-
Edelweiss Investment Adviser Limited	-	-	-	-	0.01	-
Nuvama Custodial Services Limited (Formerly Edelweiss Capital Services Limited)	-	-	-	0.63	-	-
CSR paid to						
EdelGive Foundation	-	-	-	-	44.01	-
Debited for equity segment						
ECap Equities Limited (formerly known as Edel Land Limited)	-	-	-	-	138.26	-
Director's Sitting Fees paid to						
Key managerial personnel	-	-	-	-	-	1.40
ESOP/SAR expenses paid to						
Edelweiss Financial Services Limited	-	47.65	-	-	-	-
Fee and commission income received from						
ECap Equities Limited (formerly known as Edel Land Limited)	-	-	-	-	997.25	-
ECL Finance Limited	-	-	-	-	2.17	-
Edel Finance Company Limited	-	-	-	-	9.11	-
Edel Investments Limited	-	-	-	-	30.05	-
Edelcap Securities Limited	-	-	-	-	35.90	-
Edelweiss Alternative Asset Advisors Limited	-	-	-	-	1,550.47	-
Edelweiss Alternative Asset Advisors Pte. Limited	-	-	-	-	221.48	-
Edelweiss Asset Management Limited	-	-	-	-	615.87	-
Edelweiss Financial Services Limited	-	530.48	-	-	-	-
Edelweiss Investment Adviser Limited	-	-	-	-	34.43	-
Edelweiss Securities And Investments Private Limited	-	-	-	-	289.04	-
Edelweiss Tokio Life Insurance Company Limited	-	-	-	-	185.24	-
Nido Home Finance Limited (formerly Edelweiss Housing Finance Limited)	-	-	-	-	97.40	-
Nuvama Custodial Services Limited (Formerly Edelweiss Capital Services Limited)	-	-	-	141.89	-	-
Zuno General Insurance Limited (formerly Edelweiss General Insurance Company Limited)	-	-	-	-	3.30	-
Infrastructure service charges received from						
Edel Investments Limited	-	-	-	-	8.33	-
Edelcap Securities Limited	-	-	-	-	10.00	-



Nuvama Wealth Management Limited (formerly known as Edelweiss Securities Limited)

Notes to the Consolidated Financial Statement for the year ended March 31, 2023

(Currency: Indian rupees in million)

49. Related Party Disclosure for the year ended March 31, 2023

Name of related party	Holding Company	Entity exercising significant influence	Fellow entity of the ultimate Holding Company	Associate	Subsidiaries/ Associate/ JV of entity exercising significant influence	Key Management Personnel (KMP) and relatives of KMP
Insurance premium paid to						
Edelweiss Tokio Life Insurance Company Limited	-	-	-	-	30.41	-
Zuno General Insurance Limited (formerly Edelweiss General Insurance Company Limited)	-	-	-	-	91.24	-
Inter corporate deposit placed with						
Edelweiss Rural & Corporate Services Limited	-	-	-	-	600.00	-
Inter corporate deposit withdrawn from						
Edelweiss Rural & Corporate Services Limited	-	-	-	-	600.00	-
Interest expense on loan taken from						
Edelweiss Rural & Corporate Services Limited	-	-	-	-	11.36	-
Interest expenses on CCDs held by						
Asia Pragati Strategic Investment Fund	-	-	0.00	-	-	-
PAGAC Ecstasy Pte. Limited	0.02	-	-	-	-	-
Interest expenses on margin placed by						
ECap Equities Limited (formerly known as Edel Land Limited)	-	-	-	-	2.98	-
ECL Finance Limited	-	-	-	-	6.14	-
Edel Investments Limited	-	-	-	-	1.07	-
Edelcap Securities Limited	-	-	-	-	0.49	-
Interest income on ICDs						
Edelweiss Rural & Corporate Services Limited	-	-	-	-	2.71	-
Interest income on loan given to						
Aparna T Chandrashekar	-	-	-	-	-	12.31
Kenai Advisors LLP	-	-	-	-	-	5.81
Mabella Investment Adviser LLP	-	-	-	-	-	5.80
Shiv Sehgal	-	-	-	-	-	0.02
Interest received on debt instruments from						
ECL Finance Limited	-	-	-	-	0.33	-
Edelweiss Financial Services Limited	-	2.36	-	-	-	-
Edelweiss Retail Finance Limited	-	-	-	-	0.01	-
Nido Home Finance Limited (formerly Edelweiss Housing Finance Limited)	-	-	-	-	0.13	-
Purchase of Property Plant and Equipment & Intangible Assets from						
Edel Finance Company Limited	-	-	-	-	0.00	-
Edelcap Securities Limited	-	-	-	-	0.00	-
Edelweiss Financial Services Limited	-	0.00	-	-	-	-
Edelweiss International (Singapore) Pte Limited	-	-	-	-	0.09	-
Edelweiss Investment Adviser Limited	-	-	-	-	0.03	-
Edelweiss Rural & Corporate Services Limited	-	-	-	-	0.00	-
Purchases of securities held for trading from						
ECL Finance Limited	-	-	-	-	478.22	-
Edelweiss Retail Finance Limited	-	-	-	-	5.69	-
Remuneration paid to						
Key managerial personnel	-	-	-	-	-	137.81



Nuvama Wealth Management Limited (formerly known as Edelweiss Securities Limited)

Notes to the Consolidated Financial Statement for the year ended March 31, 2023

(Currency: Indian rupees in million)

49. Related Party Disclosure for the year ended March 31, 2023

Name of related party	Holding Company	Entity exercising significant influence	Fellow entity of the ultimate Holding Company	Associate	Subsidiaries/ Associate/ JV of entity exercising significant influence	Key Management Personnel (KMP) and relatives of KMP
Reversal of ESOP/SAR expenses by						
Edelweiss Financial Services Limited	-	68.38	-	-	-	-
Sale of Property Plant and Equipment & Intangible Assets to						
ECap Equities Limited (formerly known as Edel Land Limited)	-	-	-	-	0.00	-
ECL Finance Limited	-	-	-	-	0.00	-
Edel Investments Limited	-	-	-	-	0.61	-
Edelcap Securities Limited	-	-	-	-	0.43	-
Edelweiss Financial Services Limited	-	0.08	-	-	-	-
Edelweiss Rural & Corporate Services Limited	-	-	-	-	0.00	-
Sale of securities held for trading to						
ECap Equities Limited (formerly known as Edel Land Limited)	-	-	-	-	138.49	-
ECL Finance Limited	-	-	-	-	470.18	-
Edel Finance Company Limited	-	-	-	-	18.84	-
Edelweiss Asset Reconstruction Company Limited	-	-	-	-	0.77	-
Edelweiss Rural & Corporate Services Limited	-	-	-	-	53.35	-
Relatives of KMP	-	-	-	-	-	2.02
Surendra Mohan Kehair - HUF	-	-	-	-	-	-
Sitting fees paid to non executive director						
Anisha Motwani	-	-	-	-	-	1.70
Birendra Kumar	-	-	-	-	-	1.90
Kunnasagaran Chinniah	-	-	-	-	-	1.80
Ramesh Abhishek	-	-	-	-	-	1.96
Technology Shared Service Cost paid to						
Edelweiss Rural & Corporate Services Limited	-	-	-	-	173.89	-
Balances with related parties as at March 31, 2023						
Commission to Non-Executive Directors Payable to Key managerial personnel	-	-	-	-	-	12.50
Investments in equity shares of						
Nuvama Custodial Services Limited (Formerly Edelweiss Capital Services Limited)	-	-	-	269.50	-	-
Liquidity support arrangement from						
Asia Pragati Strategic Investment Fund	30,000.00	-	-	-	-	-
Trade and other Payables to						
Asia Pragati Strategic Investment Fund	300.00	-	-	-	-	-
Nuvama Custodial Services Limited (Formerly Edelweiss Capital Services Limited)	-	-	-	7.68	-	-
Trade and other receivables from						
Nuvama Custodial Services Limited (Formerly Edelweiss Capital Services Limited)	-	-	-	32.80	-	-

Note:

Information relating to remuneration paid to key managerial person mentioned above excludes provision made for gratuity and provision for made for performance bonus, which is provided on an overall basis. These are included on cash basis.



Nuvama Wealth Management Limited (formerly known as Edelweiss Securities Limited)

Notes to the Consolidated Financial Statement for the year ended March 31, 2023

(Currency: Indian rupees in million)

49. Related Party Disclosure for the year ended March 31, 2022

Name of related party	Holding Company	Entity exercising significant influence	Fellow entity of the ultimate Holding Company	Associate	Subsidiaries/ Associate/ JV of entity exercising significant influence	Key Management Personnel (KMP) and relatives of KMP
Capital account transactions						
Investment in equity shares of						
Nuvama Custodial Services Limited (formerly Edelweiss Capital Services Limited)	-	-	-	14.70	-	-
Purchase of PMS business from						
Edelweiss Asset Management Limited	-	-	-	-	15.00	-
Sale of equity shares of Edelweiss Alternative Asset Advisors Pte. Limited to						
Edelweiss Financial Services Limited	-	1,022.42	-	-	-	-
Edelweiss Securities And Investments Private Limited	-	-	-	-	0.00	-
Slump Sale of Custody, SLB and DDP business to						
Nuvama Custodial Services Limited (formerly Edelweiss Capital Services Limited)	-	-	-	101.16	-	-
Current account transactions						
Loan given to						
Kenai Advisors LLP	-	-	-	-	-	44.51
Mabella Investment Adviser LLP	-	-	-	-	-	290.82
Pankaj Razdan	-	-	-	-	-	1.16
Swara Ventures LLP	-	-	-	-	-	246.13
Venkatchalam Ramaswamy	-	-	-	-	-	0.05
Loan repaid by						
Aparna T Chandrashekar	-	-	-	-	-	197.81
Kenai Advisors LLP	-	-	-	-	-	0.01
Mabella Investment Adviser LLP	-	-	-	-	-	419.43
Pankaj Razdan	-	-	-	-	-	1.35
Swara Ventures LLP	-	-	-	-	-	245.73
Venkatchalam Ramaswamy	-	-	-	-	-	0.05
Loan repaid to						
Allium Finance Private Limited	-	-	-	-	900.00	-
Edel Finance Company Limited	-	-	-	-	1,300.00	-
Edelweiss Financial Services Limited	-	3,355.00	-	-	-	-
Loans taken from						
Allium Finance Private Limited	-	-	-	-	900.00	-
Edel Finance Company Limited	-	-	-	-	1,300.00	-
Margin placed with						
Edel Investments Limited	-	-	-	-	25,332.00	-
Margin received from						
ECL Finance Limited	-	-	-	-	12,254.27	-
Edel Investments Limited	-	-	-	-	12,883.71	-
ECap Equities Limited (formerly known as Edel Land Limited)	-	-	-	-	43,088.95	-
Edelcap Securities Limited	-	-	-	-	12,856.00	-
Edelweiss Comtrade Limited	-	-	-	-	0.31	-
Edelweiss Financial Services Limited	-	48.87	-	-	-	-
Edelweiss Investment Advisors Limited	-	-	-	-	572.11	-
Edelweiss Rural & Corporate Services Limited	-	-	-	-	880.10	-
Edelweiss Securities And Investments Private Limited	-	-	-	-	3,037.88	-



Nuvama Wealth Management Limited (formerly known as Edelweiss Securities Limited)

Notes to the Consolidated Financial Statement for the year ended March 31, 2023

(Currency: Indian rupees in million)

49. Related Party Disclosure for the year ended March 31, 2022

Name of related party	Holding Company	Entity exercising significant influence	Fellow entity of the ultimate Holding Company	Associate	Subsidiaries/ Associate/ JV of entity exercising significant influence	Key Management Personnel (KMP) and relatives of KMP
Margin refund received from						
Edel Investments Limited	-	-	-	-	23,496.59	-
Margin repaid to						
ECL Finance Limited	-	-	-	-	12,310.95	-
Edel Finance Company Limited	-	-	-	-	0.01	-
Edel Investments Limited	-	-	-	-	12,327.75	-
ECap Equities Limited (formerly known as Edel Land Limited)	-	-	-	-	43,812.13	-
Edelcap Securities Limited	-	-	-	-	12,882.67	-
Edelweiss Comtrade Limited	-	-	-	-	0.47	-
Edelweiss Financial Services Limited	-	76.16	-	-	-	-
Edelweiss Investment Advisors Limited	-	-	-	-	569.67	-
Edelweiss Rural & Corporate Services Limited	-	-	-	-	880.10	-
Edelweiss Securities And Investments Private Limited	-	-	-	-	3,037.38	-
Branding fees paid to						
Edelweiss Financial Services Limited	-	40.48	-	-	-	-
Brokerage income earned from						
ECL Finance Limited	-	-	-	-	3.39	-
ECap Equities Limited (formerly known as Edel Land Limited)	-	-	-	-	24.54	-
Edelcap Securities Limited	-	-	-	-	2.89	-
Edelweiss Asset Management Limited	-	-	-	-	0.16	-
Zuno General Insurance Limited (formerly Edelweiss General Insurance Company Limited)	-	-	-	-	0.27	-
Nido Home Finance Limited (formerly Edelweiss Housing Finance Limited)	-	-	-	-	0.03	-
Edelweiss Investment Adviser Limited	-	-	-	-	0.81	-
Edelweiss Retail Finance Limited	-	-	-	-	0.03	-
Edelweiss Rural & Corporate Services Limited	-	-	-	-	2.36	-
Edelweiss Tokio Life Insurance Company Limited	-	-	-	-	4.62	-
Clearing charges income received from						
ECL Finance Limited	-	-	-	-	0.26	-
Edel Investments Limited	-	-	-	-	1.12	-
ECap Equities Limited (formerly known as Edel Land Limited)	-	-	-	-	6.17	-
Edelcap Securities Limited	-	-	-	-	1.52	-
Edelweiss Financial Services Limited	-	0.00	-	-	-	-
Edelweiss Investment Advisors Limited	-	-	-	-	0.24	-
Edelweiss Rural & Corporate Services Limited	-	-	-	-	0.17	-
Edelweiss Securities And Investments Private Limited	-	-	-	-	0.06	-
Commission and brokerage paid to						
Edel Investments Limited	-	-	-	-	14.22	-
Commission to Non-Executive Directors						
Key Management Personnel	-	-	-	-	-	10.63



Nuvama Wealth Management Limited (formerly known as Edelweiss Securities Limited)

Notes to the Consolidated Financial Statement for the year ended March 31, 2023

(Currency: Indian rupees in million)

49. Related Party Disclosure for the year ended March 31, 2022

Name of related party	Holding Company	Entity exercising significant influence	Fellow entity of the ultimate Holding Company	Associate	Subsidiaries/ Associate/ JV of entity exercising significant influence	Key Management Personnel (KMP) and relatives of KMP
Cost reimbursement paid to						
ECL Finance Limited	-	-	-	-	0.47	-
Edel Finance Company Limited	-	-	-	-	2.40	-
ECap Equities Limited (formerly known as Edel Land Limited)	-	-	-	-	78.63	-
Edelweiss Alternative Asset Advisors Limited	-	-	-	-	2.23	-
Edelweiss Alternative Asset Advisors Pte. Limited	-	-	-	-	0.51	-
Edelweiss Asset Management Limited	-	-	-	-	0.49	-
Edelweiss Financial Services Limited	-	6.61	-	-	-	-
Zuno General Insurance Limited (formerly Edelweiss General Insurance Company Limited)	-	-	-	-	18.41	-
Nido Home Finance Limited (formerly Edelweiss Housing Finance Limited)	-	-	-	-	0.29	-
Edelweiss International (Singapore) Pte Limited	-	-	-	-	17.77	-
Edelweiss Retail Finance Limited	-	-	-	-	0.02	-
Edelweiss Rural & Corporate Services Limited	-	-	-	-	130.11	-
Edelweiss Tokio Life Insurance Company Limited	-	-	-	-	7.50	-
ECap Equities Limited (formerly known as Edel Land Limited)*	-	-	-	-	0.00	-
Edelweiss Rural & Corporate Services Limited*	-	-	-	-	0.09	-
Cost reimbursement received from						
ECL Finance Limited	-	-	-	-	0.86	-
Edel Investments Limited	-	-	-	-	0.07	-
Edelcap Securities Limited	-	-	-	-	0.08	-
Edelweiss Alternative Asset Advisors Limited	-	-	-	-	0.08	-
Edelweiss Asset Management Limited	-	-	-	-	0.33	-
Edelweiss Asset Reconstruction Company Limited	-	-	-	-	1.02	-
Nuvama Custodial Services Limited (formerly Edelweiss Capital Services Limited)	-	-	-	6.37	-	-
Edelweiss Financial Services Limited	-	40.95	-	-	-	-
Edelweiss Gallagher Insurance Brokers Limited	-	-	-	-	1.32	-
Nido Home Finance Limited (formerly Edelweiss Housing Finance Limited)	-	-	-	-	0.17	-
Edelweiss International (Singapore) Pte Limited	-	-	-	-	2.15	-
Edelweiss Investment Adviser Limited	-	-	-	-	0.00	-
Edelweiss Retail Finance Limited	-	-	-	-	0.31	-
Edelweiss Rural & Corporate Services Limited	-	-	-	-	0.66	-
Edelweiss Financial Services Limited*	-	2.53	-	-	-	-
Credited for equity segment						
ECL Finance Limited	-	-	-	-	15,119.56	-
ECap Equities Limited (formerly known as Edel Land Limited)	-	-	-	-	35,155.94	-
Edelcap Securities Limited	-	-	-	-	10,805.67	-
Nido Home Finance Limited (formerly Edelweiss Housing Finance Limited)	-	-	-	-	237.53	-
Edelweiss Retail Finance Limited	-	-	-	-	323.85	-
Edelweiss Securities And Investments Private Limited	-	-	-	-	1,657.72	-
CSR expenses paid to						
EdelGive Foundation	-	-	-	-	36.68	-



Nuvama Wealth Management Limited (formerly known as Edelweiss Securities Limited)

Notes to the Consolidated Financial Statement for the year ended March 31, 2023

(Currency: Indian rupees in million)

49. Related Party Disclosure for the year ended March 31, 2022

Name of related party	Holding Company	Entity exercising significant influence	Fellow entity of the ultimate Holding Company	Associate	Subsidiaries/ Associate/ JV of entity exercising significant influence	Key Management Personnel (KMP) and relatives of KMP
Debited for equity segment						
ECL Finance Limited	-	-	-	-	14,950.97	-
ECap Equities Limited (formerly known as Edel Land Limited)	-	-	-	-	35,468.70	-
Edelcap Securities Limited	-	-	-	-	12,398.18	-
Nido Home Finance Limited (formerly Edelweiss Housing Finance Limited)	-	-	-	-	333.83	-
Edelweiss Retail Finance Limited	-	-	-	-	386.28	-
Edelweiss Securities And Investments Private Limited	-	-	-	-	1,590.95	-
Director's Sitting Fees paid to						
Birendra Kumar	-	-	-	-	-	0.02
Fee and Commission income received from						
ECL Finance Limited	-	-	-	-	0.64	-
Edel Finance Company Limited	-	-	-	-	23.58	-
ECap Equities Limited (formerly known as Edel Land Limited)	-	-	-	-	504.81	-
Edelcap Securities Limited	-	-	-	-	1.71	-
Edelweiss Alternative Asset Advisors Limited	-	-	-	-	310.53	-
Edelweiss Alternative Asset Advisors Pte. Limited	-	-	-	-	137.06	-
Edelweiss Asset Management Limited	-	-	-	-	24.26	-
Edelweiss Financial Services Limited	-	806.01	-	-	-	-
Edelweiss Gallagher Insurance Brokers Limited	-	-	-	-	5.65	-
Zuno General Insurance Limited (formerly Edelweiss General Insurance Company Limited)	-	-	-	-	3.61	-
Nido Home Finance Limited (formerly Edelweiss Housing Finance Limited)	-	-	-	-	0.01	-
Edelweiss Investment Adviser Limited	-	-	-	-	0.42	-
Edelweiss Retail Finance Limited	-	-	-	-	0.04	-
Edelweiss Rural & Corporate Services Limited	-	-	-	-	0.06	-
Edelweiss Tokio Life Insurance Company Limited	-	-	-	-	99.72	-
ECap Equities Limited (formerly known as Edel Land Limited)*	-	-	-	-	94.08	-
Corporate Guarantee support fee paid to						
Edelweiss Financial Services Limited	-	1.44	-	-	-	-
ESOP/SAR expenses paid to						
Edelweiss Financial Services Limited	-	49.38	-	-	-	-
Edelweiss Financial Services Limited*	-	10.00	-	-	-	-
Insurance premium paid to						
Zuno General Insurance Limited (formerly Edelweiss General Insurance Company Limited)	-	-	-	-	51.04	-
Edelweiss Tokio Life Insurance Company Limited	-	-	-	-	22.76	-
Zuno General Insurance Limited (formerly Edelweiss General Insurance Company Limited)*	-	-	-	-	1.25	-
Edelweiss Tokio Life Insurance Company Limited*	-	-	-	-	0.78	-
Interest expense on CCDs						
Asia Pragati Strategic Investment Fund	-	-	0.00	-	-	-
PAGAC Ecstasy Pte. Limited*	0.22	-	-	-	-	-



Nuvama Wealth Management Limited (formerly known as Edelweiss Securities Limited)

Notes to the Consolidated Financial Statement for the year ended March 31, 2023

(Currency: Indian rupees in million)

49. Related Party Disclosure for the year ended March 31, 2022

Name of related party	Holding Company	Entity exercising significant influence	Fellow entity of the ultimate Holding Company	Associate	Subsidiaries/ Associate/ JV of entity exercising significant influence	Key Management Personnel (KMP) and relatives of KMP
Interest Expense on loan taken from						
Allium Finance Private Limited	-	-	-	-	16.51	-
Edel Finance Company Limited	-	-	-	-	27.35	-
Edelweiss Financial Services Limited	-	162.73	-	-	-	-
Edelweiss Rural & Corporate Services Limited*	-	-	-	-	51.80	-
Interest expenses on margin placed by						
ECL Finance Limited	-	-	-	-	10.92	-
Edel Investments Limited	-	-	-	-	3.98	-
ECap Equities Limited (formerly known as Edel Land Limited)	-	-	-	-	0.95	-
Edelcap Securities Limited	-	-	-	-	1.55	-
Edelweiss Financial Services Limited	-	0.24	-	-	-	-
Edelweiss Rural & Corporate Services Limited	-	-	-	-	0.16	-
Edelweiss Securities And Investments Private Limited	-	-	-	-	0.28	-
Interest Income on Loan given to						
Aparna T Chandrashekar	-	-	-	-	-	24.21
Kenai Advisors LLP	-	-	-	-	-	0.31
Mabella Investment Adviser LLP	-	-	-	-	-	31.12
Pankaj Razdan	-	-	-	-	-	0.98
Sonal Ramanand Tiwari	-	-	-	-	-	0.00
Swara Ventures LLP	-	-	-	-	-	0.40
Interest received on debt Instruments from						
ECL Finance Limited	-	-	-	-	4.16	-
Edelweiss Financial Services Limited	-	2.22	-	-	-	-
Nido Home Finance Limited (formerly Edelweiss Housing Finance Limited)	-	-	-	-	0.02	-
Edelweiss Retail Finance Limited	-	-	-	-	0.02	-
Liquidity Support charges paid to						
Asia Pragati Strategic Investment Fund	-	-	300.00	-	-	-
Purchases of securities held for trading from						
ECL Finance Limited	-	-	-	-	373.42	-
ECap Equities Limited (formerly known as Edel Land Limited)	-	-	-	-	28.23	-
Edelweiss Financial Services Limited	-	10.00	-	-	-	-
Edelweiss Gallagher Insurance Brokers Limited	-	-	-	-	513.81	-
Zuno General Insurance Limited (formerly Edelweiss General Insurance Company Limited)	-	-	-	-	594.43	-
Edelweiss Rural & Corporate Services Limited	-	-	-	-	115.88	-
Edelweiss Securities And Investments Private Limited	-	-	-	-	1.14	-
Edelweiss Tokio Life Insurance Company Limited	-	-	-	-	149.53	-
Shiv Sehgal	-	-	-	-	-	11.20



Nuvama Wealth Management Limited (formerly known as Edelweiss Securities Limited)

Notes to the Consolidated Financial Statement for the year ended March 31, 2023

(Currency: Indian rupees in million)

49. Related Party Disclosure for the year ended March 31, 2022

Name of related party	Holding Company	Entity exercising significant influence	Fellow entity of the ultimate Holding Company	Associate	Subsidiaries/ Associate/ JV of entity exercising significant influence	Key Management Personnel (KMP) and relatives of KMP
Purchase of property, plant and equipment from						
ECL Finance Limited	-	-	-	-	0.03	-
Edel Finance Company Limited	-	-	-	-	0.03	-
ECap Equities Limited (formerly known as Edel Land Limited)	-	-	-	-	7.51	-
Edelcap Securities Limited	-	-	-	-	0.00	-
Edelweiss Asset Management Limited	-	-	-	-	0.03	-
Edelweiss Asset Reconstruction Company Limited	-	-	-	-	0.00	-
Nuvama Custodial Services Limited (formerly Edelweiss Capital Services Limited)	-	-	-	0.00	-	-
Edelweiss Comtrade Limited	-	-	-	-	0.01	-
Edelweiss Financial Services Limited	-	0.21	-	-	-	-
Edelweiss Financial Services Limited	-	0.33	-	-	-	-
Edelweiss Gallagher Insurance Brokers Limited	-	-	-	-	0.10	-
Nido Home Finance Limited (formerly Edelweiss Housing Finance Limited)	-	-	-	-	0.00	-
Nido Home Finance Limited (formerly Edelweiss Housing Finance Limited)	-	-	-	-	0.00	-
Edelweiss Investment Adviser Limited	-	-	-	-	0.01	-
Edelweiss Investment Advisors Limited	-	-	-	-	0.02	-
Edelweiss Retail Finance Limited	-	-	-	-	0.00	-
Edelweiss Rural & Corporate Services Limited	-	-	-	-	0.12	-
Edelweiss Securities And Investments Private Limited	-	-	-	-	0.77	-
Edelweiss Asset Management Limited*	-	-	-	-	0.00	-
Edelweiss Comtrade Limited*	-	-	-	-	0.00	-
Edelweiss Financial Services Limited*	-	0.01	-	-	-	-
Edelweiss Rural & Corporate Services Limited*	-	-	-	-	0.00	-
Redemption and buyback of Debt securities by						
ECap Equities Limited (formerly known as Edel Land Limited)	-	-	-	-	3,112.31	-
Referral fees paid to						
PAG Investment Advisors Pte. Ltd.	-	-	65.33	-	-	-
Reimbursements paid to						
Edelweiss Rural & Corporate Services Limited	-	-	-	-	0.32	-
Remuneration paid to						
Key Management Personnel	-	-	-	-	-	114.93
Reversal of ESOP/ SAR expenses						
Edelweiss Financial Services Limited	-	173.92	-	-	-	-
Sale of property, plant and equipment to						
ECL Finance Limited	-	-	-	-	0.00	-
ECap Equities Limited (formerly known as Edel Land Limited)	-	-	-	-	0.49	-
Edelcap Securities Limited	-	-	-	-	0.00	-
EdelGive Foundation	-	-	-	-	0.00	-
Edelweiss Asset Management Limited	-	-	-	-	0.00	-
Nuvama Custodial Services Limited (formerly Edelweiss Capital Services Limited)	-	-	-	0.11	-	-
Edelweiss Financial Services Limited	-	1.16	-	-	-	-
Edelweiss Gallagher Insurance Brokers Limited	-	-	-	-	0.00	-
Edelweiss Rural & Corporate Services Limited	-	-	-	-	1.45	-
Edelweiss Asset Management Limited*	-	-	-	-	2.73	-
Edelweiss Rural & Corporate Services Limited*	-	-	-	-	0.00	-



Nuvama Wealth Management Limited (formerly known as Edelweiss Securities Limited)

Notes to the Consolidated Financial Statement for the year ended March 31, 2023

(Currency: Indian rupees in million)

49. Related Party Disclosure for the year ended March 31, 2022

Name of related party	Holding Company	Entity exercising significant influence	Fellow entity of the ultimate Holding Company	Associate	Subsidiaries/ Associate/ JV of entity exercising significant influence	Key Management Personnel (KMP) and relatives of KMP
Sale of securities held for trading to						
ECL Finance Limited	-	-	-	-	657.89	-
Zuno General Insurance Limited (formerly Edelweiss General Insurance Company Limited)	-	-	-	-	147.19	-
Edelweiss Tokio Life Insurance Company Limited	-	-	-	-	58.24	-
Kenai Advisors LLP	-	-	-	-	-	64.48
Security deposit placed with						
ECap Equities Limited (formerly known as Edel Land Limited)	-	-	-	-	64.43	-
Edelweiss Rural & Corporate Services Limited	-	-	-	-	91.77	-
Sitting fees paid to non executive director						
Anisha Motwani	-	-	-	-	-	0.92
Birendra Kumar	-	-	-	-	-	0.30
Kunnasagan Chinniah	-	-	-	-	-	1.24
Subscription to NCDs of						
ECap Equities Limited (formerly known as Edel Land Limited)	-	-	-	-	504.19	-
Technology Shared Service Cost paid to						
Edelweiss Rural & Corporate Services Limited	-	-	-	-	268.21	-
Edelweiss Rural & Corporate Services Limited*	-	-	-	-	0.24	-
Trade exposure charges received from						
ECL Finance Limited	-	-	-	-	0.21	-
Edel Investments Limited	-	-	-	-	79.76	-
ECap Equities Limited (formerly known as Edel Land Limited)	-	-	-	-	176.40	-
Edelcap Securities Limited	-	-	-	-	30.22	-
Edelweiss Investment Advisors Limited	-	-	-	-	6.59	-
Edelweiss Rural & Corporate Services Limited	-	-	-	-	0.34	-
Edelweiss Securities And Investments Private Limited	-	-	-	-	4.98	-
Balances with related parties as at March 31, 2022						
Accrued interest income on debentures of						
ECL Finance Limited	-	-	-	-	0.03	-
Edelweiss Financial Services Limited	-	0.01	-	-	-	-
Nido Home Finance Limited (formerly Edelweiss Housing Finance Limited)	-	-	-	-	0.01	-
Edelweiss Retail Finance Limited	-	-	-	-	0.00	-
Advance given to						
Edelweiss Financial Services Limited*	-	467.48	-	-	-	-
Corporate guarantee taken from						
Edelweiss Financial Services Limited	-	9,089.77	-	-	-	-
Debt securities						
ECap Equities Limited (formerly known as Edel Land Limited)	-	-	-	-	1.40	-
Interest payable on CCDs						
Asia Pragati Strategic Investment Fund	-	-	0.00	-	-	-
PAGAC Ecstasy Pte. Limited*	0.23	-	-	-	-	-



Nuvama Wealth Management Limited (formerly known as Edelweiss Securities Limited)

Notes to the Consolidated Financial Statement for the year ended March 31, 2023

(Currency: Indian rupees in million)

49. Related Party Disclosure for the year ended March 31, 2022

Name of related party	Holding Company	Entity exercising significant influence	Fellow entity of the ultimate Holding Company	Associate	Subsidiaries/ Associate/ JV of entity exercising significant influence	Key Management Personnel (KMP) and relatives of KMP
Interest payable on margin placed by						
ECL Finance Limited	-	-	-	-	6.59	-
Edel Investments Limited	-	-	-	-	0.41	-
ECap Equities Limited (formerly known as Edel Land Limited)	-	-	-	-	0.09	-
Edelcap Securities Limited	-	-	-	-	0.00	-
Investments in equity shares						
Nuvama Custodial Services Limited (formerly Edelweiss Capital Services Limited)	-	-	-	269.50	-	-
Loan given to						
Apama T Chandrashekar	-	-	-	-	-	223.06
Kenai Advisors LLP	-	-	-	-	-	44.50
Mabella Investment Adviser LLP	-	-	-	-	-	225.16
Margin Placed with Brokers						
Edel Investments Limited	-	-	-	-	1,840.40	-
Margins payable to clients						
ECL Finance Limited	-	-	-	-	474.90	-
Edel Investments Limited	-	-	-	-	694.58	-
Edelcap Securities Limited	-	-	-	-	91.98	-
Edelweiss Comtrade Limited	-	-	-	-	0.10	-
Edelweiss Financial Services Limited	-	0.47	-	-	-	-
Edelweiss Investment Advisors Limited	-	-	-	-	4.80	-
Edelweiss Retail Finance Limited	-	-	-	-	0.47	-
Edelweiss Rural & Corporate Services Limited	-	-	-	-	1.50	-
Edelweiss Securities And Investments Private Limited	-	-	-	-	0.50	-
Commission payable to Independent Directors						
Key Management Personnel	-	-	-	-	-	10.63
Securities held for trading - Debentures of						
ECL Finance Limited	-	-	-	-	25.63	-
ECap Equities Limited (formerly known as Edel Land Limited)	-	-	-	-	666.30	-
Edelweiss Asset Reconstruction Company Limited	-	-	-	-	11.11	-
Edelweiss Financial Services Limited	-	2.29	-	-	-	-
Nido Home Finance Limited (formerly Edelweiss Housing Finance Limited)	-	-	-	-	0.16	-
Edelweiss Retail Finance Limited	-	-	-	-	0.11	-
Security deposit placed with						
ECap Equities Limited (formerly known as Edel Land Limited)	-	-	-	-	64.43	-
Edelweiss Rural & Corporate Services Limited	-	-	-	-	91.77	-



Nuvama Wealth Management Limited (formerly known as Edelweiss Securities Limited)

Notes to the Consolidated Financial Statement for the year ended March 31, 2023

(Currency: Indian rupees in million)

49. Related Party Disclosure for the year ended March 31, 2022

Name of related party	Holding Company	Entity exercising significant influence	Fellow entity of the ultimate Holding Company	Associate	Subsidiaries/ Associate/ JV of entity exercising significant influence	Key Management Personnel (KMP) and relatives of KMP
Trade and other payables to						
Asia Pragati Strategic Investment Fund	-	-	240.00	-	-	-
ECL Finance Limited	-	-	-	-	0.02	-
Edel Finance Company Limited	-	-	-	-	0.00	-
Edel Investments Limited	-	-	-	-	0.24	-
ECap Equities Limited (formerly known as Edel Land Limited)	-	-	-	-	7.51	-
Edelweiss Alternative Asset Advisors Limited	-	-	-	-	3.43	-
Edelweiss Asset Reconstruction Company Limited	-	-	-	-	0.00	-
Nuvama Custodial Services Limited (formerly Edelweiss Capital Services Limited)	-	-	-	3.15	-	-
Edelweiss Comtrade Limited	-	-	-	-	0.00	-
Edelweiss Financial Services Limited	-	50.62	-	-	-	-
Edelweiss Financial Services Limited	-	1.17	-	-	-	-
Zuno General Insurance Limited (formerly Edelweiss General Insurance Company Limited)	-	-	-	-	-0.08	-
Nido Home Finance Limited (formerly Edelweiss Housing Finance Limited)	-	-	-	-	0.02	-
Edelweiss Investment Advisors Limited	-	-	-	-	0.00	-
Edelweiss Rural & Corporate Services Limited	-	-	-	-	74.81	-
PAG Investment Advisors Pte. Ltd.	-	-	65.33	-	-	-
Edelweiss Financial Services Limited*	-	2.41	-	-	-	-
Edelweiss Rural & Corporate Services Limited*	-	-	-	-	0.02	-
Trade and other receivables from						
ECL Finance Limited	-	-	-	-	1.71	-
Edel Finance Company Limited	-	-	-	-	2.15	-
ECap Equities Limited (formerly known as Edel Land Limited)	-	-	-	-	342.20	-
Edelcap Securities Limited	-	-	-	-	0.00	-
Edelweiss Alternative Asset Advisors Limited	-	-	-	-	206.37	-
Edelweiss Asset Management Limited	-	-	-	-	3.13	-
Edelweiss Asset Reconstruction Company Limited	-	-	-	-	0.22	-
Nuvama Custodial Services Limited (formerly Edelweiss Capital Services Limited)	-	-	-	0.68	-	-
Edelweiss Financial Services Limited	-	82.78	-	-	-	-
Zuno General Insurance Limited (formerly Edelweiss General Insurance Company Limited)	-	-	-	-	1.35	-
Nido Home Finance Limited (formerly Edelweiss Housing Finance Limited)	-	-	-	-	0.11	-
Edelweiss International (Singapore) Pte Limited	-	-	-	-	0.24	-
Edelweiss Investment Adviser Limited	-	-	-	-	0.22	-
Edelweiss Retail Finance Limited	-	-	-	-	0.85	-
Edelweiss Rural & Corporate Services Limited	-	-	-	-	1.76	-
Edelweiss Securities And Investments Private Limited	-	-	-	-	0.02	-
Edelweiss Tokio Life Insurance Company Limited	-	-	-	-	46.22	-
ECap Equities Limited (formerly known as Edel Land Ltr	-	-	-	-	7.25	-
Edelweiss Comtrade Limited*	-	-	-	-	0.15	-
Zuno General Insurance Limited (formerly Edelweiss General Insurance Company Limited)*	-	-	-	-	0.02	-



Nuvama Wealth Management Limited (formerly known as Edelweiss Securities Limited)

Notes to the Consolidated Financial Statement for the year ended March 31, 2023

(Currency: Indian rupees in million)

49. Related Party Disclosure for the year ended March 31, 2022

Name of related party	Holding Company	Entity exercising significant influence	Fellow entity of the ultimate Holding Company	Associate	Subsidiaries/ Associate/ JV of entity exercising significant influence	Key Management Personnel (KMP) and relatives of KMP
-----------------------	-----------------	---	---	-----------	--	---

Off- Balance sheet items

Corporate guarantee taken from						
Edelweiss Financial Services Limited	-	9,089.77	-	-	-	-
Liquidity support arrangement from						
Asia Pragati Strategic Investment Fund	-	-	30,000.00	-	-	-

*Pertains to Wealth Management Business undertaking demerged from Edelweiss Global Wealth Management Limited, accounted in accordance with appendix C of IND AS 103 (Business Combinations of entities under common control).

Note:

Information relating to remuneration paid to key managerial person mentioned above excludes provision made for gratuity and provision for made for performance bonus, which is provided on an overall basis. These are included on cash basis.



Nuvama Wealth Management Limited (formerly known as Edelweiss Securities Limited)

Notes to the Consolidated Financial Statement for the year ended March 31, 2023

(Currency: Indian rupees in million)

50. Capital management

The primary objective of the Group's capital management policy is to ensure that the Group complies with externally imposed capital requirements and maintains strong credit ratings and healthy capital ratios in order to support its business and to maximise shareholder value.

The Group manages its capital structure and makes adjustments to it according to changes in economic conditions and the risk characteristics of its activities. In order to maintain or adjust the capital structure, the Group may adjust the amount of dividend payment to shareholders, return capital to shareholders or issue capital securities. No changes have been made to the objectives, policies and processes from the previous years. However, they are under constant review by the Board.

In addition to above, the subsidiaries of Group are required to maintain minimum networth as prescribed by various regulatory authorities. The management ensures that this is complied.



Nuvama Wealth Management Limited (formerly known as Edelweiss Securities Limited)

Notes to the Consolidated Financial Statement for the year ended March 31, 2023

(Currency: Indian rupees in million)

51. Fair Value measurement:

A. Valuation principles

Fair value is the price that would be received to sell an asset or paid to transfer a liability in an orderly transaction in the principal (or most advantageous) market at the measurement date under current market conditions (i.e., an exit price), regardless of whether that price is directly observable or estimated using a valuation technique. In order to show how fair values have been derived, financial instruments are classified based on a hierarchy of valuation techniques:

Level 1 – valuation technique using quoted market price: financial instruments with quoted prices for identical instruments in active markets that Group can access at the measurement date.

Level 2 – valuation technique using observable inputs: Those where the inputs that are used for valuation and are significant, are derived from directly or indirectly observable market data available over the entire period of the instrument's life.

Level 3 – valuation technique with significant unobservable inputs: Those that include one or more unobservable input that is significant to the measurement as whole.

Refer note 5.10 for more details on fair value hierarchy

B. Valuation governance framework

The Group's fair value methodology and the governance over its models includes a number of controls and other procedures to ensure appropriate safeguards are in place to ensure its quality and adequacy. All new product initiatives (including their valuation methodologies) are subject to approvals by various functions of the Group including the risk and finance functions.

Where fair values are determined by reference to externally quoted prices or observable pricing inputs to models, independent price determination or validation is used. For inactive markets, Group sources alternative market information, with greater weight given to information that is considered to be more relevant and reliable.

The responsibility of ongoing measurement resides with the business and product line divisions. However finance department is also responsible for establishing procedures governing valuation and ensuring fair values are in compliance with accounting standards.

C. The following table shows an analysis of financial instruments recorded at fair value by level of the fair value hierarchy

As at March 31, 2023	Level 1	Level 2	Level 3	Total
Assets measured at fair value on a recurring basis				
Derivative financial instruments				
Exchange-traded derivatives	2,920.12	127.06	-	3,047.18
OTC derivatives	-	3.32	-	3.32
Embedded derivatives in market-linked debentures	-	-	3,276.15	3,276.15
Total derivative financial instruments - A	2,920.12	130.38	3,276.15	6,326.65
Securities held for trading				
Debt securities	4,302.07	2,132.90	-	6,434.97
Exchange traded funds / Mutual funds	3,145.89	-	-	3,145.89
Equity instruments	501.80	3,016.91	-	3,518.71
Total Financial assets held for trading - B	7,949.76	5,149.81	-	13,099.57
Investments				
Units of Trust	-	3.60	-	3.60
Units of AIF	-	209.65	-	209.65
Total investments measured at fair value - C	-	213.25	-	213.25
Total (A+B+C)	10,869.88	5,493.44	3,276.15	19,639.47
Liabilities measured at fair value on a recurring basis				
Derivative financial instruments				
Exchange-traded derivatives	603.31	238.40	-	841.71
OTC derivatives	-	0.69	-	0.69
Embedded derivatives in market-linked debentures	-	-	289.08	289.08
	603.31	239.09	289.08	1,131.48



Nuvama Wealth Management Limited (formerly known as Edelweiss Securities Limited)

Notes to the Consolidated Financial Statement for the year ended March 31, 2023

(Currency: Indian rupees in million)

51. Fair Value measurement:

As at March 31, 2022	Level 1	Level 2	Level 3	Total
Assets measured at fair value on a recurring basis				
Derivative financial instruments				
Exchange-traded derivatives	1,184.44	51.06	-	1,235.50
Embedded derivatives in market-linked debentures	-	-	978.57	978.57
Total derivative financial instruments - A	1,184.44	51.06	978.57	2,214.07
Securities held for trading				
Debt securities	1,519.01	783.20	-	2,302.21
Mutual fund units	3,000.30	-	-	3,000.30
Equity instruments	1,999.60	1,341.68	-	3,341.28
Preference shares	-	252.02	-	252.02
Total financial assets held for trading - B	6,518.91	2,376.90	-	8,895.81
Investments				
Units of AIF	-	189.40	-	189.40
Total investments measured at fair value - C	-	189.40	-	189.40
Total (A+B+C)	7,703.35	2,617.36	978.57	11,299.28
Liabilities measured at fair value on a recurring basis				
Derivative financial instruments				
Exchange-traded derivatives	542.18	49.43	-	591.61
Embedded derivatives in market-linked debentures	-	-	88.91	88.91
	542.18	49.43	88.91	680.52

D. Valuation techniques:

Government debt securities:

Government debt securities are financial instruments issued by sovereign governments and include both long-term bonds and short-term bonds with fixed or floating rate interest payments. These instruments are generally highly liquid and traded in active markets resulting in a Level 1 classification.

Debt securities:

Whilst most of these instruments are standard fixed or floating rate securities, however market linked debentures have embedded derivative characteristics. Fair value of debt securities is derived based on the indicative quotes of price and yields prevailing in the market as at the reporting date. The Group has used quoted price of Exchanges wherever bonds are traded actively. In cases where debt securities are not actively traded, Group has used CRISIL Corporate Bond Valuer model for measuring fair value.

Equity instruments:

Equity instruments are actively traded on stock exchanges with readily available active prices on a regular basis. Such instruments are classified as Level 1. Equity instruments in non-listed entities are initially recognised at transaction price and re-measured at each reporting date at valuation provided by external valuer at instrument level.

Units of AIF Fund and Mutual funds:

Units held in AIF funds are measured based on their published net asset value (NAV), taking into account redemption and/or other restrictions. Such instruments are classified as Level 2.

Units of mutual funds are measured based on their published net asset value (NAV), taking into account redemption and/or other restrictions. Such instruments are also classified as Level 1.



Nuvama Wealth Management Limited (formerly known as Edelweiss Securities Limited)

Notes to the Consolidated Financial Statement for the year ended March 31, 2023

(Currency: Indian rupees in million)

51. Fair Value measurement:

Embedded derivative:

An embedded derivative is a component of a hybrid instrument that also includes a non-derivative host contract with the effect that some of the cash flows of the combined instrument vary in a way similar to a stand-alone derivative.

The Group uses valuation models which calculate the present value of expected future cash flows, based upon 'no arbitrage' principles. Inputs to valuation models are determined from observable market (Indices) data wherever possible, including prices available from exchanges, dealers, brokers. Group classify these embedded derivative as level 3 instruments.

Exchange traded derivatives:

Exchange traded derivatives includes index/stock options, index/stock futures. The Group uses exchange traded prices to value these derivative and classify these instrument as level 1.

E. There have been no transfers between levels during the year ended March 31, 2023 and year ended March 31, 2022.

F. The following table shows a reconciliation of the opening balances and the closing balances for fair value measurements in Level 3 of the fair value hierarchy.

Financial year ended March 31, 2023	Embedded Options		
	Assets	Liabilities	Net Balance
As at April 1, 2022	978.57	88.91	889.66
Issuances	2,034.29	196.47	1,837.82
Settlements	-	-	-
Changes in value of option	263.29	3.70	259.59
As at March 31, 2023	<u>3,276.15</u>	<u>289.08</u>	<u>2,987.07</u>

Financial year ended March 31, 2022	Embedded Options		
	Assets	Liabilities	Net Balance
As at April 1, 2021	0.37	55.12	(54.75)
Issuances	1,088.52	-	1,088.52
Settlements	(0.26)	-	(0.26)
Changes in fair value recognised in profit or loss	(110.06)	33.79	(143.85)
As at March 31, 2022	<u>978.57</u>	<u>88.91</u>	<u>889.66</u>





Niyama Wealth Management Limited (formerly known as Edelweiss Securities Limited)

Notes to the Consolidated Financial Statement for the year ended March 31, 2023

(Currency: Indian rupees in million)


51. Fair Value measurement:

G. Impact on fair value of level 3 financial instrument of changes to key unobservable inputs

The below table summarises the valuation techniques together with the significant unobservable inputs used to calculate the fair value of the Group's Level 3 Instruments i.e. Derivative instruments. The range of values indicates the highest and lowest level input used in the valuation technique and, as such, only reflects the characteristics of the instruments as opposed to the level of uncertainty to their valuation. Relationships between unobservable inputs have not been incorporated in this summary.

Type of Financial Instruments	Fair value of asset as on March 31, 2023	Valuation techniques	Significant unobservable input	Range of estimates for unobservable input	Increase in the unobservable input	Change in fair value	Decrease in the unobservable input	Change in fair value
Embedded derivatives (net)	2,987.07	Fair value using Black Scholes model or Monte Carlo approach based on the embedded derivative	Nifty level	17442.6	5% increase in Nifty Index curve	775.80	5% decrease in Nifty Index curve	(887.70)
			Underlying discount rate	4.50% to 6%	1% increase in Risk-adjusted discount rate	358.50	1% decrease in risk adjusted discount rate	(383.50)

Type of Financial Instruments	Fair value of asset as on March 31, 2022	Valuation techniques	Significant unobservable input	Range of estimates for unobservable input	Increase in the unobservable input	Change in fair value	Decrease in the unobservable input	Change in fair value
Embedded derivatives (net)	889.66	Fair value using Black Scholes model or Monte Carlo approach based on the embedded derivative	Nifty level & Equal Weighted Bank Basket - HDFCB KOTAK AXIS SBI ICICI	17464.75 & 1361.7	5% increase in Nifty Index curve	63.38	5% decrease in Nifty Index curve	(75.56)
			Underlying discount rate	4.50% to 6%	1% increase in Risk-adjusted discount rate	42.93	1% decrease in risk adjusted discount rate	(47.90)



Nuvama Wealth Management Limited (formerly known as Edelweiss Securities Limited)

Notes to the Consolidated Financial Statement for the year ended March 31, 2023

(Currency: Indian rupees in million)

51. Fair Value measurement:

H. Fair value of financial instruments not measured at fair value:

The table below is a comparison, by class, of the carrying amounts and fair values of the Group's financial instruments that are not carried at fair value in the financial statements. Carrying amounts of Cash and cash equivalents, Bank balances other than cash and cash equivalents, Trade receivables, Loan, Other financial assets, Trade and other payables, Borrowings (other than debt securities) and Other financial liabilities approximate the fair value because of their short-term nature. This table does not include the fair values of non-financial assets and non-financial liabilities.

As at March 31, 2023	Carrying Value	Fair value			Total
		Level 1	Level 2	Level 3	
Financial Liabilities					
Debt securities	46,552.01	-	-	46,552.01	46,552.01
Subordinated Liabilities	151.75	-	-	151.75	151.75

As at March 31, 2022	Carrying Value	Fair value			Total
		Level 1	Level 2	Level 3	
Financial Liabilities					
Debt securities	32,027.43	-	-	32,027.43	32,027.43
Subordinated Liabilities	153.40	-	-	153.40	153.40



Nuvama Wealth Management Limited (formerly known as Edelweiss Securities Limited)

Notes to the Consolidated Financial Statement for the year ended March 31, 2023

(Currency: Indian rupees in million)

52. Risk Management

52.A Introduction and risk profile

The Group's overall objective is to manage its broking business, clearing business, trading business, lending business, other fee based business and the associated risks, (such as credit risk, liquidity risk, market risk, operational risk etc.) in a manner that balances serving the interests of its customers and investors and protects the safety and soundness of the Group. The Group provides a broad range of Wealth Management services to a substantial and diversified client base that includes corporations, institutions and individuals. The Group's services span multiple asset classes and consumer segments across domestic and global geographies.

Risk is an inherent part of Group's business activities. When the Group extends loans, buys or sells securities in market, offers other products or services, the Group takes on some degree of risk. The Group's overall objective is to manage its businesses and the associated risks, in a manner that balances serving the interests of its customers and investors and protects the safety and soundness of the Group.

The Group believes that effective risk management requires:

- 1) Acceptance of responsibility, including identification and escalation of risk issues, by all individuals within the Group.
- 2) Ownership of risk identification, assessment, data and management within each of the lines of business and Corporate; and
- 3) Firm wide structures for risk governance

The certain subsidiaries of Group are regulated by SEBI & respective exchanges with special focus on trade execution & clearing, client fund/security management, exchange & client reporting etc. Also, the one of the subsidiary of the Group is regulated by the RBI with a special focus on asset liability management, liquidity cushion, etc. The Group strives for continual improvement through efforts to enhance systemic & manual controls, ongoing employee training and development and other measures.

52.B Risk Management Structure

The Group has a well-defined risk management process framework for risk identification, assessment and control in order to effectively manage risks associated with the various business activities. The risk function is monitored primarily by the risk group.

The Group's strong risk management process ensures that the margin monitoring processes withstand market volatility. As a result, the Group follows strict margin call process and limits are set and monitored on an ongoing basis.

The Group's board of directors have overall responsibility for the establishment and oversight of the Group's risk management framework. They are assisted in its oversight role by internal audit. Internal audit undertakes both regular and adhoc reviews of risk management controls and procedures, the results of which are reported to the audit committee.

The audit committee oversees how management monitors compliance with the Group's risk management policies and procedures, and reviews the adequacy of the risk management framework in relation to the risks faced by the Group. The audit committee is assisted in its oversight role by internal audit. Internal audit undertakes both regular and ad hoc reviews of risk management controls and procedures, the results of which are reported to the audit committee.

52.C Risk mitigation and risk culture

The Group's business processes ensure complete independence of functions and a segregation of responsibilities. Client introduction, client on-boarding, credit control processes, centralised operations unit, independent internal auditors for checking compliance with the prescribed policies/processes at each transaction level are all segregated. The Group's risk management processes and policies allow layers of multiple checks and verifications. The key business processes are regularly monitored by the head of business or operations.

It is the Group's policy to ensure that a robust risk awareness is embedded in its organisational risk culture. Employees are expected to take ownership and be accountable for the risks the Group is exposed to. The Group's continuous training and development emphasises that employees are made aware of the Group's risk tolerance and they are supported in their roles and responsibilities to monitor and keep their exposure to risk within the Group's risk tolerance limits. Compliance breaches and internal audit findings are important elements of employees' annual ratings and remuneration reviews.



Nuvama Wealth Management Limited (formerly known as Edelweiss Securities Limited)

Notes to the Consolidated Financial Statement for the year ended March 31, 2023

(Currency: Indian rupees in million)

52. Risk Management

52.D Types of Risks

The Group's risks are generally categorized in the following risk types:

Notes	Risks	Arising from	Measurement, monitoring and management of risk
52.D.1	<p>Credit risk</p> <p>Credit risk is the risk of financial loss if a customer or counterparty fails to meet an obligation under a contract.</p>	<p>Arises principally from financing, dealing in Corporate Bonds, Investments in Mutual Fund, Equity, but also from certain other products such as derivatives.</p>	<p>Measured as the amount that could be lost if a customer or counterparty fails to make repayments;</p> <p>Monitored using various internal risk management measures and within limits approved by individuals within a framework of delegated authorities; and</p> <p>Managed through a robust risk control framework, which outlines clear and consistent policies, principles and guidance for risk managers.</p>
52.D.2	<p>Liquidity risk</p> <p>Liquidity risk is the risk that we do not have sufficient financial resources to meet our obligations as they fall due or that we can only do so at an excessive cost.</p>	<p>Liquidity risk arises from mismatches in the timing of cash flows.</p> <p>Arises when illiquid asset positions cannot be funded at the expected terms and when required.</p>	<p>Measured using a range of metrics, including Asset Liability mismatch, Debt Equity Ratio,</p> <p>Regular monitoring of funding levels to ensure to meet the requirement for Business and maturity of our liabilities.</p> <p>Maintain diverse sources of funding and liquid assets to facilitate flexibility in meeting our liquidity requirements of the Group.</p>
52.D.3	<p>Market risk</p> <p>Market risk is the risk that movements in market factors, such as Interest rates, equity prices and Index prices, will reduce our income or the value of our portfolios</p>	<p>Exposure to market risk is separated into two portfolios: trading and non-trading.</p>	<p>Measured using sensitivities, detailed picture of potential gains and losses for a range of market movements and scenarios.</p> <p>Monitored using measures, including the sensitivity of net interest income.</p> <p>Managed using approved risk limits</p>



Nuvama Wealth Management Limited (formerly known as Edelweiss Securities Limited)

Notes to the Consolidated Financial Statement for the year ended March 31, 2023

(Currency: Indian rupees in million)

52.D.1 Credit Risk

Credit risk arises when a customer or counterparty does not meet its obligations under a customer contract or financial instrument, leading to a financial loss and arises primarily from trade receivables and loans. The Group has adopted a policy of dealing with creditworthy counterparties and obtains sufficient collateral, where appropriate, as a means of mitigating the risk of financial loss from defaults. The Group is exposed to credit risk from its operating activities primarily trade receivables, loans, receivable from exchanges/clearing houses. Group has no significant concentration of credit risk with any counterparty.

The Group's management policy is to closely monitor creditworthiness of counterparties by reviewing their credit ratings, financial statements and press release on regular basis.

The Group's financial assets that are subject to the expected credit loss model are only short-term trade receivables and loans. All trade receivables are expected to be collected in less than twelve months. Group applies the expected credit loss model for all financial assets and simplified approach for trade receivables for recognition of impairment loss. Expected credit loss allowance based on simplified approach in respect of receivables is computed based on a provision matrix which takes into account historical credit loss experience.

Credit quality of a customer is assessed based on its credit worthiness and historical dealings with the Group and market intelligence. Outstanding customer receivables are regularly monitored. The credit quality review process aims to allow the Group to assess the potential loss as a result of the risks to which it is exposed and take corrective actions.

Derivative financial Instruments:

Credit risk arising from derivative financial instruments is, at any time, limited to those with positive fair values, as recorded on the balance sheet. With gross-settled derivatives, the Group is also exposed to a settlement risk, being the risk that the Group honours its obligation, but the counterparty fails to deliver the counter value.

Impairment Assessment:

The Group applies the expected credit loss model for recognising impairment loss. The expected credit loss allowance is computed based on a provision matrix which takes into account historical credit loss experience and adjusted for forward-looking information.

The expected credit loss is a product of exposure at default, probability of default and loss given default. The Group has devised an internal model to evaluate the probability of default and loss given default based on the parameters set out in Ind AS. Accordingly, the loans are classified into various stages as follows:

<u>Internal rating grade</u>	<u>Internal grading description</u>	<u>Stages</u>
Performing		
High grade	0 dpd and 1 to 30 dpd	Stage I
Standard grade	31 to 90 dpd	Stage II
Non-performing		
Individually impaired	90+ dpd	Stage III

Credit loss is the difference between all contractual cash flows that are due to an entity in accordance with the contract and all the cash flows that the entity expects to receive (i.e., all cash shortfalls), discounted at the original EIR. Expected Credit Loss (ECL) computation is not driven by any single methodology, however methodology and approach used must reflect the following:

- 1) An unbiased and probability weighted amount that evaluates a range of possible outcomes
- 2) Reasonable and supportable information that is available without undue cost and effort at the reporting date about past events, current conditions and forecasts of future economic conditions;
- 3) Time value of money



Nuvama Wealth Management Limited (formerly known as Edelweiss Securities Limited)

Notes to the Consolidated Financial Statement for the year ended March 31, 2023

(Currency: Indian rupees in million)

52.D.1 Credit Risk

While the time value of money element is currently being factored into ECL measurement while discounting cash flows by the Effective Interest Rate (EIR), the objective of developing a macroeconomic model using exogenous macroeconomic variables (MEVs) is to address the first two requirements. This has been achieved by using the model output to adjust the PD risk component in order to make it forward looking and probability-weighted.

Significant increase in credit risk (SICR)

The Group considers a financial instrument defaulted, classified as Stage 3 (credit-impaired) for ECL calculations, in all cases when the borrower becomes 90 days past due. Classification of assets from stage 1 to stage 2 has been carried out based on SICR criterion. Accounts which are more than 30 days past due have been identified as accounts where significant increase in credit risk has been observed. These accounts have been classified as Stage 2 assets. When such events occur, the Group carefully considers whether the event should result in treating the customer as defaulted and therefore assessed as Stage 3 for ECL calculations or whether Stage 2 is appropriate.

Probability of Default

Probability of default (PD) is an estimate of the likelihood of default over a given time horizon. PD estimation process is done based on historical internal data available with the Group. While arriving at the PD, the Group also ensures that the factors that affects the macro economic trends are considered to a reasonable extent, wherever necessary. Group calculates the 12 month PD by taking into account the historical trends of the Loans/portfolio and its credit performance. In case of assets where there is a significant increase in credit risk / credit impaired assets, lifetime PD has been applied.

Loss Given Default (LGD)

The LGD represents expected losses on the EAD given the event of default, taking into account, among other attributes, the mitigating effect of collateral value at the time it is expected to be realised and the time value of money. Since the Group is into the business of lending against securities, haircut as per Group's policy is applied on the value of the collateral, based on basel haircut values for corporate securities. The exposure amount that is over and above the collateral (with haircut) is considered as the effective exposure. The LGD of 65% is used for the unsecured exposure the portfolio carries.

Exposure at Default (EAD)

The amount which the borrower will owe to the portfolio at the time of default is defined as Exposure at Default (EAD). While the drawn credit line reflects the explicit exposure for the Group, there might be variable exposure that may increase the EAD. These exposures are of the nature where the Group provides future commitments, in addition to the current credit. Therefore, the exposure will contain both on and off balance sheet values.

Risk Concentration

The Group provides broking and clearing services to institutional and retail clients including High Net Worth Individuals (HNIs). Further, it also provides loans against securities/collaterals in form of financial instruments to its retail clients including HNIs and family offices. The Group does not have a significant concentration with regard to single/group client and industry.



Nuvama Wealth Management Limited (formerly known as Edelweiss Securities Limited)

Notes to the Consolidated Financial Statement for the year ended March 31, 2023

(Currency: Indian rupees in million)

52.D.1 Credit Risk (Contd.)

Collateral and other credit enhancements

The tables below shows the maximum exposure to credit risk by class of financial asset along with details on collaterals held against exposure.

	Maximum exposure to credit risk		Principal type of collateral
	As at March 31, 2023	As at March 31, 2022	
Financial Assets			
Cash and cash equivalents	7,881.95	10,004.98	
Bank balances other than cash and cash equivalents	45,396.52	37,511.82	
Derivative financial instruments	6,127.00	2,126.47	
Securities held for trading	13,099.57	8,895.81	The Group invest in high rated corporate bonds, highly listed equity shares, liquid central/state government securities & other marketable securities
Trade receivables	8,900.34	8,924.38	Securities, fixed deposits, bank guarantees etc.
Loans	35,533.36	29,530.64	Equity shares, Mutual fund units, Bonds, AIF units, etc.
Investments			
Government securities	975.64	-	
Others	721.02	701.97	
Other financial assets	3,651.32	4,303.90	Primarily contains receivable from exchange/clearing house carrying minimum risk.
	122,286.72	101,999.97	



Nuvama Wealth Management Limited (formerly known as Edelweiss Securities Limited)

Notes to the Consolidated Financial Statement for the year ended March 31, 2023

(Currency: Indian rupees in million)

52.D.2 Liquidity Risk

Liquidity risk is defined as the risk that the Group will encounter difficulty in meeting obligations associated with financial liabilities that are settled by delivering cash or another financial asset. Liquidity risk arises because of the possibility that the Group might be unable to meet its payment obligations when they fall due as a result of mismatches in the timing of the cash flows under both normal and stress circumstances.

Liquidity risk emanates from the mismatches existing on the balance sheet due to differences in maturity and repayment profile of assets and liabilities. These mismatches could either be forced in nature due to market conditions or created with an interest rate view. Such risk can lead to a possibility of unavailability of funds to meet upcoming obligations arising from liability maturities. To avoid such a scenario, Group ensures maintenance of adequate Liquidity Cushion in the form of Fixed Deposits, Mutual Funds, Cash, G-Sec, etc. These assets carry minimal credit risk and can be liquidated in a very short period of time. Further, Group has undrawn bank facilities and liquidity support from its holding company.

The Group had access to the following undrawn borrowing facilities at the end of the reporting year

	As at March 31, 2023	As at March 31, 2022
Committed Lines from Banks	2,660.30	2,561.90
Liquidity support arrangement	30,000.00	30,000.00

Analysis of financial assets and liabilities by remaining contractual maturities

The table below summarises the maturity profile of the undiscounted cash flows of the Group's financial assets and liabilities as at:

As at March 31, 2023

Particulars	0 to 3 months	3 to 6 months	6 to 12 months	1 to 3 years	Over 3 Years	Total
Financial Assets						
Cash and cash equivalents	7,881.95	-	-	-	-	7,881.95
Bank balances other than cash and cash equivalents	40,673.75	1,872.64	2,803.56	46.57	-	45,396.52
Derivative financial instruments	2,847.54	14.77	80.73	2,571.78	612.18	6,127.00
Securities held for trading	12,960.10	-	139.47	-	-	13,099.57
Trade receivables	7,347.79	674.04	733.50	145.01	-	8,900.34
Loans	5,190.07	5,871.43	23,834.02	637.84	-	35,533.36
Investments	-	975.65	19.62	32.11	669.28	1,696.66
Other financial assets	2,958.44	5.82	46.21	175.84	465.01	3,651.32
Total undiscounted financial assets	79,859.64	9,414.35	27,657.11	3,609.15	1,746.47	122,286.72
Financial Liabilities						
Derivative financial instruments	838.12	-	27.47	224.42	-	1,090.01
Trade payables	17,543.40	19.76	2.75	-	-	17,565.91
Debt securities	11,169.22	1,834.27	5,620.65	22,366.84	5,561.03	46,552.01
Borrowings (other than debt securities)	7,427.74	-	-	-	-	7,427.74
Subordinated Liabilities	13.48	138.27	-	-	-	151.75
Other financial liabilities	29,162.41	145.69	98.37	328.85	812.92	30,548.24
Total undiscounted financial liabilities	66,154.37	2,137.99	5,749.24	22,920.11	6,373.95	103,335.66
Total net financial assets / (liabilities)	13,705.27	7,276.36	21,907.87	(19,310.96)	(4,627.48)	18,951.06



Nuvama Wealth Management Limited (formerly known as Edelweiss Securities Limited)

Notes to the Consolidated Financial Statement for the year ended March 31, 2023

(Currency: Indian rupees in million)

52.D.2 Liquidity Risk

The table below summarises the maturity profile of the undiscounted cash flows of the Group's financial assets and liabilities as at:

As at March 31, 2022

Particulars	0 to 3 months	3 to 6 months	6 to 12 months	1 to 3 years	Over 3 Years	Total
Financial Assets						
Cash and cash equivalents	10,004.98	-	-	-	-	10,004.98
Bank balances other than cash and cash equivalents	33,891.17	1,612.21	2,000.59	7.85	-	37,511.82
Derivative financial instruments	1,147.90	-	-	110.13	868.44	2,126.47
Securities held for trading	8,895.81	-	-	-	-	8,895.81
Trade and other receivables	8,385.97	60.59	304.81	173.01	-	8,924.38
Loans	5,109.33	5,084.28	18,867.50	469.53	-	29,530.64
Investments	-	-	-	-	701.97	701.97
Other financial assets	3,744.48	2.52	21.80	179.26	355.84	4,303.90
Total undiscounted financial assets	71,179.64	6,759.60	21,194.70	939.78	1,926.25	101,999.97
Financial Liabilities						
Derivative financial instruments	564.43	-	-	88.91	-	653.34
Trade payables	16,365.10	2.08	11.45	-	-	16,378.63
Debt securities	9,363.62	1,058.44	5,151.45	9,150.43	7,303.49	32,027.43
Borrowings (other than debt securities)	3,308.68	-	-	-	-	3,308.68
Subordinated Liabilities	13.63	-	-	139.77	-	153.40
Other financial liabilities	32,180.46	39.72	269.80	186.76	634.38	33,311.12
Total undiscounted financial liabilities	61,795.92	1,100.24	5,432.70	9,565.87	7,937.87	85,832.60
Total net financial assets / (liabilities)	9,383.72	5,659.36	15,762.00	(8,626.09)	(6,011.62)	16,167.37





Nuvama Wealth Management Limited (formerly known as Edelweiss Securities Limited)

Notes to the Consolidated Financial Statement for the year ended March 31, 2023


(Currency: Indian rupees in million)

52.D.3 Market Risk

Market risk is the risk that the fair value or future cash flows of financial instruments will fluctuate due to changes in market variables such as interest rates, equity prices and Index movements. The Group classifies exposures to market risk into either trading or non-trading portfolios and manages each of those portfolios separately. All the positions are managed and monitored using sensitivity analyses.

Total Market risk exposure

Particulars	As at March 31, 2023			As at March 31, 2022			Primary risk Sensitivity
	Carrying Amount	Traded risk	Non traded risk	Carrying Amount	Traded risk	Non traded risk	
Financial Assets							
Cash and cash equivalents	7,881.95	-	7,881.95	10,004.98	-	10,004.98	Interest rate risk
Bank balances other than cash and cash equivalents	45,396.52	-	45,396.52	37,511.82	-	37,511.82	Interest rate risk
Derivative financial instruments	6,127.00	6,127.00	-	2,126.47	2,126.47	-	Price risk, Interest rate risk
Securities held for trading	13,099.57	13,099.57	-	8,895.81	8,895.81	-	Price risk, Interest rate risk
Trade receivables	8,900.34	-	8,900.34	8,924.38	-	8,924.38	-
Loans	35,533.36	-	35,533.36	29,530.64	-	29,530.64	Interest rate risk
Investments	1,696.66	1,188.89	507.77	701.97	189.40	512.57	Price risk, Interest rate risk
Other financial assets	3,651.32	-	3,651.32	4,303.90	-	4,303.90	-
Total Assets	122,286.72	20,415.46	101,871.26	101,999.97	11,211.68	90,788.29	
Financial Liabilities							
Derivative financial instruments	1,090.01	1,090.01	-	653.34	653.34	-	Price risk, Interest rate
Trade payables	17,565.91	-	17,565.91	16,378.63	-	16,378.63	-
Debt securities	46,552.01	-	46,552.01	32,027.43	-	32,027.43	Interest rate risk
Borrowings (other than debt securities)	7,427.74	-	7,427.74	3,308.68	-	3,308.68	Interest rate risk
Subordinated Liabilities	151.75	-	151.75	153.40	-	153.40	Interest rate risk
Other financial liabilities	30,548.24	-	30,548.24	33,311.12	-	33,311.12	Interest rate risk
Total Liabilities	103,335.66	1,090.01	102,245.65	85,832.60	653.34	85,179.26	



Nuvama Wealth Management Limited (formerly known as Edelweiss Securities Limited)

Notes to the Consolidated Financial Statement for the year ended March 31, 2023

(Currency: Indian rupees in million)

52.D.3 Market Risk (Contd.)

Interest Rate Risk

The principal risk to which non-trading portfolios are exposed is the risk of loss from fluctuations in the future cash flows or fair values of financial instruments because of a change in market interest rates.

The following table demonstrates the sensitivity to a reasonably possible change in interest rates (all other variables being constant) of the Group's statement of profit and loss and equity. The sensitivity of the statement of profit and loss is the effect of the assumed changes in interest rates on the profit or loss for a year, based on the floating rate non-trading financial assets and financial liabilities held at March 31, 2023 and at March 31, 2022.

Interest rate sensitivity

As at March 31, 2023

	Increase in price (%)	Sensitivity of Profit	Sensitivity of Equity	Decrease in price (%)	Sensitivity of Profit	Sensitivity of Equity
Debt securities	0.25	(16.09)	-	0.25	16.09	-
Other traded securities	0.25	(7.86)	-	0.25	7.86	-

As at March 31, 2022

	Increase in price (%)	Sensitivity of Profit	Sensitivity of Equity	Decrease in price (%)	Sensitivity of Profit	Sensitivity of Equity
Debt securities	0.25	(5.76)	-	0.25	5.76	-
Other traded securities	0.25	(7.50)	-	0.25	7.50	-

Price risk

The Group's exposure to price risk arises from investments held in Equity Shares, Exchange traded futures, Mutual fund units, all classified in the balance sheet at fair value through profit or loss. To manage its price risk arising from such investments, the Group diversifies its portfolio.


Price risk is the risk that the fair value or future cash flows of a financial instrument will fluctuate because of changes in the level of individual investment in prices of financial instruments.

As at March 31, 2023

	Increase in price (%)	Sensitivity of Profit	Sensitivity of Equity	Decrease in price (%)	Sensitivity of Profit	Sensitivity of Equity
Derivative instruments	0.25	18.65	-	0.25	(18.65)	-
Securities held for trading	0.25	32.75	-	0.25	(32.75)	-
Units of AIF	0.25	0.52	-	0.25	(0.52)	-

As at March 31, 2022

	Increase in price (%)	Sensitivity of Profit	Sensitivity of Equity	Decrease in price (%)	Sensitivity of Profit	Sensitivity of Equity
Derivative instruments	0.25	3.83	-	0.25	(3.83)	-
Securities held for trading	0.25	22.24	-	0.25	(22.24)	-
Units of AIF	0.25	0.47	-	0.25	(0.47)	-



Nuvama Wealth Management Limited (formerly known as Edelweiss Securities Limited)

Notes to the Consolidated Financial Statement for the year ended March 31, 2023

(Currency: Indian rupees in million)

53. Margin received from clients

	As at March 31, 2023	As at March 31, 2022
Cash margin - A	24,519.30	21,348.46
Non-cash margin		
Securities (refer note below)	94,798.86	74,139.05
Fixed deposits	-	22.42
Bank guarantees	-	57.50
Total non-cash margin - B	94,798.86	74,218.97
Total margin received - (A+B)	119,318.16	95,567.43

Note:

Securities includes following -

- i) Securities assigned under the “margin pledge” created in favour of the Company as non-cash margin from the clients in accordance with the SEBI circular no. SEBI/HO/MIRSD/DOP/CIR/P/2020/28 “Margin obligations to be given by way of Pledge/Re-pledge in the Depository System” applicable effectively from September 01, 2020 and
- ii) Securities received as non-cash margin from clients lying in the client demat account of the Company for disputed cases.



Nuvama Wealth Management Limited (formerly known as Edelweiss Securities Limited)

Notes to the Consolidated Financial Statement for the year ended March 31, 2023

(Currency: Indian rupees in million)

54. Business combinations

(a) Summary of acquisition

Financial year ended March 31, 2023

On March 13, 2023, the Group acquired 74% stake in Pickright Technologies Private Limited for a purchase consideration of Rs. 230 million.

Fair value of assets and liabilities recognised as a result of acquisition is as follows:

Particulars	Amount
ASSETS	
Financial assets	
(a) Cash and cash equivalents	172.82
(b) Bank balances other than cash and cash equivalents	0.53
Non-financial assets	
(a) Current tax assets (net)	0.00
(b) Property, plant and equipment	0.04
(c) Intangible assets under development	4.39
(d) Other intangible assets	12.05
(e) Other non- financial assets	1.34
Total assets	191.17
LIABILITIES	
Financial liabilities	
(a) Trade payables	2.10
(b) Other financial liabilities	9.65
Non-financial liabilities	
(a) Deferred tax liabilities (net)	0.10
(b) Provisions	1.79
(c) Other non-financial liabilities	1.37
Total liabilities	15.01
Net identifiable assets acquired	176.16
Purchase consideration transferred	230.00
NCI, based on their proportionate interest in the recognised amounts of the assets and liabilities	45.80
Goodwill on acquisition of subsidiary	99.64



Nuvama Wealth Management Limited (formerly known as Edelweiss Securities Limited)

Notes to the Consolidated Financial Statement for the year ended March 31, 2023

(Currency: Indian rupees in million)

55. Interest in other entities

Below is the details of subsidiary that has non-controlling interest (NCI) that are material to the group.

As at March 31, 2023

The following table summarises the information relating to each of the Group's subsidiaries that has material NCI, before any intra group eliminations.

Name of Subsidiary	Country of Incorporation	Ownership interests held by NCI	Profit / (loss) allocated to NCI	OCI allocated to NCI
Pickright Technologies Private Limited	India	26.00%	(0.22)	(0.00)

Summarised financial information in respect of Pickright Technologies Private Limited is set out below. The amounts disclosed below are before inter-company eliminations.

Particulars	As at March 31, 2023
Financial assets	163.84
Non-financial assets	18.45
Financial liabilities	3.42
Non-financial liabilities	3.56
Equity attributable to owners of the company	129.73
Non-controlling interest	45.58

Particulars	For the period ended from March 13, 2023 to March 31, 2023
Total income	0.34
Total expenses	1.23
Profit/(Loss) before tax	(0.89)
Tax Expense	(0.05)
Profit/(Loss) for the year	(0.84)
Total Comprehensive Income/(Loss)	(0.85)
Profit/(Loss) for the year attributable to owners of the parent	(0.63)
Profit/(Loss) for the year attributable to non-controlling interests	(0.22)
Cash flows used in operating activities	(9.71)
Cash flows used in investing activities	(140.25)
Cash flows used in financing activities	(0.09)
Net cash outflow	(150.05)

As at March 31, 2022

There are no subsidiaries that had non-controlling interest (NCI) as at March 31, 2022.



Nuvama Wealth Management Limited (formerly known as Edelweiss Securities Limited)

Notes to the Consolidated Financial Statement for the year ended March 31, 2023

(Currency: Indian rupees in million)

56. Composition of the Group

The consolidated financial statements of the Group include subsidiaries listed in the table below:

Name of the Entity	Country of Incorporation	Proportion of ownership interest	
		As at March 31, 2023	As at March 31, 2022
Nuvama Clearing Services Limited (Formerly Edelweiss Custodial Services Limited)	India	100%	100%
Nuvama Financial Services Inc (Formerly Edelweiss Financial Services Inc)	United States of America	100%	100%
Nuvama Investment Advisors (Hongkong) Private Limited (formerly Edelweiss Securities (Hong Kong) Private Limited)	Hong Kong	100%	100%
Nuvama Financial Services (UK) Limited (formerly Edelweiss Financial Services (UK) Limited)	United Kingdom	100%	100%
Nuvama Wealth Finance Limited (formerly Edelweiss Finance and Investments Limited)	India	100%	100%
Nuvama Asset Management Limited (formerly ESL Securities Limited)	India	100%	100%
Nuvama Wealth and Investment Limited (formerly Edelweiss Broking Limited)	India	100%	100%
Nuvama Capital Services (IFSC) Limited (formerly Edelweiss Securities (IFSC) Limited)	India	100%	100%
Nuvama Investment Advisors Private Limited (formerly Edelweiss Investment Advisors Private Limited)	Singapore	100%	100%
Pickright Technologies Private Limited (w.e.f. March 13, 2023)	India	74%	-

Associate

1) The Group had 49% interest in Nuvama Custodial Services Limited (Formerly Edelweiss Capital Services Limited).



Nuvana Wealth Management Limited (formerly known as Edelweiss Securities Limited)

Notes to the Consolidated Financial Statement for the year ended March 31, 2023

(Currency: Indian rupees in million)

57. Composite scheme of arrangement

The Board of Directors of the Company at its meeting held on April 07, 2021, had approved the Composite scheme of arrangement amongst Nuvana Wealth Management Limited (formerly known as Edelweiss Securities Limited) ("NWML"), Edelweiss Securities And Investments Private Limited ("ESIPL"), Edelweiss Global Wealth Management Limited ("EGWML") and their respective shareholders and creditors, under section 230 to 232 and other applicable provisions of the Companies Act, 2013, which inter-alia envisaged the following:

(i) Demerger of Asset Management Business Undertaking ("Demerged Undertaking 1" as defined in the Scheme) of the Company into ESIPL.

(ii) Demerger of Wealth Management Business Undertaking ("Demerged Undertaking 2" as defined in the Scheme) of EGWML into the Company.

The National Company Law Tribunal Bench at Mumbai (Tribunal) had approved the aforementioned Scheme vide its order dated March 31, 2022 under the applicable provisions of the Companies Act, 2013. Certified copy of the said order of the Tribunal was received by the Company on April 05, 2022 and filed with the Registrar of Companies on April 22, 2022.

Accordingly, the Board of Directors of the respective companies at its meeting held on April 22, 2022 had decided to give effect to the Scheme in the following manner based on the order of Tribunal:

(i) Demerger of Asset Management Business Undertaking with effect from Appointed date April 01, 2021.

(ii) Demerger of Wealth Management Business Undertaking with effect from Appointed date April 26, 2022.

As per the Scheme, the Company transferred assets and liabilities of Asset Management Business Undertaking to ESIPL at their respective book values from the appointed date. Also, EGWML transferred assets and liabilities of Wealth Management Business Undertaking to the Company at their respective book values from the appointed date.

Since the Scheme was sanctioned by the NCLT on March 31, 2022, for the financial year ended March 31, 2022, it was an adjusting event in accordance with IND AS 10. Accordingly, the financial statements for the year ended March 31, 2022 were presented after taking effect of aforementioned demerger considering book value of assets and liabilities of Asset Management Business Undertaking and Wealth Management Business Undertaking.

57.1 Demerger of Asset Management Business Undertaking of the Company into ESIPL

Assets and Liabilities of Asset Management Business Undertaking as at Appointed date i.e. April 01, 2021

Particulars	As at April 01, 2021
Assets	
Financial assets	
(a) Cash and cash equivalents*	1,022.43
(b) Investments	5,779.27
Non-financial assets	
(a) Property, plant and equipment	0.01
Total assets	6,801.71
Liabilities	
Non-financial liabilities	
(a) Provisions	0.03
(b) Other non-financial liabilities	485.37
Total liabilities	485.40
Net assets transferred	6,316.31

The excess of the book value of asset over liabilities of Rs. 6,316.31 million have been debited to Retained earnings



Nuvama Wealth Management Limited (formerly known as Edelweiss Securities Limited)

Notes to the Consolidated Financial Statement for the year ended March 31, 2023

(Currency: Indian rupees in million)

Pursuant to the Composite Scheme of Arrangement, ESIPL had issued 456,710 equity shares of Rs 10 each to EGWML and Edelweiss Financial Services Limited, the specified equity shareholders of the Company, as a consideration for transfer of Asset Management Business Undertaking.

57.2 Demerger of Wealth Management Business Undertaking of EGWML into the Company

Demerger of Wealth Management Business Undertaking of EGWML into the Company has been accounted under 'Pooling of Interests Method' in accordance with Appendix C of IND AS 103 (Business Combinations of entities under common control). Accordingly, financial statements has been restated from March 26, 2021 (the date from which the said business undertaking was in common control with respect to NWML and EGWML).

Assets and Liabilities of Wealth Management Business Undertaking:

Particulars	As at April 26, 2022	As at March 31, 2022	As at March 31, 2021
Assets			
Financial assets			
(a) Cash and cash equivalents	136.54	81.77	-
(b) Trade Receivables	18.96	33.62	40.05
(c) Investments	21,576.52	21,576.52	21,576.52
(d) Other financial assets	11.76	43.58	79.61
Non-financial assets			
(a) Property, plant and equipment	2.21	2.27	5.83
(b) Other intangible assets	178.68	187.45	315.52
(c) Other non- financial assets	536.22	536.18	600.47
A. Total Assets	22,460.89	22,461.39	22,618.00
Liabilities			
Financial liabilities			
(a) Trade payables	8.06	7.43	19.96
(b) Borrowings (other than debt securities)	-	-	484.83
(c) Other financial liabilities	73.32	62.97	48.70
Non-financial liabilities			
(a) Provisions	11.64	11.51	12.19
(b) Other non-financial liabilities	0.40	0.40	8.32
B. Total Liabilities	93.42	82.31	574.00
C. Instruments in the nature of equity	22,044.00	22,044.00	22,044.00
D. Loss transferred under the Scheme	176.53	164.92	-
E. New equity share capital issued as a consideration	0.00	0.00	-
Capital reserve created from above (A-B-C+D-E)	500.00	500.00	0.00



Nuvama Wealth Management Limited (formerly known as Edelweiss Securities Limited)

Notes to the Consolidated Financial Statement for the year ended March 31, 2023

(Currency: Indian rupees in million)

Pursuant to the Composite Scheme of Arrangement and upon the Scheme coming into effect -

- i. The Company had issued 100 equity shares of Rs 10 each on April 27, 2022 to Edelweiss Financial Services Limited, being equity shareholder of EGWML, as a consideration for transfer of Wealth Management Business Undertaking to the Company.
- ii. 17,555,986 equity shares of Rs 10 each held by EGWML in the Company had been extinguished and cancelled on April 26,
- iii. The Company had on April 27, 2022 issued 22,044,000 CCDs of Rs. 1,000 each to PAGAC Ecstasy Pte Limited in lieu of 22,044,000 CCDs of Rs. 1,000 held by PAGAC Ecstasy Pte Limited in EGWML.

Following table shows movement on account of cancellation equity share capital and investments:

<u>Particulars</u>	<u>Amount</u>
A. Cancellation of investments in the Company held by EGWML	21,576.52
B. Equity share capital to be cancelled	175.56
C. Securities premium to be cancelled on account of cancellation of above equity shares	5,800.57
Retained earnings to be debited (A-B-C)	15,600.39

58. Scheme of arrangement

The Board of Directors of the Company at its meeting held on May 13, 2022, had approved the Scheme of arrangement between Edelweiss Financial Services Limited ('EFSL') and Nuvama Wealth Management Limited (formerly known as Edelweiss Securities Limited) ('NWML') and their respective shareholders and creditors, under section 230 to 232 read with applicable provisions of the Companies Act, 2013, which inter-alia envisaged demerger of Wealth Management Business Undertaking ('Demerged Undertaking' as defined in the Scheme) of EFSL into the Company.

The National Company Law Tribunal Bench at Mumbai (Tribunal) has approved the aforementioned Scheme vide its order dated April 27, 2023 under the applicable provisions of the Companies Act, 2013. Certified copy of the said order of the Tribunal was received by the Company on May 12, 2023 and filed with the Registrar of Companies on May 18, 2023. Accordingly, Effective date of the scheme is May 18, 2023. Consequently, Company will account for the same demerger in its books of accounts in accordance with the provisions of IND AS and Scheme in financial year 2023-24.



Nuvama Wealth Management Limited (formerly known as Edelweiss Securities Limited)

Notes to the Consolidated Financial Statement for the year ended March 31, 2023

(Currency: Indian rupees in million)

59. Discontinued operation

The Group had entered into an agreement dated March 17, 2021 with Edelweiss Capital Services Limited, an associate entity, to sell its business of being a custodian of securities and designated depository participant, and securities lending and borrowing ('Transfer business') for consideration of Rs. 101.16 millions. The sale transaction was concluded on June 18, 2021.

Basis above, the Group had classified net assets as at March 31, 2021, pertaining to the Transfer business as 'Assets held for sale' in accordance with IND AS 105. The profit & loss and cash flows pertaining to the Transfer business have been presented as 'Profit/loss from discontinued operations' and 'Cash flows from discontinued operations' respectively.

Financial performance and cash flow information pertaining to Transfer business is as below:

Particulars	For the period from April 01, 2021 to June 18, 2021	For the year ended March 21, 2021
Revenue from operations		
(a) Interest income	0.35	112.37
(b) Fee and commission income	41.04	196.21
Total income	41.39	308.58
Expenses		
(a) Finance costs	-	42.41
(b) Employee benefits expense	23.78	68.77
(c) Impairment on financial instruments	-	0.50
(d) Other expenses	14.13	92.39
Total expenses	37.91	204.07
Profit before tax	3.48	104.51
Income tax expense	0.88	26.30
Profit after tax	2.60	78.21
Net cash inflows/(outflow) from operating activities	36.11	(15.57)
Net cash outflows from investing activities	(32.63)	(15.75)
Net increase/(decrease) in cash generated from discontinued operations	3.48	(31.32)



Nuvama Wealth Management Limited (formerly known as Edelweiss Securities Limited)

Notes to the Consolidated Financial Statement for the year ended March 31, 2023

(Currency: Indian rupees in million)

59. Discontinued operation (continued)

Assets and liabilities of disposal group :

Particulars	As at June 18, 2021	As at March 31, 2021
ASSETS		
Financial assets		
(a) Cash and cash equivalents	1,459.00	323.94
(b) Bank balances other than cash and cash equivalents	216.90	214.30
(c) Trade Receivables	31.70	35.24
(d) Other financial assets	289.79	151.66
Non-financial assets		
(a) Property, plant and equipment	1.71	1.78
(b) Other intangible assets	37.86	34.32
Total assets	2,036.96	761.24
LIABILITIES		
Financial liabilities		
(a) Trade payables	1,642.17	331.79
(d) Other financial liabilities	284.56	319.15
Non-financial liabilities		
(a) Other non-financial liabilities	9.07	8.99
Total liabilities	1,935.80	659.93
Net assets of disposal group	101.16	101.31



Nuvama Wealth Management Limited (formerly known as Edelweiss Securities Limited)

Notes to the Consolidated Financial Statement for the year ended March 31, 2023

(Currency: Indian rupees in million)

60. NSE Clearing Ltd (NCL) conducted an inspection in the matter of trading member Vrise Securities Pvt Ltd and issued a show cause notice to Nuvama Clearing Services Ltd (Formerly Edelweiss Custodial Services Ltd) (NCSL), a subsidiary of the Company. The MCSGF Committee of NSE Clearing Limited issued order to reinstate securities worth Rs. 293.3 million. NCSL had filed an appeal against the impugned order of NCL with Securities Appellate Tribunal (SAT) and SAT by its order had granted a stay on the matter. The matter has been listed for further hearing. NCSL has assessed such liability to be remote. Accordingly, there is no adjustment required in the consolidated financial statements for the year ended March 31, 2023.

61. NCSL has challenged an order, by an investigating agency, marking lien on its clearing account, before the 47th Additional Chief Metropolitan Magistrate Court, Mumbai. Since the investigation against one of the trading member, for which NCSL was a Clearing Member was under process, the Court contended that it had no objection to setting aside the lien order issued by the investigating agency, upon NCSL providing an undertaking to keep sufficient assets unencumbered. NCSL has since provided undertaking to keep sufficient assets amounting to Rs. 4606.9 million unencumbered and the said lien order has been set aside. Subsequently, the Misc. Application filed by NCSL before 47th Additional Chief Metropolitan Magistrate's Court at Esplanade, Mumbai has now been transferred to the City Civil & Sessions Court under M.P.L.D. Act. The matter has been listed for further hearing.

NSE Clearing Ltd (NCL) had conducted an inspection in the matter of trading member Anugrah Share & Brokers Pvt Ltd (Anugrah) and issued a show cause notice to NCSL. The MCSGF Committee of NCL has directed NCSL to adhere to instructions of National Stock Exchange (NSE) / NCL. NCSL filed an appeal against the impugned order with Securities Appellate Tribunal (SAT) and SAT by its order had granted a stay on the matter. The matter has been listed for further hearing.

Various Arbitration/Writ Petitions have been filed before the Hon'ble Bombay High Court (Hon'ble Court) by various end clients of Anugrah against Anugrah and its associates. NCSL has been made party to the same. Some of the Writ Petitions have been tagged together and common orders have been passed to be heard together. The matters are under process for further hearing.

NCSL believes that it has acted in accordance with the agreement entered with the trading member i.e. Anugrah and in accordance with applicable laws and regulations. Accordingly, there is no adjustment required in the consolidated financial statements for the year ended March 31, 2023.



Nuvama Wealth Management Limited (formerly known as Edelweiss Securities Limited)

Notes to the Consolidated Financial Statement for the year ended March 31, 2023

(Currency: Indian rupees in million)

62. During the financial year ended March 31, 2021, the controlling stake in the Group was transferred by its erstwhile ultimate parent viz Edelweiss Financial Services Limited ("EFSL"), to Edelweiss Global Wealth Management Limited ("EGWML"), as a part of the overall transaction consummated with PAGAC Ecstasy Pte. Ltd ("PAG"). PAG had infused Compulsorily Convertible Debentures ("CCDs") in EGWML whereby it acquired interest in relation to the Wealth Management business only.

As a part of the overall restructuring process to enable the transaction -

(i) the Asset Management business of the Group is carved out to facilitate effective transfer of interest over the Wealth Management business to PAG.

(ii) the Group's subsidiary, Edelweiss Custodial Services Limited ("ECSL"), in accordance with the directions of the Securities and Exchange Board of India, has transferred the custodial and designated depository participant services to another entity i.e. Edelweiss Capital Services Limited, in which 51% is held by EFSL and 49% is held by the Group.

iii) The Board of Directors of the Group, EGWML and Edelweiss Securities and Investments Private Limited ("ESIPL"), had applied for a Composite Scheme of Arrangement under Sections 230 - 232 and other applicable provisions of the Companies Act, 2013 ("Scheme") to the National Group Law Tribunal Bench at Mumbai ("Tribunal") for an envisaged demerger of the Asset Management business (Demerged Undertaking 1, as defined in the Scheme) of ESL into the ESIPL and demerger of the Wealth Management business (Demerged Undertaking 2, as defined in the Scheme) of EGWML into the NWML, with Appointed Date for the demergers, as provided in the Scheme.

The Scheme provides for non-reciprocal transfer of the whole undertaking of the Group, which comprises of assets and liabilities, to Edelweiss Securities and Investments Private Limited ("ESIPL"), a wholly owned subsidiary of Edelweiss Financial Services Limited ("EFSL").

Such non-reciprocal transfers are recorded only when they are appropriately authorised and no longer discretionary. In this case, the approval of the Tribunal is required to consider such a transfer and as such the Board of Directors by applying for the Scheme have "proposed" for the transfer. Until such time, the assets and liabilities continue to remain as assets of the Group.

Since the transfer pursuant to the Scheme is non-reciprocal, the Group had impaired the carrying values of Asset Management Business Undertaking pursuant to Ind AS 36 in financial year ended March 31, 2021 and disclosed as an "Exceptional item" in the statement of profit and loss amounting to Rs 6,316.32 million (Investment in associate - Rs. 5,779.22 million and Investment in subsidiary - Rs. 537.10 million). Subsequently in financial year ended March 31, 2022, consequent to pronouncement of scheme and inline with IND AS requirement, the Company has given effect as per the scheme of arrangement (refer note 57). Correspondingly the Company has reversed the aforementioned impairment of Asset Management Business Undertaking and the same has been disclosed in the statement of profit and loss as an "Exceptional item".



Nuvama Wealth Management Limited (formerly known as Edelweiss Securities Limited)

Notes to the Consolidated Financial Statement for the year ended March 31, 2023

(Currency: Indian rupees in million)

63. Other statutory information

- (i) The Group does not have any Benami property, where any proceeding has been initiated or pending against the Group for holding any Benami property.
- (ii) The Group does not have any charges or satisfaction which is yet to be registered with ROC beyond the statutory period.
- (iii) The Group has not traded or invested in Crypto currency or Virtual Currency during the financial year.
- (iv) The Group has not advanced or loaned or invested funds to any other person(s) or entity(ies), including foreign entities (Intermediaries) with the understanding that the Intermediary shall:
 - (a) directly or indirectly lend or invest in other persons or entities identified in any manner whatsoever by or on behalf of the Company
 - (b) provide any guarantee, security or the like to or on behalf of the Ultimate Beneficiaries.
- (v) The Group has not received any fund from any person(s) or entity(ies), including foreign entities (Funding Party) with the understanding (whether recorded in writing or otherwise) that the Company shall:
 - (a) directly or indirectly lend or invest in other persons or entities identified in any manner whatsoever by or on behalf of the Funding
 - (b) provide any guarantee, security or the like on behalf of the Ultimate Beneficiaries
- (vi) The Group does not have any transaction which is not recorded in the books of accounts that has been surrendered or disclosed as income during the year in the tax assessments under the Income Tax Act, 1961 (such as, search or survey or any other relevant provisions of the Income Tax Act, 1961).

64. The Company has created pledge on the shares of Nuvama Wealth Finance Limited("NWFL") (formerly Edelweiss Finance & Investments Limited).

A) 19,03,114 (Previous year: 19,03,114) equity shares have been pledged for intraday facility taken by Nuvama Clearing Services Ltd (formerly known as Edelweiss Custodial services Ltd) in favour of ICICI bank.

B) 46,38,000 (Previous year: 18,00,000) equity shares towards non-convertible debentures issued by Nuvama Wealth and Investment Limited (formerly Edelweiss Broking Limited) in favour of Catalyst Trusteeship Limited.

C) 25,47,000 (Previous year: Nil) equity shares have been pledged in favour of Beacon Trusteeship Limited towards non-convertible debentures issued by Nuvama Wealth and Investment Limited (formerly Edelweiss Broking Limited).



Nuvama Wealth Management Limited (formerly known as Edelweiss Securities Limited)

Notes to the Consolidated Financial Statement for the year ended March 31, 2023

(Currency: Indian rupees in million)

65. Transactions with struck off companies

As at March 31, 2023

Name of the struck off company	Nature of transactions with struck off company	Balance outstanding	Relationship
Arihant Capital Markets Ltd	Commission & Brokerage Expenses	-	-
Br Wealth Advisors Private Limited	Commission & Brokerage Expenses	-	-
Mayur Share Broking Private Limited	Margin Received	0.01	-
Moneyflow Securities Pvt. Ltd.	clearing services	0.20	-
PCS Securities Ltd	Commission & Brokerage Expenses	-	-
Quantum Securities Pvt Ltd	Commission & Brokerage Expenses	-	-
Sowing Bean (India) Private Limited	Commission & Brokerage Expenses	-	-
Redington India Limited	Commission Income	0.22	-
Orion Richiz Stock Broking Private Limited	Broking	-	-
Lalji Financial Advisors Private Limited	Broking	-	-
Arpit Fincap Private Limited	Broking	-	-
Sagar Associates Private Limited	Broking	-	-
Verb Consultants Private Limited	Broking	-	-
Om Sai Associates Private Limited	Broking	-	-
Shashwat Wealth Creators Private Limited	Broking	-	-
Arham Securities Private Limited	Broking	-	-
Neelam Private Limited	Broking	-	-
Bharati Private Limited	Broking	-	-
Indu Private Limited	Broking	2.79	-
Prem Kumar Private Limited	Broking	-	-
Tigerlily Capital Advisors Private Limited	Broking	-	-

As at March 31, 2022

Name of the struck off company	Nature of transactions with struck off company	Balance outstanding	Relationship
Aakanksha Leasing And Services Private Limited	Referrals and commissions	-	-
Agarwal Industries Private Limited	Advisory Fees	-	-
Arihant Capital Markets Limited	Commission & Brokerage Expenses	-	-
Br Wealth Advisors Private Limited	Referrals and commissions	-	-
DNM Finserve Private Limited	Referrals and commissions	-	-
Falguni Sales Trading Agency Private Limited	Broking and depository	0.00	-
Jyoti Financial Consultant Private Limited	Broking and depository	0.00	-
Market Hub Stock Broking Pvt Limited	Commission & Brokerage Expenses	-	-
PCS Securities Limited	Commission & Brokerage Expenses	-	-
Shamli Steels Private Limited	Advisory Fees Income	-	-
Writer Business Services Pvt Limited	Office Expenses	-	-



Nuvama Wealth Management Limited (formerly known as Edelweiss Securities Limited)

Notes to the Consolidated Financial Statement for the year ended March 31, 2023

(Currency: Indian rupees in million)


66. Additional Information, as required under Schedule III to the Companies Act, 2013, of enterprises consolidated as Subsidiary or Associates

As at March 31, 2023

Name of the Entity	Net Assets i.e. Total Assets minus Total Liabilities		Share in Profit or Loss		Share in Other Comprehensive Income (OCI)		Share in Total Comprehensive Income (TCI)	
	As % of consolidated net assets	Amount	As % of consolidated profit or loss	Amount	As % of consolidated OCI	Amount	As % of consolidated TCI	Amount
Parent								
Nuvama Wealth Management Limited (Formerly Edelweiss Securities Limited)	72.01%	16,265.37	2.06%	62.99	-	(2.28)	1.97%	60.71
Subsidiaries								
Indian								
Nuvama Clearing Services Limited (Formerly Edelweiss Custodial Services Limited)	17.12%	3,867.36	32.08%	978.61	-	(0.98)	31.72%	977.63
Nuvama Wealth Finance Limited (Formerly Edelweiss Finance & Investments Limited)	34.00%	7,680.20	23.52%	717.58	(15.58%)	(4.85)	23.13%	712.75
Nuvama Asset Management Limited (Formerly ESL Securities Limited)	0.63%	143.04	(0.56%)	(17.07)	-	0.20	(0.55%)	(16.87)
Nuvama Wealth and Investment Limited (Formerly Edelweiss Broking Limited)	30.04%	6,785.04	46.63%	1,422.39	-	(7.43)	45.91%	1,414.96
Nuvama Asset Management Limited (formerly ESL Securities Limited)	0.54%	121.27	(0.38%)	(17.56)	30.61%	9.53	(0.26%)	(8.03)
Pickright Technologies Private Limited	0.78%	173.31	(0.03%)	(0.84)	(0.03%)	(0.01)	(0.03%)	(0.85)
Foreign								
Nuvama Financial Services Inc (Formerly Edelweiss Financial Services Inc) (formerly Edelweiss Financial Services (UK) Limited)	0.88%	197.89	(0.24%)	(7.36)	50.63%	15.76	0.27%	8.40
Nuvama Investment Advisors (Hongkong) Private Limited (formerly Edelweiss Securities (Hong Kong) Private Limited)	0.15%	34.66	0.08%	2.53	3.85%	1.20	0.12%	3.73
Nuvama Investment Advisors Private Limited (formerly Edelweiss Investment Advisors Private Limited)	0.51%	114.99	0.31%	9.54	47.83%	14.89	0.79%	24.43
Associate (Investments as per the equity method)								
Nuvama Custodial Services Limited (Formerly Edelweiss Capital Services Limited)	-	-	0.31%	9.53	-	-	0.00	9.53
Non-Controlling Interests	0.20%	45.58	(0.01%)	(0.22)	-	-	-	(0.22)
Adjustments arising out of consolidation	(57.14%)	(12,907.12)	(3.75%)	(114.33)	1.16%	0.36	(3.70%)	(113.97)
Total	100%	22,587.99	100%	3,050.69	134%	31.63	100%	3,081.82

As at March 31, 2022

Name of the Entity	Net Assets i.e. Total Assets minus Total Liabilities		Share in Profit or Loss		Share in Other Comprehensive Income (OCI)		Share in Total Comprehensive Income (TCI)	
	As % of consolidated net assets	Amount	As % of consolidated profit or loss	Amount	As % of consolidated OCI	Amount	As % of consolidated TCI	Amount
Parent								
Nuvama Wealth Management Limited (Formerly Edelweiss Securities Limited)	83.22%	15,918.23	21.92%	1,879.41	162.50%	(3.90)	21.88%	1,875.51
Subsidiaries								
Indian								
Nuvama Clearing Services Limited (Formerly Edelweiss Custodial Services Limited)	15.44%	2,954.24	7.35%	630.61	46.25%	(1.11)	7.34%	629.50
Nuvama Wealth Finance Limited (Formerly Edelweiss Finance & Investments Limited)	36.41%	6,964.03	5.23%	448.24	134.17%	(3.22)	5.19%	445.02
Nuvama Asset Management Limited (Formerly ESL Securities Limited)	0.33%	62.60	(1.44%)	(123.56)	40.83%	(0.98)	(1.45%)	(124.54)
Nuvama Wealth and Investment Limited (Formerly Edelweiss Broking Limited)	27.91%	5,338.79	11.04%	946.49	405.83%	(9.74)	10.93%	936.75
Nuvama Asset Management Limited (formerly ESL Securities Limited)	0.61%	116.95	(0.18%)	(15.65)	(157.50%)	3.78	(0.14%)	(11.87)
Foreign								
Nuvama Financial Services Inc (Formerly Edelweiss Financial Services Inc) (formerly Edelweiss Financial Services (UK) Limited)	0.99%	189.49	0.12%	10.45	(229.17%)	5.50	0.19%	15.95
Nuvama Investment Advisors (Hongkong) Private Limited (formerly Edelweiss Securities (Hong Kong) Private Limited)	0.29%	54.76	0.05%	4.30	(65.00%)	1.56	0.07%	5.86
Nuvama Investment Advisors Private Limited (formerly Edelweiss Investment Advisors Private Limited)	0.72%	138.30	0.09%	7.97	(160.42%)	3.85	0.14%	11.82
Associate (Investments as per the equity method)								
Nuvama Custodial Services Limited (Formerly Edelweiss Capital Services Limited)	0.00%	-	0.12%	10.03	-	-	0.12%	10.03
Adjustments arising out of consolidation	(66.08%)	(12,639.83)	55.68%	4,773.98	(88.33%)	2.12	55.72%	4,776.10
Total	100%	19,128.48	100%	8,573.93	100%	(2.40)	100%	8,571.53



Nuvama Wealth Management Limited (formerly known as Edelweiss Securities Limited)

Notes to the Consolidated Financial Statement for the year ended March 31, 2023

(Currency: Indian rupees in million)

67.A Information as required pursuant to Regulation 52 (4) of SEBI (Listing Obligations and Disclosures Requirements) Regulations, 2015.

Particulars	As at March 31, 2023	As at March 31, 2022
1. Debt-equity Ratio (Refer note 1 below)	2.40	1.86
2. Net worth (Rs.in Million) (Refer note 2 below)	22,587.99	19,128.48
3. Debt service coverage ratio (Refer note 3 below)	0.33	0.35
4. Interest Service Coverage Ratio (Refer note 4 below)	2.06	2.13
5. Outstanding redeemable preference shares (no.of shares)	9,218,000	9,318,000
6. Outstanding redeemable preference shares (including dividend accrued but not due) (Rs.in Million) (Face Value of ₹ 10/- each)	151.75	153.40
7. Capital redemption reserve (Rs.in Million)	117.44	116.44
8. Debenture redemption reserve (Rs.in Million)	207.83	207.83
9. Net profit after tax (Rs.in Crore)	3,050.69	8,573.93
10. Earnings per share (Rs.) (Face Value of Rs.10/- each)		
- Basic (Refer note 5 below)	92.07	499.33
- Diluted (Refer note 5 below)	92.07	244.67
11. Total debt to Total assets (Refer Note 6 below)	0.43	0.33
12. Net profit margin (%) (Refer Note 7 below)	13.68%	12.66%

Note:

1. Debt-equity Ratio = Total debt [Debt securities + Borrowings (other than debt securities) + Subordinated liabilities] / Net worth
2. Net worth = Equity share capital + Instruments entirely equity in nature + Other equity + Non controlling interests
3. Debt Service Coverage Ratio = (Profit before tax, Exceptional items and Finance cost excluding IND AS 116 impact) / (Finance cost excluding IND AS 116 impact + Principal repayment in next six months)
4. Interest Service Coverage Ratio = (Profit before tax, Exceptional items and Finance cost excluding IND AS 116 impact) / (Finance cost excluding IND AS 116 impact)
5. Earnings per share is calculated on Net profit for the period which includes profits from discontinuing operations.
6. Total debt to Total assets = Total debt [Debt securities + Borrowings (other than debt securities) + Subordinated liabilities] / Total assets
7. Net profit margin = Net profit for the period excluding exceptional items / Total income
8. Current ratio, Long term debt to working capital, Bad Debts to account receivables ratio, Current liability ratio, Debtors turnover, Inventory turnover and Operating margin (%) are not applicable owing to the business model of the company.

67.B The Group has a process whereby periodically all long term contracts (including derivative contracts) are assessed for material foreseeable losses. At the year end, the Group has reviewed and ensured that adequate provision as required under any law/ accounting standards for material foreseeable losses on such long term contracts (including derivative contracts) has been made in the books of accounts.

67.C Nuvama Asset Management Limited (formerly ESL Securities Limited), subsidiary company, had acquired 'Infinity PMS business' of Edelweiss Asset Management Limited in the month of June 2021 by executing a Slump Sale Agreement. As per the aforementioned agreement, Infinity PMS business together with all the rights, title, interest and obligation associated with it is transferred to Nuvama Asset Management Limited (formerly ESL Securities Limited) for total consideration of Rs 15 million (Asset management rights of Rs. 14.13 million and computers & software's of Rs. 0.87 million).



Nuvama Wealth Management Limited (formerly known as Edelweiss Securities Limited)


Notes to the Consolidated Financial Statement for the year ended March 31, 2023

(Currency: Indian rupees in million)

68. The Indian Parliament has approved the Code on Social Security, 2020 which subsumes the Provident Fund and the Gratuity Act and rules there under. The Ministry of Labour and Employment has also released draft rules thereunder on November 13, 2020 and has invited suggestions from stakeholders which are under active consideration by the Ministry. The Group will evaluate the rules, assess the impact if any, and account for the same once the rules are notified and become effective.
69. The Group has complied with the Rule 3 of Companies (Accounts) Rules, 2014 amended on August 5, 2022 relating to maintenance of electronic books of account and other relevant books and papers. The Group's books of accounts and relevant books and papers are accessible in India at all times and backup of accounts and other relevant books and papers are maintained in electronic mode within India and kept in servers physically located in India on daily basis.
70. The previous year figures have been regrouped/reclassified wherever necessary to conform to current year's presentation.


The accompanying notes are an integral part of the consolidated financial statements
As per our report of even date attached

For S. R. Batliboi & Co. LLP
Chartered Accountants
ICAI Firms Registration Number: 301003E/E300005

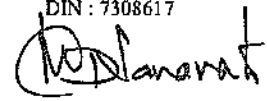

per Shrawan Jalan
Partner
Membership No: 102102


For and on behalf of the Board of Directors


Ashish Kehair
Managing Director & CEO
DIN: 07789972


Nikhil Kumar Srivastava
Non-Executive Director
DIN : 7308617


Aswin Vikram
Non-Executive Director
DIN : 08895013


Mihir Nanavati
Chief Financial officer


Pooja Doshi
Company Secretary
Mumbai, May 25, 2023

Mumbai, May 25, 2023

